



TOWN OF NORTH HEMPSTEAD

NASSAU COUNTY, NEW YORK

JENNIFER DeSENA, SUPERVISOR

www.northhempsteadny.gov



2025
Annual Budget
Preliminary Budget for FY 2025

TOWN OF NORTH HEMPSTEAD

List of Commissioners, Department Heads & Senior Staff

Jennifer DeSena - Supervisor

Joseph R. Scalero - Deputy Supervisor/Chief of Staff

Paul Wood - Director of Finance/Acting Comptroller

Steven Pollack - Director of Governmental Research

Richard J. Nicoletto - Town Attorney

Umberto Mignardi - Director of Communications

Donald Graham – Commissioner of Administrative Services

Derek Skuzenski - Commissioner of Public Safety

Kimberly Corcoran-Galante - Commissioner of Community Services
& the Department of Services for the Aging (DOSA)

Kristin Seleski - Commissioner of DPW

George Morfessis - Commissioner of IT & Telecommunications

Marshah-Raef Barret - Commissioner of Solid Waste Management

Nancy Shahverdi - Commissioner of Planning

Vincent Malizia - Commissioner of 311

John Niewender - Buildings Department Commissioner

Kelly Gillen - Parks & Recreation Commissioner

Robert Weitzner - Commissioner of Human Resources



TOWN OF NORTH HEMPSTEAD

2025 ANNUAL PRELIMINARY BUDGET TABLE OF CONTENTS

<u>Description</u>	<u>Tab</u>
Introduction	1
General Fund Budget	2
Town Outside Village Budget	3
Town Operated Special Districts Budgets	4
Commissioner Operated Special Districts Budgets	5
Schedule of 2025 Long Term Debt Payments	6
Schedule of Real Estate Tax Exempt Properties	7

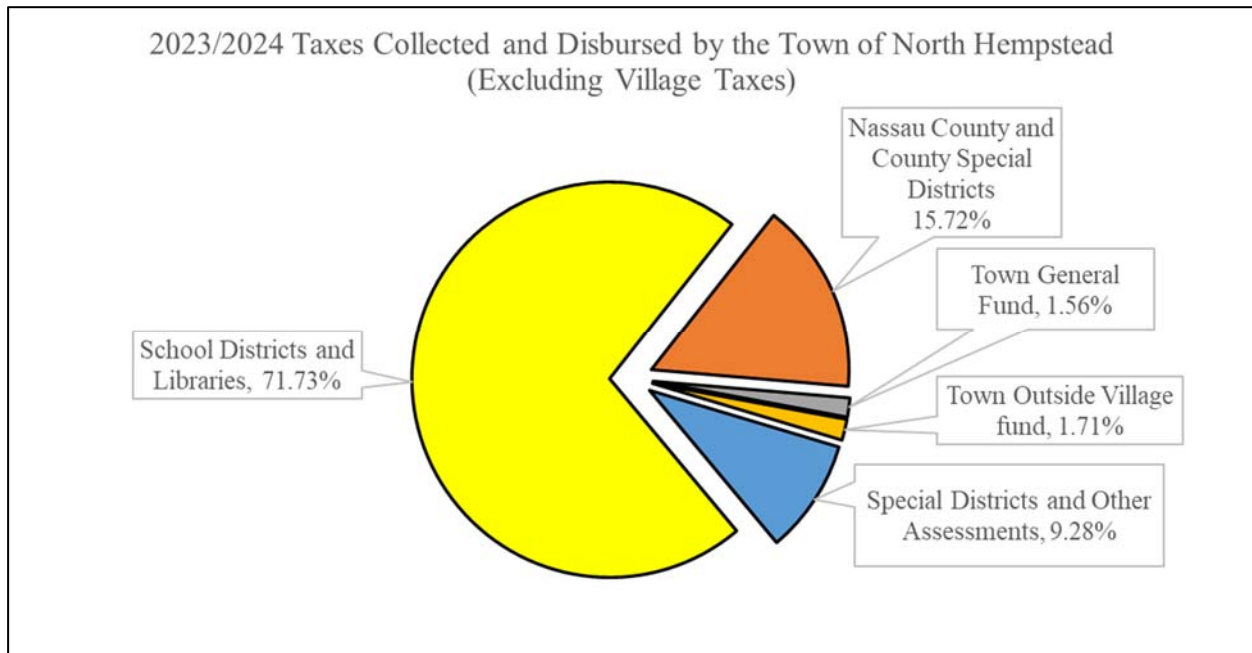


The Governmental Funds of the Town of North Hempstead

North Hempstead is governed by its Town Board, comprised of the Supervisor and six Town Councilmembers. Town functions are also administered by the elected Town Clerk and elected Receiver of Taxes.

From a fiscal standpoint, the activities of the Town are organized, recorded, and reported on the basis of funds, each of which is considered a separate accounting entity. Each fund is a stand-alone, self-balancing unit. The Town funds are combined for the purposes of calculating the State's tax cap.

Below is a pie chart detailing the amount of real property tax revenues collected from Town residents going to Town of North Hempstead operations versus the operations of schools & libraries, Nassau County, and Special Districts.



General Fund

The General Fund is the Town's principal operating fund. The revenues and expenses for departments whose operations service all Town residents, both within the Incorporated Villages and the unincorporated areas, are recorded in the General Fund. For example, all Town residents may use Town park facilities, call 311 for information, or participate in events sponsored by the Department of Community Services. Therefore, those are among the departments located in the General Fund. Accordingly, the property tax base for this fund is all residents and businesses within the Town.

The pie chart at the beginning of Tab 2 shows the distribution of expenditures amongst the departments within the General Fund.

The Town Outside Village Fund (TOV)

The Town Outside Village (TOV) Fund was created from the merger of the Part-Town and Highway Funds by an act of the New York State Legislature in 2006. The TOV fund serves residents who live or own property outside the borders of incorporated villages. This Fund covers road maintenance, snow plowing, code enforcement, building safety and inspection and community planning.

The pie chart at the beginning of Tab 3 shows the distribution of expenditures among the departments within the TOV Fund.

Town-Operated and Commissioner-Operated Special Districts

There are 46 special districts in North Hempstead, overseeing such services as fire protection, garbage disposal, street lighting, parks, police, public parking lots, sidewalks, water and sewers, libraries, and business improvement.

These districts provide services to and are supported only by property owners within the district.

There are 20 Town-operated special districts administered by the Town Board; and 26 Commissioner-operated districts, which have independently elected governing boards.

Tab 4 contains the budgets of the Town-Operated Special Districts while Tab 5 contains the budgets of the Commissioner-Operated Special Districts.

The Town's tax cap is calculated based on the Town's General and TOV budgets and the Town-operated special district budgets.

Town Departments: General Fund

Administrative Services

The Department of Administrative Services maintains most central services Town facilities, performing a wide range of functions from painting to full-scale renovations as well as landscaping, parking lot governance and snow removal for Town Hall 1 & 2, Town Hall Annex, Animal Shelter and the Roslyn Community Center. The Department also encompasses Central Printing and Mailing for all Town departments, from tax bills to special event flyers.

Community Services

The Department's mission is to offer programs to improve the quality of life for each of our residents. The Department offers popular events such as FunDay Mondays for seniors, a yearly Veterans Breakfast, National Night Out, Asian American Festival, Summer Concert Series, and Fall Festival. The Department has also expanded the transportation program offered by Project Independence for the elderly to include people with disabilities--the result of a suggestion by the Town's Disability Advisory Committee. Rides are provided on request to residents with disabilities for food shopping, and discounted rides are offered for doctor appointments.

Department of Services for the Aging (DOSA)

DOSA provides programs tailored to meet the needs of North Hempstead's aging residents who want to stay in our communities and in their own homes as they mature. DOSA's core program is Project Independence (PI), the Town's aging-in-place initiative. A little over one quarter of the Town's 230,000 residents are age 60 or over. DOSA provides services including screenings for chronic conditions like high blood pressure and diabetes, health education seminars, support groups for caregivers and others, assistance accessing benefits, case management, social/recreational activities, volunteer opportunities and referrals to other sources of support. Project Independence also offers rides for members for food shopping and medical appointments.

Comptroller

The Comptroller's Office (the Comptroller) is responsible for the overall financial management of the Town and its component special districts. The Comptroller accounts for all operating expenses, debt service and distribution of taxes and other revenues. Additionally, the Comptroller manages the Town's cash, supervises preparation of the payroll for all Town employees, and compiles the Town's Annual Comprehensive Financial Report (ACFR) and the Town Board's annual operating budget. The Comptroller also manages the financing of the Town's and special districts' capital projects and performs financial and debt management services for the Commissioner operated special districts. The Town has been recognized by the Government Finance Officers Association with an award for its ACFR for each Fiscal year from 2010 to 2022. Demonstrating the Town's commitment to sound financial management, the Town's fiscal stress score is 0.0, which according to data released by the Office of the New York State Comptroller, is one of the lowest of any Town on Long Island.

Department of Human Resources

The goal of the Human Resources Department (HR) is to ensure positive employee relations, job satisfaction, and a safe workplace for all employees. HR administers employee benefits and processes hiring, retirement, termination, promotions, and all other employment changes. The Department maintains accurate and confidential personnel records and manages the Town's time and leave system. The Department also trains employees in compliance with labor and anti-discrimination laws and ensures that the Town complies with State civil service laws.

Department of Information Technology (DoITT)

The Department of Information Technology and Telecommunications (DoITT) provides a secure, reliable voice and data technology environment. DoITT provides innovative, tactical, and strategic input on business systems by identifying, researching, recommending, and implementing new or improved technologies and processes for current and future business and operational needs. DoITT also provides a unified set of shared services to a broad range of Town entities, ultimately improving services for Town employees and constituents.

311 Call Center

The 311 Call Center is a centralized unit that answers inquiries from Town of North Hempstead constituents. The 311 Service Representatives are able to answer many queries from the public directly without transferring the call. With "One-Call-To-Town-Hall," callers avoid having their calls transferred from department to department in order to get information or assistance. If the call representative cannot answer the question, they are able to transfer the caller to the correct individual, in the correct Town department which can provide the answer. The 311 Call Center also provides up to the minute information on Town special events, takes requests for assistance for seniors in connection with Project Independence and provides information during blizzards, hurricanes, and more recently, information during the COVID-19 pandemic.

The system also provides an ability to measure how well services are delivered. Requests for service are entered into a work-order format and sent to the appropriate department for review and immediate processing. Those work-orders are tracked to ensure that requests are completed in a timely manner and that the constituent is satisfied.

Through August 2024, 311 has answered more than 2,864,617 constituent calls.

Parks and Recreation

The Town has 52 active and passive parks administered by the Department of Parks and Recreation (the Parks Department). The Parks Department's mission is to meet the leisure-time and health and fitness needs of the residents of North Hempstead while maintaining high quality facilities. The Parks and Recreation system includes 12 baseball fields, 20 basketball courts, 2 artificial-turf multi-purpose fields, 12 playgrounds, 37 tennis courts, and 2 boat ramps.

Among the Town's best known facilities are North Hempstead Beach Park (home to a multitude of concerts and festivals during the year), Manorhaven Park (which includes an outdoor pool, tennis courts, and a skate park), Clark Botanic Garden, Michael J. Tully Park (home to the Town's indoor pool, a fully-lighted and field-turfed outdoor athletic stadium, and ball fields), the "Yes We Can" Community Center

(home to two regulation-size indoor basketball courts, a dance studio, a gym and community rooms, as well as serves as the Long Island Nets practice facility) and the Harbor Links complex, with both a 18-hole championship and a 9-hole executive golf course, a driving range, miniature golf, a pro shop, athletic fields and a full service banquet hall and restaurant.

The Parks budget includes high levels of seasonal and part time employment, reflecting the fact that the summer months are the peak times for Parks activities.

Public Safety

The Division of Public Safety consists of Code Enforcement, Parking Enforcement, the Animal Shelter, Harbor Patrol, and the Port Washington Public Parking District. Code Enforcement enforces Town laws, ordinances and regulations in the Town's unincorporated areas. These laws generally are aimed at keeping the Town's residential and commercial areas clean and safe. Inspectors respond to 311 calls about apparent violations in addition to coordinating with other Town Departments to identify code violations. Violations are prosecuted in Nassau County District Court by the Town Attorney.

Parking Enforcement enforces the Town's Uniform Traffic Code, which restricts parking on streets and in certain shopping centers in the Town's unincorporated areas. Town parking tickets are adjudicated and collected by the Nassau County Traffic and Parking Violations Agency.

The Animal Shelter Department is responsible for enforcing local and State animal protection, control and licensing laws, and administering Town dog control services. Dogs are available for adoption from the Animal Shelter and the Shelter works closely with volunteers to support its mission. Each year the Town's Animal Shelter co-sponsors with the not-for-profit The Shelter Connection to offer free microchips to dogs and cats of Town residents through the "Pet Microchip Clinic." Additionally, the Animal Shelter, in conjunction with the Nassau County Department of Health, offered a free rabies clinic to residents.

Harbor Patrol and our Bay Constables provide enforcement of the Town Code on the waterways, assists boaters in emergencies, and promotes boater safety.

The Public Safety Division is also the administrators for the Port Washington Public Parking District, which is a Town Operated Special District.

Public Works

The Department of Public Works (DPW) is responsible for most large-scale Town funded capital projects. The Department coordinates and oversees the planning and development of Town capital projects, including the management of outside engineers, contractors, and consultants. In addition, this Department is responsible for the design and construction of Town road and drainage improvement projects, buildings, parks and beaches, and any other public work improvements undertaken within the Town. This office also provides engineering advice to the Town Board and other Town departments. This division also implements compliance with the New York State Department of Environmental Conservation (NYSDEC) SPDES General Permit for storm water discharge from MS4.

The Highway Division is under the Department of Public Works, however, is budgeted separately in the Town Outside Village (TOV) Fund.

Receiver of Taxes

The Receiver of Taxes oversees the billing, collection, investment, and distribution of taxes for the Town and the 46 Town and Commissioner-operated Special Districts located within it, Nassau County and County Special Districts, and 13 School Districts. The office bills over 73,500 parcels totaling over \$1 billion in taxes annually.

The Receiver is responsible for investing the tax funds in interest-bearing accounts in accordance with the New York State Municipal Code and the Town's Investment Policy. The Receiver's Office produces additional revenues for the Town through the collection of penalty monies and insufficient funds/returned check fees.

The Receiver's Office interacts with residents and property owners through the 311 Call Center and visits to the Receiver's Office, assisting constituents with general tax, payments, and customer service inquiries. Additionally, residents are provided with a comprehensive online information hub for all tax-related questions including an online bill pay option. During the collection periods, the Receiver's Office provides satellite collection sites throughout the Town and extended office hours.

Solid Waste Management

The mission of the Town's Division of Solid Waste Management is to maintain the Town's landfills located in Port Washington and operate the Town's transfer station. This division also operates and manages the annual S.T.O.P. events located throughout the Town.

Supervisor's Office

The Supervisor is the Chief Administrative and Financial Officer of the Town, and also serves as a voting member of the Town Board. As the head of the administrative branch of Town government, the Supervisor is responsible for the day-to-day operations of the Town, implementing, executing and enforcing all legislative actions of the Town Board, and the preparation, evaluation and recommendation of reports, information and material for Town Board action.

The Supervisor's Office also includes Public Information, Intermunicipal Coordination, Constituent Services, Legislative Affairs, Finance, Town Historian, Business and Tourism, and Procurement.

Town Attorney

The office of the Town Attorney provides legal representation, counsel and advice to the Town Board, Supervisor, operating departments, and Town Agencies. Deputy Town Attorneys handle trials and appeals in lawsuits brought by and against the Town; Town Code enforcement; negotiation and drafting of contracts, inter-municipal agreements, licenses, franchises and other legal documents to which the Town is a party; labor relations and employment matters; advice as to the legal implications of contemplated policy, actions and administrative decisions; drafting of ordinances and local laws; Freedom of Information Law requests and appeals; and preparation of Town Board meeting agendas and drafting of Town Board resolutions.

The Town Attorney's Office handles all real estate transactions on behalf of the Town, preparing deeds, examining titles and conducting closings. It collects debts owed to the Town. The Office also prosecutes zoning and property maintenance violations of the Town Code.

The Office acts as counsel to the Board of Zoning and Appeals and various other Town boards and Commissions including the Solid Waste Management Division, the Historic Landmark Preservation Committee and the Community Development Agency.

Town Board

The Town Board is the policy-making and governing body of the Town and consists of the Town Supervisor and six Town Board Members, elected from individual districts by Town of North Hempstead residents. The Town Board's mission is to provide effective leadership, set policy in order to deliver effective and efficient public services and oversee the financial health of the Town.

The Town has a significant focus on transparency in government and has made many changes to the way the Town Board meetings and agendas are presented, in order to make information easily available to residents. Specifically:

- Town board meetings are broadcast live through the Town's website
- Before Town Board meetings, agendas, and proposed laws, resolutions or ordinances are posted on the Town's website
- After Town Board meetings, transcripts of the meeting are posted on the Town's website

Town Clerk

The Town Clerk is the Records Management Officer of the Town. The Clerk is responsible for active files, disposition of inactive records and protection of the archives. As Secretary to the Town Board, the Clerk is responsible for preparing and maintaining the minutes of Town Board meetings.

The Town Clerk issues State licenses such as marriage, hunting, fishing, going out of business sale, games of chance, dog, bingo and raffle licenses. The Clerk issues Town licenses including taxi, towing, peddlers and solid waste collection.

Additionally, the Town Clerk is a designated Marriage Officer, and as Registrar of Vital Statistics, issues and maintains birth and death certificates and records in the Town.

Town Departments: TOV Fund

Building Department

The Building Department is responsible for the administration of the New York State and Town of North Hempstead Building Codes as they relate to property, buildings and construction within the unincorporated areas of the Town of North Hempstead.

The Building Department is comprised of an Inspection Section and an Enforcement Section. The Inspection Section is responsible for the intake of applications and the issuance of Building, Plumbing and Rental permits, as well as Public Assembly licenses. Members of the Inspection Section follow up on permits that have been issued and conduct safety inspections at job sites to ensure permitted work is being performed in compliance with the applicable State and Town Codes. Members of the Enforcement Section are trained to identify and investigate a variety of construction and illegal housing violations. Through a comprehensive inspection and investigation process, Town inspectors not only identify and

bring violations into compliance, but they also help to ensure the safety of residents. Upon the successful completion of the inspection process and final review of the file, applicants are issued various certificates and licenses documenting that the permitted work has been done in compliance with State and Town codes.

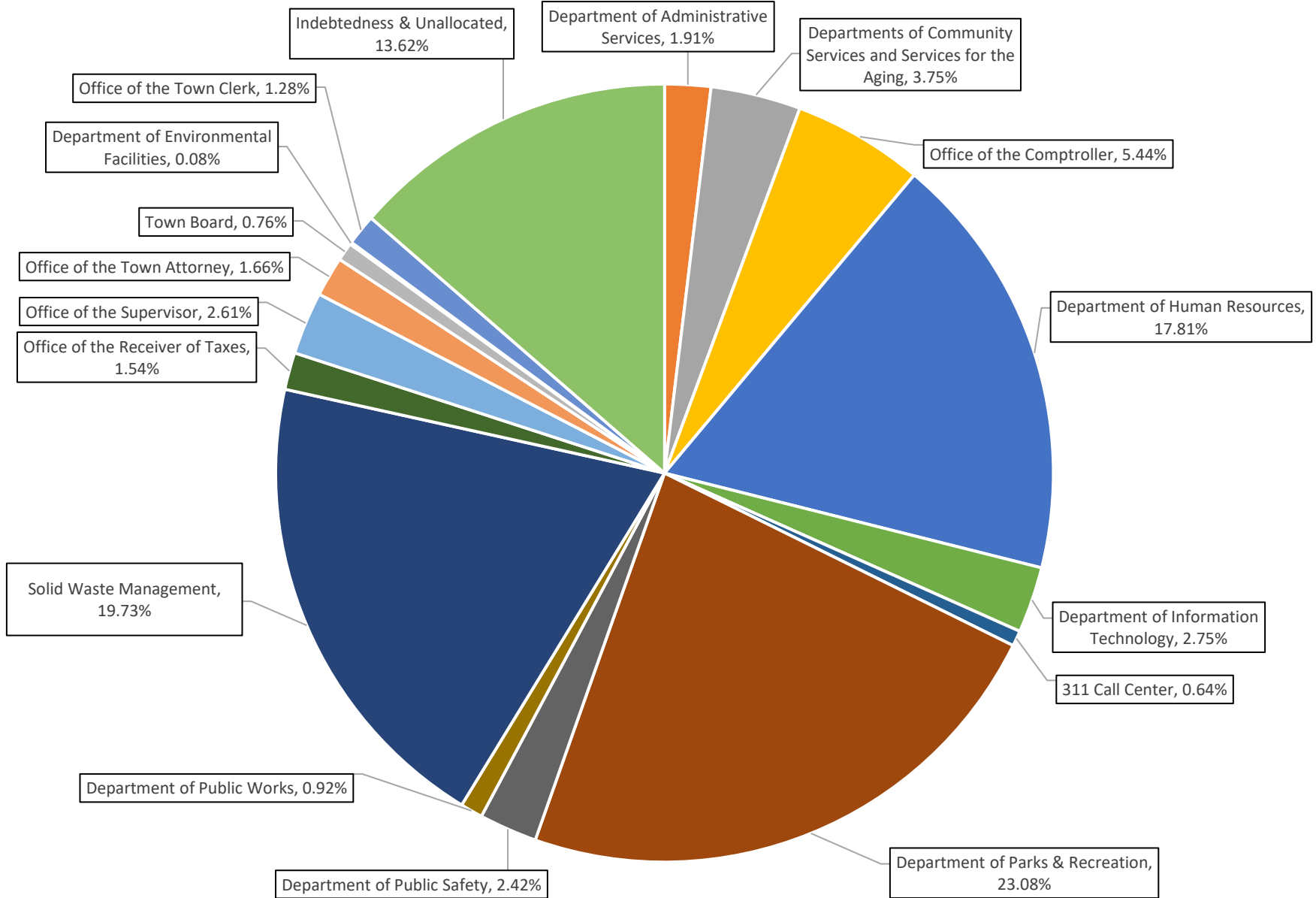
Planning and Environmental Protection

The Planning Department is primarily responsible for land use regulation, historic landmarks preservation, environmental impact review and public transportation issues. In addition to performing technical reviews of all major commercial, multi-family and institutional development proposals, the Department participates in the implementation of transportation, environmental and other capital projects, as well as any real estate transactions involving Town-owned land. The Department oversees the operations of the Historic Landmarks Preservation Commission, the Ecological Commission, and represents the Town on the Manhasset Bay and Hempstead Harbor Protection Committees. The Department also oversees Environmental Facilities. A separate division within the Department reviews all applications to the Board of Zoning Appeals.

Highway

The Highway Division is responsible for the maintenance and repair of more than 280 miles of Town roadways, including pavement and drainage maintenance, street sweeping, pothole repair, street sign installation and maintenance, tree removal and maintenance, snow removal, ice and flood control. The Highway Superintendent issues road opening permits for homeowners and/or contractors planning to perform work within the Town's right-of-way. The Town roadways are located in the unincorporated areas outside Villages.

2025 PRELIMINARY GENERAL FUND BUDGET OPERATING EXPENSES



TOWN OF NORTH HEMPSTEAD				
General Fund	Preliminary Budget 2025	Adopted Budget 2024	Actual 2023	Actual 2022

SUMMARY & TAX LEVY

Total Budgeted/Actual Expenses	98,158,787	92,055,408	89,631,445	87,744,547
Fund Balance - Ending			40,611,417	35,519,792
	<u>98,158,787</u>	<u>92,055,408</u>	<u>130,242,862</u>	<u>123,264,339</u>
Total Budgeted/Actual Revenues	68,448,147	62,217,942	69,140,394	70,368,411
Amount Raised by Taxation (Budget/Actual)	22,921,376	22,921,376	25,468,293	26,808,455
DIRECT ASSESSMENT TOTAL (LIPA Settlement Schedule Payments)	51,253	96,280	114,384	
Fund Balance - Beginning			35,519,792	26,087,473
Appropriated Fund Balance	6,738,011	6,819,810		
Total Budgeted Revenues & Taxation	<u>98,158,787</u>	<u>92,055,408</u>	<u>130,242,862</u>	<u>123,264,339</u>

TAX LEVY

CLASS I-RESIDENTIAL PROPERTIES

Rate Determining				
Taxable Valuation	55,847,406	51,100,446	47,401,922	42,364,596
Tax Rate Per 100	31.992	35.210	41.713	49.177
Tax Levy	<u>17,866,468</u>	<u>17,992,423</u>	<u>19,772,765</u>	<u>20,833,639</u>

CLASS II-RESIDENTIAL PROPERTIES

Rate Determining				
Taxable Valuation	12,271,115	12,727,855	12,284,616	11,345,610
Tax Rate Per 100	7.156	6.973	8.199	9.536
Tax Levy	<u>878,159</u>	<u>887,495</u>	<u>1,007,216</u>	<u>1,081,918</u>

CLASS III-UTILITY PROPERTIES

Rate Determining				
Taxable Valuation	6,764,279	5,777,650	5,040,646	4,907,291
Tax Rate Per 100	12.851	11.296	14.997	15.041
Tax Levy	<u>869,247</u>	<u>652,636</u>	<u>755,946</u>	<u>738,106</u>

CLASS IV-ALL OTHER PROPERTIES

Rate Determining				
Taxable Valuation	45,526,975	46,898,000	45,550,390	42,837,335
Tax Rate Per 100	7.265	7.226	8.633	9.699
Tax Levy	<u>3,307,502</u>	<u>3,388,822</u>	<u>3,932,365</u>	<u>4,154,793</u>

Total Taxable Valuation	<u>120,409,775</u>	<u>116,503,951</u>	<u>110,277,574</u>	<u>101,454,832</u>
Total Levy	<u>22,921,376</u>	<u>22,921,376</u>	<u>25,468,293</u>	<u>26,808,455</u>

TOWN OF NORTH HEMPSTEAD				
General Fund	Preliminary Budget 2025	Adopted Budget 2024	Actual 2023	Actual 2022

Page # Budget Summary
Expense Total by Division, Department

Department of Administrative Services

6 Administration	411,689	387,192	267,370	277,256
6 Town Hall I	460,582	497,200	435,216	504,563
6 Town Hall II	485,774	448,197	445,844	401,896
7 Locust Lane	42,000	21,300	36,625	23,636
7 Marino Avenue	57,800	57,800	45,751	60,966
7 Town Hall II Extension	22,800	19,000	13,259	15,449
7 Great Neck Arts Center	44,000	44,000	34,983	41,468
8 Roslyn Community Center	57,050	57,050	44,006	49,684
8 Various Community Centers	-	-	-	110
8 Printing & Reproduction	293,500	328,448	308,039	401,101
Division Total:	1,875,195	1,860,187	1,631,093	1,776,130

Departments of Community Services and Services for the Aging

9 Administration	329,614	280,794	176,704	243,830
9 Prog for the Aging (Jones Fund Stipends)	7,000	6,000	6,000	7,500
9 Human Res & Youth Pro	693,337	639,940	560,547	516,478
9 Division-Services for the Aging	2,650,908	2,766,507	2,367,544	2,213,241
Division Total:	3,680,859	3,693,241	3,110,795	2,981,049

Office of the Comptroller

10 Comptroller	1,443,178	1,387,514	959,826	1,002,036
10 Internal Audit	46,300	30,000	6,513	8,029
10 Fund-wide Financial Services	3,852,277	3,654,945	3,451,959	2,417,424
Division Total:	5,341,755	5,072,459	4,418,297	3,427,489

Department of Human Resources

11 Admin and Benefits	524,799	524,799	497,515	470,192
11 Fund-wide Benefits and Payroll Related	16,961,981	14,957,247	13,075,269	13,016,430
Division Total:	17,486,780	15,482,046	13,572,785	13,486,622

12 Department of Information Technology

	2,703,220	2,499,693	2,406,853	2,192,070
--	-----------	-----------	-----------	-----------

12 311 Call Center

	630,063	650,934	608,922	582,082
--	---------	---------	---------	---------

Department of Parks & Recreation

13 Administration	2,143,988	1,988,729	1,913,535	1,820,929
13 Clark Mem. Bot. Garden	560,162	578,928	614,922	617,791
14 Satellite Parks & CARE Program	2,114,869	1,809,830	1,809,608	1,693,441
14 Parks Trades Crew	545,184	591,107	564,882	492,275
14 Parks Vehicle Repair Facility	338,855	321,595	329,157	363,639
15 Community Center	32,000	28,500	25,788	20,999
15 Yes We Can Community Center	1,985,220	1,704,735	1,511,738	1,418,718
15 Tully Park	2,822,369	2,269,342	2,253,682	2,035,890
16 Manorhaven Park	1,404,028	1,181,630	1,247,339	1,105,172
16 North Hempstead Beach Park	1,430,666	1,327,113	1,241,083	1,356,582
16 Town Dock & Harbor Patrol	21,000	21,000	30,382	14,786
17 Whitney Pond Pk. / Man. Valley Pk.	947,894	899,376	924,149	843,211
17 Parks Public Safety	1,384,448	1,149,873	1,077,080	1,030,106
17 Snow Removal	20,000	-	18,769	42,946
18 Harbor Links Golf Course	6,901,686	6,690,320	6,390,297	6,288,381
Division Total:	22,652,369	20,562,078	19,952,411	19,144,865

TOWN OF NORTH HEMPSTEAD				
General Fund	Preliminary Budget 2025	Adopted Budget 2024	Actual 2023	Actual 2022
Page #	Budget Summary			
	Expense Total by Division, Department			
	Department of Public Safety			
20 Administration	337,841	337,982	332,161	312,834
20 Animal Shelter	1,101,619	990,298	820,149	745,543
20 Town Dock	31,000	31,000	22,423	20,540
21 Security/Harbor Patrol	723,025	699,167	522,664	454,557
21 Emergency Management Services	178,522	164,473	166,316	149,935
Division Total:	2,372,007	2,222,920	1,863,713	1,683,409
	Department of Public Works			
22 Administration	361,442	333,163	169,458	157,284
22 Engineering	545,578	581,378	526,138	461,089
Division Total:	907,020	914,541	695,596	618,373
	Solid Waste Management			
23 Administration	557,516	536,188	448,175	498,078
23 Recycling	419,840	419,840	237,229	213,078
23 Leachate	452,112	443,980	391,551	362,908
24 Transfer Station	17,182,504	15,640,777	16,010,969	15,167,668
24 Scale House	243,268	265,504	218,318	194,962
24 Maintenance Plant & Grounds	450,858	416,722	366,581	383,156
24 Trucks & Equipment	57,400	50,400	34,275	38,984
24 Snow Removal	-	-	3,494	8,449
Division Total:	19,363,498	17,773,411	17,710,592	16,867,283
25 Office of the Receiver of Taxes	1,508,739	2,493,584	2,526,578	2,358,159
	Office of the Supervisor			
25 Supervisor	960,701	960,701	831,271	760,828
25 Finance	259,743	235,468	251,791	225,270
26 Purchasing	393,715	408,805	346,380	311,929
26 Business & Tourism	127,500	127,500	100,000	-
26 Town Historian	38,500	37,500	15,911	33,462
26 Public Information	779,139	742,168	630,096	589,240
Division Total:	2,559,298	2,512,142	2,175,449	1,920,728
27 Office of the Town Attorney	1,626,320	1,638,660	1,710,484	1,416,807
27 Town Board	749,715	1,240,632	1,197,615	1,097,626
27 Department of Environmental Facilities	81,100	118,900	64,857	61,414
	Office of the Town Clerk			
28 Town Clerk	907,525	821,839	761,480	719,033
28 Town Board Meetings	163,575	157,015	110,468	62,698
28 Records Management Officer	185,225	170,636	152,421	173,526
Division Total:	1,256,325	1,149,490	1,024,369	955,257
29 Emergencies/Disasters	-	-	-	486,556
	Indebtedness			
29 Bond Anticipation Notes (BANs)	144,948	57,515	68,610	971,025
29 Serial Bonds	12,149,575	12,112,975	12,059,672	14,580,834
Total:	12,294,523	12,170,490	12,128,282	15,551,859
29 Interfund transfers	-	-	2,788,613	1,168,937
29 Unallocated	1,070,000	-	44,143	(32,167)
Total General Fund Expenses	98,158,787	92,055,408	89,631,445	87,744,547

TOWN OF NORTH HEMPSTEAD					
General Fund	Preliminary Budget 2025	Adopted Budget 2024	Actual 2023	Actual 2022	
Revenues					
1081	PAYMENT IN LIEU OF TAXES	430,000	391,289	384,806	367,526
1081.001	PAYMENT IN LIEU OF TAXES LIPA	675,000	810,086	810,086	798,647
1001.001	REAL PROPERTY TAXES RESTORED PROPERTY TAXES	30,000	-	51,932	36,192
1090	PROPERTY TAX-INTEREST &PENALTIES	1,831,000	1,600,000	1,285,018	1,280,318
1091	RETURNED CHECK CHARGE-PROP TAX	12,800	12,000	11,380	12,520
1120	LOCAL AID REVENUE	15,800,000	14,500,000	15,777,548	15,405,177
1170	FRANCHISE LICENSES	1,800,000	1,880,298	1,794,474	2,054,902
1240	EMERGENCY TENANT FEES	11,605	11,605	10,600	11,615
1255	TOWN CLERK FEES	45,000	48,000	39,748	40,755
1289	OTHER GENERAL GOVT INCOME	12,000	12,000	11,889	12,842
1550	ANIMAL CONTROL FEES	8,000	8,000	10,790	7,800
1589	OTHER PUBLIC SAFETY DEPARTMENTAL	100	25,000	23,205	22,435
2001	PARKS AND RECREATION	2,000,000	1,700,000	2,098,726	1,972,921
2010	TOWN DOCK	20,000	30,000	18,677	13,110
2012	CONCESSION FEES	10,000	10,000	10,426	9,356
2025	SPECIAL REC FACILITY CHARGES	6,915,674	6,708,674	6,809,976	7,029,150
2089	OTHER CULTURE & REC	22,000	15,000	15,020	28,600
2090	OTHER CULTURAL & REC INCOME	-	-	-	6,055
2269	ANIMAL CONTROL SERVICES, OTHER GOVT	-	-	-	20,620
2389	SVCS for OTHER GOVT-HOME & COMM	737,207	747,508	621,142	643,461
2401	INTEREST EARNED	1,200,000	150,000	1,674,782	60,644
2410	RENTAL OF REAL PROPERTY	278,000	161,885	277,518	243,770
2530	GAMES OF CHANCE LICENSES	100	100	140	185
2540	BINGO LICENSES AND FEES	-	-	-	-
2544	DOG LICENSE FUND APPORTIONMENT	15,000	18,000	13,734	15,213
2545	LICENSE FEES	32,000	40,000	31,875	31,010
2590	TOWN PERMITS	215,000	220,000	213,714	200,808
2610	COURT FINES	30,000	30,000	30,000	-
2650	RECYCLING -ALL OTHER	12,000	10,000	14,113	23,549
2660	SALE OF REAL PROPERTY	-	-	1,524,311	-
2665	SALE OF EQUIPMENT	10,000	-	25,595	6,375
2680	RECOVERY OF DAMAGE TO TOWN PRPTY	-	-	1,159	124,341
2701	REFUND OF PRIOR YEAR EXPENDITURE	10,000	20,000	(1,324)	22,095
2705	GIFTS & DONATIONS	18,000	10,000	54,381	17,821
2750	AIM RELATED PAYMENTS	1,023,565	1,023,565	1,023,565	1,023,565
2770	OTHER UNCLASSIFIED REVENUE	20,000	10,000	2,419,736	40,572
2801	INTERFUND REVENUES	30,000	-	43,351	23,403
2801.003	INTERFUND REVENUES ADMIN CHARGE	9,023,395	8,551,437	7,873,069	7,406,715
	Subtotal:	42,277,445	38,754,447	45,005,161	39,014,069

TOWN OF NORTH HEMPSTEAD					
General Fund		Preliminary Budget 2025	Adopted Budget 2024	Actual 2023	Actual 2022
Revenues (Continued)					
3005	MORTGAGE TAX	7,500,000	6,000,000	6,118,743	11,670,076
3089	OTHER STATE AID	-	-	-	250,000
3820	YOUTH PROGRAMS	65,000	49,286	124,484	51,786
3821	RECREATIONAL CARE PROGRAM	32,552	32,552	31,804	216
3910	STATE AID -ENVIRONMENTAL CONSERV	130,000	119,000	132,483	(62,378)
3960	STATE AID, EMERGENCY DISASTER ASSISTANCE	-	-	-	43,660
4089	FEDERAL AID	-	-	-	1,059,714
4524	LEGAL	-	266,667	266,667	266,667
4773	FED AID-PGMS FOR THE AGING	333,000	333,000	512,958	189,084
4889	FED AID-CULTURE & RECREATION	-	-	16,838	18,375
4960	FEDERAL AID, EMERGENCY DISASTER ASSISTANCE	-	-	22,953	213,589
5031	INTERFUND TRANSFER	-	-	-	75,000
5031.001	INTERFUND TRANSFER TORT RESERVE	10,000	10,000	10,000	10,000
5031.002	INTERFUND TRANSFER WORKERS' COMP RES	25,000	25,000	25,000	25,000
5031.007	INTERFUND TRANSFER DEBT SVC PREMUIIM-BAN	46,009	338,875	127,399	154,419
5031.008	INTERFUND TRANSFER CAP PROJ INTEREST	1,499,978	744,470	200,000	300,000
5031.009	INTERFUND TRANSFER CAPITAL PROJECTS	-	-	-	30,683
5031.010	INTERFUND TRANSFER DEBT SERVICE	726,262	874,902	848,325	1,336,283
2130	SOLID WASTE DISPOSAL - MSW	12,301,500	11,565,508	12,175,606	12,306,403
2130.001	SOLID WASTE DISPOSAL - MSW LEAF & YARD	852,400	817,066	959,580	903,512
2130.002	SOLID WASTE DISPOSAL - MSW CONST. & DEMO DEBRIS	2,454,000	2,117,169	2,386,111	2,190,433
2131	RESIDENTIAL DROPOFF	120,000	120,000	105,304	112,083
2651	RECYCLING-PAPER	75,000	50,000	70,978	209,738
Total General Fund Revenues:		68,448,147	62,217,942	69,140,394	70,368,411

TOWN OF NORTH HEMPSTEAD				
General Fund	Preliminary Budget 2025	Adopted Budget 2024	Actual 2023	Actual 2022

Department of Administrative Services

A.01.1620.Administration

1000	PERSONAL SERVICES	368,689	342,192	230,247	234,486
1300	OVERTIME	10,000	8,000	8,451	7,610
	Subtotal:	378,689	350,192	238,698	242,096
4040	OFFICE SUPPLIES	12,000	14,500	8,993	9,598
4291	RENTALS	-	-	-	-
4670	GAS AND OIL	8,000	9,000	7,070	7,810
4740	T.P.S-OPERATING EQUIPMENT	10,000	10,000	11,477	16,241
4760	TIPPING FEES-LANDFILL	3,000	3,500	1,132	1,511
	Subtotal:	33,000	37,000	28,672	35,160
	A.01.1620.Administration Total:	411,689	387,192	267,370	277,256

A.01.1621.Town Hall I

1000	PERSONAL SERVICES	224,257	264,075	273,131	266,397
1200	SEASONAL AND PART TIME	4,000	4,000	-	-
1300	OVERTIME	9,000	9,000	7,245	7,381
1400	NIGHT DIFFERENTIAL	5,000	5,500	5,086	4,919
	Subtotal:	242,257	282,575	285,462	278,697
4054	SOFTWARE SUPPORT	8,375	8,375	-	2,921
4210	WATER	2,000	2,000	1,489	1,886
4220	HEATING/NATURAL GAS	22,000	20,000	13,712	19,588
4299	RENTALS-MISC.	400	400	295	296
4429	PROFESSIONAL SERVICES	500	500	500	460
4660	UNIFORMS & LAUNDRY	5,000	5,000	5,456	2,621
4715	SERVICES RENDERED BY OTHER FUNDS	5,000	5,000	4,099	3,888
4740	T.P.S-OPERATING EQUIPMENT	5,000	1,300	999	1,283
4743	T.P.S.-PLANT & GROUNDS	20,000	20,000	17,743	22,585
4751	R & M - OFFICE EQUIPMENT	550	550	55	550
4752	R & M - OPERATING EQUIPMENT	10,000	12,000	1,511	21,403
4753	R & M - PLANT & GROUNDS	19,500	19,500	3,324	27,605
4930	CONTRACTUAL SERVICES	8,000	8,000	7,037	10,359
8410	ELECTRICITY	112,000	112,000	93,535	110,461
	Subtotal:	218,325	214,625	149,753	225,866
	A.01.1621.Town Hall I Total:	460,582	497,200	435,216	504,563

A.01.1622.Town Hall II

1000	PERSONAL SERVICES	340,544	306,967	320,561	276,664
1300	OVERTIME	20,000	20,000	10,862	8,333
1400	NIGHT DIFFERENTIAL	13,000	12,000	16,605	14,446
	Subtotal:	373,544	338,967	348,028	299,443
4054	SOFTWARE SUPPORT	-	-	-	2,920
4210	WATER	700	700	311	619
4220	HEATING/NATURAL GAS	8,000	7,000	3,737	5,544
4299	RENTALS-MISC.	330	330	245	300
4429	PROFESSIONAL SERVICES	1,000	1,000	1,000	968
4715	SERVICES RENDERED BY OTHER FUNDS	800	800	-	800
4740	T.P.S-OPERATING EQUIPMENT	400	400	73	397
4743	T.P.S.-PLANT & GROUNDS	15,000	12,000	10,699	11,292
4752	R & M - OPERATING EQUIPMENT	1,000	1,000	491	443
4753	R & M - PLANT & GROUNDS	20,000	20,000	21,212	22,967
4930	CONTRACTUAL SERVICES	20,000	16,000	25,555	15,560
8410	ELECTRICITY	45,000	50,000	34,492	40,643
	Subtotal:	112,230	109,230	97,816	102,453
	A.01.1622.Town Hall II Total:	485,774	448,197	445,844	401,896

TOWN OF NORTH HEMPSTEAD				
General Fund	Preliminary Budget 2025	Adopted Budget 2024	Actual 2023	Actual 2022

Department of Administrative Services (continued)

A.01.1623.Locust Lane

4210	WATER	700	700	670	700
4220	HEATING/NATURAL GAS	3,000	2,800	2,624	3,042
4299	RENTALS-MISC.	800	800	-	-
4429	PROFESSIONAL SERVICES	-	-	649	649
4740	T.P.S-OPERATING EQUIPMENT	1,000	1,000	-	226
4743	T.P.S.-PLANT & GROUNDS	5,000	4,000	5,070	2,070
4753	R & M - PLANT & GROUNDS	20,000	4,000	18,840	3,992
4930	CONTRACTUAL SERVICES	2,000	2,000	778	1,764
8410	ELECTRICITY	9,500	6,000	7,993	11,193
	Subtotal:	42,000	21,300	36,625	23,636
	A.01.1623.Locust Lane Total:	42,000	21,300	36,625	23,636

A.01.1624.Marino Avenue

4210	WATER	2,000	2,000	2,558	2,172
4220	HEATING/NATURAL GAS	11,000	11,000	8,127	11,286
4299	RENTALS-MISC.	50	50	-	8
4429	PROFESSIONAL SERVICES	500	500	330	497
4715	SERVICES RENDERED BY OTHER FUNDS	750	750	1,702	1,244
4740	T.P.S-OPERATING EQUIPMENT	750	750	13	720
4743	T.P.S.-PLANT & GROUNDS	6,000	6,000	5,252	4,739
4752	R & M - OPERATING EQUIPMENT	500	500	108	405
4753	R & M - PLANT & GROUNDS	11,500	11,500	8,275	15,826
4930	CONTRACTUAL SERVICES	750	750	512	532
8410	ELECTRICITY	24,000	24,000	18,874	23,537
	Subtotal:	57,800	57,800	45,751	60,966
	A.01.1624.Marino Avenue Total:	57,800	57,800	45,751	60,966

A.01.1625.Town Hall II Extension

4210	WATER	200	200	36	32
4220	HEATING/NATURAL GAS	2,500	2,500	1,450	2,219
4740	T.P.S-OPERATING EQUIPMENT	100	100	73	-
4743	T.P.S.-PLANT & GROUNDS	5,000	5,000	4,673	5,049
4753	R & M - PLANT & GROUNDS	5,000	1,200	-	-
8410	ELECTRICITY	10,000	10,000	7,026	8,149
	A.01.1625.Town Hall II Extension Total:	22,800	19,000	13,259	15,449

A.01.1626.Great Neck Arts Center

4220	HEATING/NATURAL GAS	9,000	9,000	5,128	8,806
4743	T.P.S.-PLANT & GROUNDS	4,000	4,000	4,209	2,628
4753	R & M - PLANT & GROUNDS	6,000	6,000	3,962	7,092
4930	CONTRACTUAL SERVICES	12,000	12,000	11,450	11,640
8410	ELECTRICITY	13,000	13,000	10,235	11,302
	A.01.1626.Great Neck Arts Center Total:	44,000	44,000	34,983	41,468

TOWN OF NORTH HEMPSTEAD				
General Fund	Preliminary Budget 2025	Adopted Budget 2024	Actual 2023	Actual 2022

Department of Administrative Services (continued)

A.01.1627.Roslyn Community Center

4210	WATER	1,300	1,300	937	810
4220	HEATING/NATURAL GAS	5,500	5,500	4,433	5,111
4299	RENTALS-MISC.	150	150	-	-
4715	SERVICES RENDERED BY OTHER FUNDS	1,000	1,000	973	455
4740	T.P.S-OPERATING EQUIPMENT	100	100	-	-
4743	T.P.S.-PLANT & GROUNDS	5,500	5,500	5,286	3,190
4752	R & M - OPERATING EQUIPMENT	1,000	1,000	940	999
4753	R & M - PLANT & GROUNDS	5,500	5,500	3,248	5,869
4930	CONTRACTUAL SERVICES	2,000	2,000	1,900	88
8410	ELECTRICITY	35,000	35,000	26,290	33,161
A.01.1627.Roslyn Community Center Total:		57,050	57,050	44,006	49,684

A.01.1628.Various Community Centers

4743	T.P.S.-PLANT & GROUNDS	-	-	-	110
A.01.1628.Various Community Centers Total:		-	-	-	110

A.01.1670.Printing & Reproduction

1000	PERSONAL SERVICES	-	53,448	54,826	42,681
1300	OVERTIME	-	1,000	515	867
Subtotal:		-	54,448	55,341	43,548
4020	POSTAGE	260,000	245,000	248,880	206,700
4054	SOFTWARE SUPPORT	2,500	-	-	2,920
4293	RENTAL - OFFICE EQUIPMENT	18,000	18,000	-	100,551
4740	T.P.S-OPERATING EQUIPMENT	10,000	10,000	3,818	6,179
4751	R & M - OFFICE EQUIPMENT	2,000	-	-	41,113
4752	R & M - OPERATING EQUIPMENT	1,000	1,000	-	89
Subtotal:		293,500	274,000	252,698	357,553
A.01.1670.Printing & Reproduction Total:		293,500	328,448	308,039	401,101
Administrative Services Division Total:		1,875,195	1,860,187	1,631,093	1,776,130

TOWN OF NORTH HEMPSTEAD				
General Fund	Preliminary Budget 2025	Adopted Budget 2024	Actual 2023	Actual 2022

Department of Community Services & Services for the Aging

A.02.6310.Administration

1000 PERSONAL SERVICES	320,829	273,009	172,241	231,555
1300 OVERTIME	-	-	44	-
Subtotal:	320,829	273,009	172,285	231,555
4299 RENTALS-MISC	4,285	4,285	1,264	8,950
4741 OFFICE EQUIPMENT	4,500	3,500	3,155	3,326
Subtotal:	8,785	7,785	4,419	12,275
A.02.6310.Administration Total:	329,614	280,794	176,704	243,830

A.02.6772.Prog for the Aging (Jones Fund Stipends)

1000 PERSONAL SERVICES	7,000	6,000	6,000	7,500
A.02.6772.Prog for the Aging Total:	7,000	6,000	6,000	7,500

A.02.7310.Human Res & Youth Pro

1000 PERSONAL SERVICES	197,699	173,525	163,450	125,947
1200 SEASONAL AND PART TIME	50,760	31,752	39,669	32,987
1300 OVERTIME	19,142	18,427	4,134	3,045
Subtotal:	267,601	223,704	207,253	161,979
4210 WATER	650	650	663	569
4660 UNIFORMS & LAUNDRY	3,000	1,500	1,715	1,223
4670 GAS AND OIL	10,000	10,000	8,783	9,783
4715 SERVICES RENDERED BY OTHER FUNDS	500	500	-	-
4890 SPECIAL EVENTS	178,000	160,000	110,821	111,694
4892 SPONSORSHIP	75,000	75,000	75,000	75,000
4901 RECREATION CARE PROGRAM	-	-	-	-
4928 ASSISTANCE TO ORGS YOUTH	5,000	15,000	-	-
6791 N. HEMPSTEAD HOUSING AUTHORITY	148,586	148,586	148,586	148,586
8410 ELECTRICITY	5,000	5,000	7,726	7,645
Subtotal:	425,736	416,236	353,294	354,499
A.02.7310.Human Res & Youth Pro Total:	693,337	639,940	560,547	516,478

Total Community Services and Jones Fund Stipends:	1,029,951	926,734	743,251	767,808
--	------------------	----------------	----------------	----------------

A.34.6773.Services for the Aging

1000 PERSONAL SERVICES	848,969	870,907	860,169	814,662
1200 SEASONAL AND PART TIME	46,710	85,900	26,261	20,272
1300 OVERTIME	23,076	21,045	6,907	11,983
1400 NIGHT DIFFERENTIAL	2,200	2,000	1,607	1,417
Subtotal:	920,955	979,852	894,945	848,334
4299 RENTALS-MISC.	26,065	16,000	16,000	16,000
4429 PROFESSIONAL SERVICES	634,948	717,855	537,212	535,253
4450 CONFERENCES, SEMINARS & MEETINGS	1,000	500	228	-
4460 PUBLIC INFORMATION & EDUCATION	28,880	28,380	25,292	20,475
4715 Services Rendered by Other Funds	1,500	2,000	1,059	1,197
4743 T.P.S.-PLANT & GROUNDS	10,000	6,000	1,465	1,128
4752 R & M - OPERATING EQUIPMENT	14,000	14,000	7,775	11,464
4903 RECREATION PROGRAMS	114,750	33,520	92,098	81,867
4903.001 RECREATION PROGRAMS Fitness Instructors	30,840	99,500	24,300	12,420
4931 ASSISTANCE TO ORGS-SENIORS	256,750	271,750	254,250	235,520
4932 TRANSPORTATION SENIORS	576,220	555,000	485,328	414,133
6789 VETERANS' SERVICES	15,000	18,150	12,075	10,502
6790 TAX ABATEMENT-SENIOR CITIZENS	20,000	24,000	15,517	24,949
Subtotal:	1,729,953	1,786,655	1,472,599	1,364,907

A.34.6773.Services for the Aging Total:	2,650,908	2,766,507	2,367,544	2,213,241
--	------------------	------------------	------------------	------------------

Total Departments of Community Services, Jones Fund Stipend & Services for the Aging:	3,680,859	3,693,241	3,110,795	2,981,049
--	------------------	------------------	------------------	------------------

TOWN OF NORTH HEMPSTEAD				
General Fund	Preliminary Budget 2025	Adopted Budget 2024	Actual 2023	Actual 2022

Office of the Comptroller

A.03.1315.Comptroller

1000 PERSONAL SERVICES	868,353	875,674	504,988	603,460
1200 SEASONAL AND PART TIME	142,449	97,729	112,326	63,509
1300 OVERTIME	3,000	3,000	-	2,691
Subtotal:	1,013,802	976,403	617,313	669,659

4010 STATIONERY & PRINTING	750	750	-	622
4040 OFFICE SUPPLIES	1,000	1,000	627	422
4050 DATA PROCESSING	62,335	52,000	51,774	49,358
4429 PROFESSIONAL SERVICES	216,000	216,000	159,940	142,457
4429.001 PROFESSIONAL SERVICES AUDITOR	142,791	134,861	127,847	134,672
4450 CONFERENCES, SEMINARS & MEETINGS	2,000	2,000	-	1,610
4700 Dues & Subscriptions	4,500	4,500	2,325	3,236
Subtotal:	429,376	411,111	342,513	332,377

A.03.1315.Comptroller Total:	1,443,178	1,387,514	959,826	1,002,036
-------------------------------------	------------------	------------------	----------------	------------------

A.04.1320.Internal Audit

1200 SEASONAL AND PART TIME	15,000	15,000	6,513	8,029
Subtotal:	15,000	15,000	6,513	8,029

4429 PROFESSIONAL SERVICES	31,300	15,000	-	-
Subtotal:	31,300	15,000	-	-

A.04.1320.Internal Audit Total:	46,300	30,000	6,513	8,029
--	---------------	---------------	--------------	--------------

Fund-wide Financial Services

4430 Fiscal Agent Fees	20,000	20,000	20,000	3,596
4261 INSURANCE, FIRE & LIABILITY ETC.	1,007,236	1,024,145	709,594	590,188
4993 TAXES & ASSESSMENTS	119,113	75,800	73,169	50,884
4400 CONTINGENCY	225,000	225,000	-	-
4533 Nassau County Chargeback	2,470,928	2,300,000	2,640,256	1,763,677
4300 EMERGENCY TENANT PROTECTION ACT	10,000	10,000	8,940	9,080
Fund-wide Financial Services Total:	3,852,277	3,654,945	3,451,959	2,417,424

Total Office of the Comptroller:	5,341,755	5,072,459	4,418,297	3,427,489
---	------------------	------------------	------------------	------------------

TOWN OF NORTH HEMPSTEAD				
General Fund	Preliminary Budget 2025	Adopted Budget 2024	Actual 2023	Actual 2022
Department of Human Resources				
A.04.1310.Admin and Benefits				
1000 PERSONAL SERVICES	403,599	397,799	391,113	368,545
1200 SEASONAL AND PART TIME	46,000	46,000	42,092	41,136
Subtotal:	449,599	443,799	433,205	409,681
4030 BOOKS AND PUBLICATIONS	500	500	-	229
4040 OFFICE SUPPLIES	3,000	3,000	858	1,255
4200 MANDATORY DRUG TESTING	2,500	2,500	2,713	1,932
4429 PROFESSIONAL SERVICES	58,700	64,500	56,265	55,069
4450 CONFERENCES, SEMINARS & MEETINGS	1,500	1,500	-	378
4531 EMPLOYEE TRAINING PROGRAMS	5,000	5,000	1,452	990
4970 OTHER OPERATING EXPENSES	4,000	4,000	3,024	658
Subtotal:	75,200	81,000	64,311	60,511
A.04.1310.Admin and Benefits Total:	524,799	524,799	497,515	470,192
Fund-wide Benefits and Payroll Related				
8010 STATE RETIREMENT	4,182,077	3,811,414	2,738,049	2,808,440
8011 NYS EMPL RETIREMENT DEFERRAL REPAYMENT	-	-	129,020	468,067
1980.4 MTA Payroll Tax Employee Benefit	94,263	45,000	66,008	49,262
8030 SOCIAL SECURITY TXS-EMPLOYER	2,051,868	1,675,189	1,812,539	1,706,654
8040.002 WORKERS COMP WORKERS COMP ADMIN FEES	10,667	15,870	14,053	14,799
8040 WORKERS COMP	335,049	349,272	282,640	589,972
8050 UNEMPLOYMENT EXPENSES	35,000	40,000	14,734	46,523
8055 DISABILITY INSURANCE	1,000	1,000	-	-
8061 HEALTH	9,724,195	8,553,596	7,689,074	6,887,157
8062 DENTAL	317,800	317,800	165,034	298,993
8063 OPTICAL	25,000	23,600	23,144	22,635
4525 CSEA LEGAL FEES	18,837	16,506	17,000	16,257
8064 HEALTH & MEDICAL REIMB.	166,226	108,000	123,975	107,671
Fund-wide Benefits and Payroll Related Total:	16,961,981	14,957,247	13,075,269	13,016,430
Department of Human Resources Total:	17,486,780	15,482,046	13,572,785	13,486,622

TOWN OF NORTH HEMPSTEAD				
General Fund	Preliminary Budget 2025	Adopted Budget 2024	Actual 2023	Actual 2022

Department of Information Technology

A.27.1680.Information Technology Admin

1000 PERSONAL SERVICES	970,203	871,593	889,577	839,459
1200 SEASONAL AND PART TIME	-	45,000	32,125	62,379
1300 OVERTIME	5,000	13,000	9,063	19,693
Subtotal:	975,203	929,593	930,765	921,531
4010 STATIONERY & PRINTING	500	500	123	65
4054 SOFTWARE SUPPORT	921,950	831,850	769,724	735,855
4060 COMPUTER SUPPLIES	25,000	25,000	37,318	28,285
4063 COMPUTER EQUIPMENT MAINTENANCE	135,000	87,450	85,691	47,119
4190 TELEPHONE AND COMMUNICATIONS	341,800	342,700	290,643	267,225
4221 GPS Tracking	34,000	33,300	31,315	32,764
4222 Internet Service Provider	117,400	100,000	88,241	149,999
4293 RENTAL - OFFICE EQUIPMENT	94,367	82,000	95,385	-
4429 PROFESSIONAL SERVICES	22,000	15,000	26,149	8,856
4450 CONFERENCES, SEMINARS & MEETINGS	100	2,300	1,500	372
4660 UNIFORMS & LAUNDRY	600	-	-	-
4751 R & M - OFFICE EQUIPMENT	35,300	50,000	49,999	-
Subtotal:	1,728,017	1,570,100	1,476,088	1,270,540

A.27.1680.Information Technology Admin Total: 2,703,220 2,499,693 2,406,853 2,192,070

311 Call Center

A.30.1480.311 Call Center

1000 PERSONAL SERVICES	367,563	360,356	361,176	336,685
1200 SEASONAL AND PART TIME	253,000	282,710	242,426	241,961
1300 OVERTIME	-	-	-	46
Subtotal:	620,563	643,066	603,601	578,692
4040 OFFICE SUPPLIES	2,000	2,000	1,368	836
4930 CONTRACTUAL SERVICES	7,500	5,868	3,953	2,554
Subtotal:	9,500	7,868	5,321	3,390
A.30.1480.311 Call Center Total:	630,063	650,934	608,922	582,082

TOWN OF NORTH HEMPSTEAD

General Fund	Preliminary Budget 2025	Adopted Budget 2024	Actual 2023	Actual 2022
--------------	----------------------------	------------------------	-------------	-------------

Department of Parks & Recreation

A.05.7020.Administration

1000 PERSONAL SERVICES	1,260,238	1,132,619	1,195,731	1,131,604
1200 SEASONAL AND PART TIME	27,540	24,900	20,461	19,833
1300 OVERTIME	40,000	40,000	59,682	39,136
1400 NIGHT DIFFERENTIAL	4,000	4,000	3,833	4,358
Subtotal:	<u>1,331,778</u>	<u>1,201,519</u>	<u>1,279,707</u>	<u>1,194,932</u>

4010 STATIONERY & PRINTING	4,500	4,500	3,971	3,312
4291 RENTALS	15,000	15,000	15,000	15,000
4660 UNIFORMS & LAUNDRY	83,000	83,000	61,125	79,362
4670 GAS AND OIL	130,000	130,000	108,913	135,623
4715 Services Rendered by Other Funds	60,000	60,000	60,000	60,000
4740 T.P.S.-OPERATING EQUIPMENT	85,000	85,000	68,306	60,075
4780 LANDSCAPING	100,000	100,000	-	-
4901 RECREATION CARE PROGRAM	176,710	176,710	176,710	176,710
4930 CONTRACTUAL SERVICES	100,000	75,000	84,873	40,988
4931 ASSISTANCE TO ORGS-SENIORS	58,000	58,000	54,928	54,928
Subtotal:	<u>812,210</u>	<u>787,210</u>	<u>633,827</u>	<u>625,997</u>

A.05.7020.Administration Total: 2,143,988 1,988,729 1,913,535 1,820,929

A.05.7110.Clark Mem. Bot. Garden

1000 PERSONAL SERVICES	342,626	375,694	404,344	390,649
1200 SEASONAL AND PART TIME	44,186	39,884	34,039	81,460
1300 OVERTIME	20,000	20,000	24,225	20,132
1400 NIGHT DIFFERENTIAL	2,000	2,000	2,683	2,038
Subtotal:	<u>408,812</u>	<u>437,578</u>	<u>465,290</u>	<u>494,279</u>

4210 WATER	15,000	15,000	23,344	25,795
4220 HEATING/NATURAL GAS	35,000	25,000	25,389	22,049
4440 Credit Card Fees	350	350	1,248	262
4740 T.P.S.-OPERATING EQUIPMENT	4,000	4,000	2,924	2,515
4743 T.P.S.-PLANT & GROUNDS	18,000	18,000	13,943	8,665
4753 R & M - PLANT & GROUNDS	4,000	4,000	7,438	6,031
4930 CONTRACTUAL SERVICES	-	-	22,722	28,656
4930.005 CONTRACTUAL SERVICES GRANT RELATED EXPENSES	45,000	45,000	32,847	-
8410 ELECTRICITY	30,000	30,000	19,777	29,540
Subtotal:	<u>151,350</u>	<u>141,350</u>	<u>149,632</u>	<u>123,513</u>

A.05.7110.Clark Mem. Bot. Garden Total: 560,162 578,928 614,922 617,791

TOWN OF NORTH HEMPSTEAD				
General Fund	Preliminary Budget 2025	Adopted Budget 2024	Actual 2023	Actual 2022

Department of Parks & Recreation (continued)

A.05.7111.Satellite Parks & CARE Program

1000 PERSONAL SERVICES	1,096,496	887,753	917,490	803,254
1200 SEASONAL AND PART TIME	222,873	141,577	133,291	132,190
1300 OVERTIME	50,000	50,000	59,631	72,551
1400 NIGHT DIFFERENTIAL	2,000	2,000	3,108	2,359
Subtotal:	1,371,369	1,081,330	1,113,520	1,010,354

4210 WATER	60,000	60,000	71,005	62,601
4220 HEATING/NATURAL GAS	40,000	35,000	24,524	35,306
4680 CHEMICALS & TESTING	20,000	10,000	6,265	5,000
4715 Services Rendered by Other Funds	79,000	79,000	45,114	52,505
4740 T.P.S-OPERATING EQUIPMENT	20,000	20,000	17,943	21,109
4743 T.P.S.-PLANT & GROUNDS	50,000	50,000	53,074	38,446
4752 R & M - OPERATING EQUIPMENT	5,000	5,000	4,633	1,313
4753 R & M - PLANT & GROUNDS	25,000	25,000	18,150	30,996
4760 TIPPING FEES-LANDFILL	85,000	85,000	107,732	110,281
4890 SPECIAL EVENTS	185,000	185,000	171,746	185,225
4902 RECREATION SUPPLIES	30,000	30,000	31,003	22,943
4909 RECREATION PROGRAM-OTHER	-	-	-	-
4930 CONTRACTUAL SERVICES	42,500	42,500	45,186	36,026
8410 ELECTRICITY	102,000	102,000	99,713	81,336
Subtotal:	743,500	728,500	696,087	683,086

A.05.7111.Satellite Parks Total: 2,114,869 1,809,830 1,809,608 1,693,441

A.05.7112.Parks Trade Crew

1000 PERSONAL SERVICES	495,184	541,107	503,480	417,813
1200 SEASONAL AND PART TIME	-	-	-	6,548
1300 OVERTIME	35,000	35,000	49,270	55,496
Subtotal:	530,184	576,107	552,749	479,856

4743 T.P.S.-PLANT & GROUNDS	15,000	15,000	12,132	12,418
Subtotal:	15,000	15,000	12,132	12,418

A.05.7112.Parks Trade Crew Total: 545,184 591,107 564,882 492,275

A.05.7136.Parks Vehicle Repair Facility

1000 PERSONAL SERVICES	182,855	165,595	174,222	189,911
1300 OVERTIME	35,000	35,000	38,560	61,189
Subtotal:	217,855	200,595	212,782	251,100

4740 T.P.S-OPERATING EQUIPMENT	15,000	15,000	-	-
4752 R & M - OPERATING EQUIPMENT	90,000	90,000	99,217	95,378
4930 CONTRACTUAL SERVICES	16,000	16,000	17,158	17,161
Subtotal:	121,000	121,000	116,375	112,539

A.05.7136.Parks Vehicle Repair Facility Total: 338,855 321,595 329,157 363,639

TOWN OF NORTH HEMPSTEAD

General Fund	Preliminary Budget 2025	Adopted Budget 2024	Actual 2023	Actual 2022
--------------	----------------------------	------------------------	-------------	-------------

Department of Parks & Recreation (continued)

A.05.7140. Community Center

4210 WATER	1,000	1,000	701	871
4220 HEATING/NATURAL GAS	10,000	6,500	4,832	6,592
4743 T.P.S.-PLANT & GROUNDS	4,000	4,000	5,192	1,862
4930 CONTRACTUAL SERVICES	4,000	4,000	3,967	451
8410 ELECTRICITY	13,000	13,000	11,097	11,222
A.05.7140. Community Center Total:	32,000	28,500	25,788	20,999

A.05.7141. Yes We Can Community Center

1000 PERSONAL SERVICES	1,186,155	915,720	779,903	632,606
1200 SEASONAL AND PART TIME	366,065	356,015	360,930	307,727
1300 OVERTIME	40,000	40,000	50,463	44,965
1400 NIGHT DIFFERENTIAL	25,000	25,000	29,721	26,554
Subtotal:	1,617,220	1,336,735	1,221,017	1,011,853
4010 STATIONERY & PRINTING	5,000	5,000	4,093	4,457
4210 WATER	1,500	1,500	992	1,585
4220 HEATING/NATURAL GAS	4,500	4,500	3,759	3,556
4440 Credit Card Fees	3,000	3,000	4,168	2,113
4450 CONFERENCES, SEMINARS & MEETINGS	5,000	5,000	5,345	5,276
4460 PUBLIC INFORMATION & EDUCATION	-	-	8,045	9,977
4740 T.P.S.-OPERATING EQUIPMENT	5,000	5,000	2,500	5,289
4743 T.P.S.-PLANT & GROUNDS	21,000	21,000	16,995	20,253
4753 R & M - PLANT & GROUNDS	8,000	8,000	8,389	7,392
4890 SPECIAL EVENTS	5,000	5,000	4,562	1,721
4901 RECREATION CARE PROGRAM	5,000	5,000	4,239	5,030
4902 RECREATION SUPPLIES	-	-	-	39,686
4903 RECREATION PROGRAMS	25,000	25,000	24,077	15,766
4909 RECREATION PROGRAM-OTHER	7,000	7,000	7,135	6,941
4930 CONTRACTUAL SERVICES	123,000	123,000	41,976	73,827
8410 ELECTRICITY	150,000	150,000	154,445	203,998
Subtotal:	368,000	368,000	290,721	406,865
A.05.7141. Yes We Can Community Center Total:	1,985,220	1,704,735	1,511,738	1,418,718

A.05.7181. Tully Park

1000 PERSONAL SERVICES	1,197,998	911,031	872,532	816,065
1200 SEASONAL AND PART TIME	817,372	551,311	695,193	535,570
1300 OVERTIME	30,000	30,000	40,641	61,643
1400 NIGHT DIFFERENTIAL	15,500	15,500	8,486	9,175
Subtotal:	2,060,869	1,507,842	1,616,852	1,422,454
4210 WATER	35,000	35,000	29,097	29,040
4220 HEATING/NATURAL GAS	70,000	70,000	45,432	58,490
4440 Credit Card Fees	17,000	17,000	15,470	16,790
4680 CHEMICALS & TESTING	9,500	9,500	12,283	9,604
4740 T.P.S.-OPERATING EQUIPMENT	10,000	10,000	9,332	9,998
4743 T.P.S.-PLANT & GROUNDS	35,000	35,000	34,901	33,269
4753 R & M - PLANT & GROUNDS	55,000	55,000	47,637	100,849
4930 CONTRACTUAL SERVICES	180,000	180,000	76,125	68,972
8410 ELECTRICITY	350,000	350,000	366,553	286,423
Subtotal:	761,500	761,500	636,829	613,436
A.05.7181. Tully Park Total:	2,822,369	2,269,342	2,253,682	2,035,890

TOWN OF NORTH HEMPSTEAD

General Fund	Preliminary Budget 2025	Adopted Budget 2024	Actual 2023	Actual 2022
--------------	----------------------------	------------------------	-------------	-------------

Department of Parks & Recreation (continued)

A.05.7182.Manorhaven Park

1000 PERSONAL SERVICES	563,758	487,345	491,408	412,947
1200 SEASONAL AND PART TIME	462,570	330,585	352,874	289,550
1300 OVERTIME	26,000	26,000	36,229	38,233
1400 NIGHT DIFFERENTIAL	2,500	2,500	4,205	2,423
Subtotal:	<u>1,054,828</u>	<u>846,430</u>	<u>884,716</u>	<u>743,154</u>

4210 WATER	50,000	50,000	73,826	90,735
4220 HEATING/NATURAL GAS	30,000	21,000	16,729	19,378
4440 Credit Card Fees	9,000	9,000	10,265	10,217
4680 CHEMICALS & TESTING	40,000	35,000	43,104	36,509
4740 T.P.S-OPERATING EQUIPMENT	20,000	20,000	16,766	17,659
4743 T.P.S.-PLANT & GROUNDS	30,000	30,000	29,811	28,055
4753 R & M - PLANT & GROUNDS	15,000	15,000	15,420	20,523
4930 CONTRACTUAL SERVICES	31,200	31,200	41,255	18,471
8410 ELECTRICITY	124,000	124,000	115,448	120,473
Subtotal:	<u>349,200</u>	<u>335,200</u>	<u>362,623</u>	<u>362,019</u>

A.05.7182.Manorhaven Park Total: 1,404,028 1,181,630 1,247,339 1,105,172

A.05.7183.North Hempstead Beach Park

1000 PERSONAL SERVICES	756,359	677,749	698,470	751,176
1200 SEASONAL AND PART TIME	286,808	266,864	196,468	188,986
1300 OVERTIME	75,000	75,000	75,193	126,737
1400 NIGHT DIFFERENTIAL	2,500	2,500	361	644
Subtotal:	<u>1,120,666</u>	<u>1,022,113</u>	<u>970,493</u>	<u>1,067,543</u>

4210 WATER	35,000	35,000	49,497	61,993
4220 HEATING/NATURAL GAS	30,000	25,000	13,782	17,743
4440 Credit Card Fees	5,000	5,000	7,100	6,776
4740 T.P.S-OPERATING EQUIPMENT	15,000	15,000	15,000	9,874
4743 T.P.S.-PLANT & GROUNDS	60,000	60,000	45,883	64,121
4753 R & M - PLANT & GROUNDS	25,000	25,000	19,613	15,185
4930 CONTRACTUAL SERVICES	40,000	40,000	32,882	12,378
8410 ELECTRICITY	100,000	100,000	86,834	100,969
Subtotal:	<u>310,000</u>	<u>305,000</u>	<u>270,591</u>	<u>289,040</u>

A.05.7183.North Hempstead Beach Park Total: 1,430,666 1,327,113 1,241,083 1,356,582

A.05.7184.Town Dock & Harbor Patrol

4753 R & M - PLANT & GROUNDS	6,000	6,000	5,086	5,729
4930 CONTRACTUAL SERVICES	15,000	15,000	25,296	9,057
A.05.7184.Town Dock & Harbor Patrol Total:	<u>21,000</u>	<u>21,000</u>	<u>30,382</u>	<u>14,786</u>

TOWN OF NORTH HEMPSTEAD				
General Fund	Preliminary Budget 2025	Adopted Budget 2024	Actual 2023	Actual 2022
Department of Parks & Recreation (continued)				
A.05.7185.Whitney Pond Park / Man. Valley Park				
1000 PERSONAL SERVICES	619,244	593,566	623,359	516,394
1200 SEASONAL AND PART TIME	145,600	127,760	111,347	118,638
1300 OVERTIME	30,000	30,000	41,412	64,073
1400 NIGHT DIFFERENTIAL	1,500	1,500	777	616
Subtotal:	796,344	752,826	776,895	699,721
4210 WATER	8,000	8,000	8,716	7,668
4220 HEATING/NATURAL GAS	8,500	8,500	5,737	8,003
4440 Credit Card Fees	500	500	9,937	-
4680 CHEMICALS & TESTING	15,000	10,000	9,000	8,674
4740 T.P.S-OPERATING EQUIPMENT	12,000	12,000	11,920	7,975
4743 T.P.S.-PLANT & GROUNDS	13,000	13,000	13,375	11,818
4753 R & M - PLANT & GROUNDS	10,000	10,000	9,249	8,604
4930 CONTRACTUAL SERVICES	14,550	14,550	13,200	10,566
8410 ELECTRICITY	70,000	70,000	66,120	80,183
Subtotal:	151,550	146,550	147,253	143,490
A.05.7185.Whitney Pond Park / Man. Valley Park Total:	947,894	899,376	924,149	843,211
A.05.7200.Parks Public Safety				
1000 PERSONAL SERVICES	1,060,723	884,003	820,395	764,923
1200 SEASONAL AND PART TIME	214,725	156,870	135,800	154,101
1300 OVERTIME	60,000	60,000	76,753	71,902
1400 NIGHT DIFFERENTIAL	42,000	42,000	39,634	35,124
Subtotal:	1,377,448	1,142,873	1,072,581	1,026,050
4970 OTHER OPERATING EXPENSES	7,000	7,000	4,499	4,056
Subtotal:	7,000	7,000	4,499	4,056
A.05.7200.Parks Public Safety Total:	1,384,448	1,149,873	1,077,080	1,030,106
A.05.5142.Snow Removal				
1300 OVERTIME	20,000	-	18,769	42,946
A.05.5142.Snow Removal Total:	20,000	-	18,769	42,946
Department of Parks & Recreation (without Harbor Links GC):	15,750,683	13,871,758	13,562,114	12,856,484

TOWN OF NORTH HEMPSTEAD				
General Fund	Preliminary Budget 2025	Adopted Budget 2024	Actual 2023	Actual 2022

Department of Parks & Recreation (continued)

Harbor Links Golf Course

A.05.7991.Harbor Links Admin

4005.001 PERSONAL SERVICES ADMIN	541,617	526,628	484,940	493,272
4005.006 PERSONAL SERVICES WORKERS' COMPENSATION	80,000	90,000	62,811	60,666
Subtotal:	621,617	616,628	547,751	553,938
4010 STATIONERY & PRINTING	2,000	3,000	765	1,546
4020 POSTAGE	2,500	1,500	2,533	336
4040 OFFICE SUPPLIES	2,000	2,000	1,467	1,561
4060 COMPUTER SUPPLIES	6,000	6,000	2,225	3,063
4190 TELEPHONE AND COMMUNICATIONS	5,000	4,500	(160)	4,983
4210 WATER	23,000	22,000	18,431	22,104
4261 INSURANCE, FIRE & LIABILITY ETC.	150,000	150,000	140,423	125,613
4291.001 RENTALS TRAILERS AND CARTS	18,000	18,000	18,000	18,000
4293 RENTAL - OFFICE EQUIPMENT	400	400	199	199
4429 PROFESSIONAL SERVICES	4,000	4,000	3,436	2,250
4450 CONFERENCES, SEMINARS & MEETINGS	3,000	3,000	1,218	986
4460 PUBLIC INFORMATION & EDUCATION	8,000	8,000	4,410	4,410
4670 GAS AND OIL	50,000	50,000	42,905	43,200
4750 REPAIRS & MAINTENANCE	50,000	50,000	59,076	20,658
4830 SEWER DISPOSAL CHARGES	15,000	15,000	7,430	7,430
4970 OTHER OPERATING EXPENSES	200,000	200,000	200,000	200,000
4971 LICENSES & PERMITS	10,000	10,000	4,548	6,575
4999 miscellaneous	40,000	30,000	32,540	10,474
8410 ELECTRICITY	195,000	195,000	160,152	197,449
Subtotal:	783,900	772,400	699,599	670,837
A.05.7991.Harbor Links Admin Total:	1,405,517	1,389,028	1,247,350	1,224,775

A.05.7992.Golf Shop

4005.002 PERSONAL SERVICES HARBOR LINKS GOLF SHOP	608,018	590,551	605,383	551,719
Subtotal:	608,018	590,551	605,383	551,719
4006 GOLF PROFESSIONALS	490,000	460,000	491,608	447,406
4011 PURCHASES	300,000	291,189	297,182	290,335
4429 PROFESSIONAL SERVICES	25,000	25,000	7,576	7,709
4440 Credit Card Fees	135,000	120,000	134,292	115,147
4660 UNIFORMS & LAUNDRY	4,000	4,000	3,543	2,191
4740 T.P.S-OPERATING EQUIPMENT	15,000	15,000	36,624	7,727
4999 MISCELLANEOUS	6,000	6,000	4,765	4,468
Subtotal:	975,000	921,189	975,591	874,982
A.05.7992.Golf Shop Total:	1,583,018	1,511,740	1,580,974	1,426,701

TOWN OF NORTH HEMPSTEAD				
General Fund	Preliminary Budget 2025	Adopted Budget 2024	Actual 2023	Actual 2022

Department of Parks & Recreation (continued)

A.05.7993.Golf Course Maintenance

4005.003 PERSONAL SERVICES GOLF COURSE MAINTENANCE	1,268,374	1,264,665	1,026,067	1,009,271
Subtotal:	1,268,374	1,264,665	1,026,067	1,009,271
4210 WATER	150,000	120,000	153,275	156,785
4450 CONFERENCES, SEMINARS & MEETINGS	3,000	3,000	869	371
4660 UNIFORMS & LAUNDRY	3,000	3,000	2,814	1,705
4715 Services Rendered by Other Funds	-	-	-	161
4740 T.P.S-OPERATING EQUIPMENT	400,000	400,000	358,432	347,489
4752 R & M - OPERATING EQUIPMENT	57,500	57,500	46,422	24,352
4753 R & M - PLANT & GROUNDS	25,000	30,500	18,403	17,914
4758 R & M - IRRIGATION	42,000	42,000	17,087	27,164
4970 OTHER OPERATING EXPENSES	3,500	3,500	1,014	1,426
4999 MISCELLANEOUS	5,000	5,000	1,505	1,335
8410 ELECTRICITY	75,000	80,000	65,312	75,322
Subtotal:	764,000	744,500	665,133	654,025
A.05.7993.Golf Course Maintenance Total:	2,032,374	2,009,165	1,691,200	1,663,296

A.05.7994.Cart Department

4005.004 PERSONAL SERVICES CART DEPARTMENT	173,884	165,376	167,821	164,631
Subtotal:	173,884	165,376	167,821	164,631
4291.001 RENTALS TRAILERS AND CARTS	224,863	206,078	202,424	79,241
4740 T.P.S-OPERATING EQUIPMENT	35,000	35,000	30,084	32,072
4752 R & M - OPERATING EQUIPMENT	10,000	10,000	8,740	4,165
Subtotal:	269,863	251,078	241,248	115,479
A.05.7994.Cart Department Total:	443,747	416,454	409,069	280,110

A.05.7995.Food & Beverage Operations

4005.005 PERSONAL SERVICES FOOD & BEVERAGE OPERATIONS	813,030	803,030	860,137	965,745
Subtotal:	813,030	803,030	860,137	965,745
4011 PURCHASES	470,000	410,903	476,613	592,298
4440 Credit Card Fees	12,000	10,000	12,909	7,507
4460 PUBLIC INFORMATION & EDUCATION	20,000	18,000	18,500	16,000
4660 UNIFORMS & LAUNDRY	4,000	4,000	773	2,093
4749 CLUBHOUSE OPERATION SUPPLIES	30,000	30,000	24,959	31,407
4752 R & M - OPERATING EQUIPMENT	75,000	75,000	59,481	66,965
4999 MISCELLANEOUS	13,000	13,000	8,332	11,484
Subtotal:	624,000	560,903	601,567	727,753
A.05.7995.Food & Beverage Operations Total:	1,437,030	1,363,933	1,461,704	1,693,499

Total Harbor Links Golf Course: 6,901,686 6,690,320 6,390,297 6,288,381

Total Department of Parks & Recreation: 22,652,369 20,562,078 19,952,411 19,144,865

TOWN OF NORTH HEMPSTEAD				
General Fund	Preliminary Budget 2025	Adopted Budget 2024	Actual 2023	Actual 2022

Department of Public Safety

A.06.3010.Administration

1000 PERSONAL SERVICES	316,581	316,962	325,081	305,774
1300 OVERTIME	-	-	88	-
Subtotal:	316,581	316,962	325,169	305,774
4010 STATIONERY & PRINTING	1,120	1,120	1,036	51
4429 PROFESSIONAL SERVICES	1,500	1,500	-	-
4450 CONFERENCES, SEMINARS & MEETINGS	6,000	5,760	4,268	5,379
4715 SERVICES RENDERED BY OTHER FUNDS	500	500	-	70
4741 OFFICE EQUIPMENT	640	640	572	444
4970 OTHER OPERATING EXPENSES	11,500	11,500	1,116	1,114
Subtotal:	21,260	21,020	6,993	7,060
A.06.3010.Administration Total:	337,841	337,982	332,161	312,834

A.06.3510.Animal Shelter

1000 PERSONAL SERVICES	741,515	660,798	604,467	544,766
1200 SEASONAL AND PART TIME	49,500	49,500	7,688	24,869
1300 OVERTIME	25,000	25,000	27,306	16,266
Subtotal:	816,015	735,298	639,461	585,901
4010 STATIONERY & PRINTING	2,500	2,000	861	1,378
4110 Supplies & Materials	16,500	16,000	5,840	8,527
4429 PROFESSIONAL SERVICES	174,000	174,000	96,553	106,061
4450 CONFERENCES, SEMINARS & MEETINGS	2,000	2,000	453	590
4527 CONSULTING & PROF. SERVICES	60,000	30,000	61,761	32,340
4660 UNIFORMS & LAUNDRY	14,000	13,000	8,269	3,014
4670 GAS AND OIL	1,500	3,000	458	186
4715 SERVICES RENDERED BY OTHER FUNDS	4,000	4,000	195	35
4740 T.P.S-OPERATING EQUIPMENT	5,500	5,500	3,790	4,738
4751 R & M - OFFICE EQUIPMENT	2,000	2,000	993	-
4752 R & M - OPERATING EQUIPMENT	2,000	2,000	609	1,990
4970 OTHER OPERATING EXPENSES	1,604	1,500	906	783
Subtotal:	285,604	255,000	180,688	159,642
A.06.3510.Animal Shelter Total:	1,101,619	990,298	820,149	745,543

A.06.3985.Town Dock

4210 WATER	4,500	4,500	3,230	1,460
4220 HEATING/NATURAL GAS	2,500	2,500	1,786	2,368
4743 T.P.S.-PLANT & GROUNDS	8,800	8,800	4,759	2,181
4753 R & M - PLANT & GROUNDS	1,200	1,200	-	208
8410 ELECTRICITY	14,000	14,000	12,648	14,322
A.06.3985.Town Docks Total:	31,000	31,000	22,423	20,540

TOWN OF NORTH HEMPSTEAD				
General Fund	Preliminary Budget 2025	Adopted Budget 2024	Actual 2023	Actual 2022
Department of Public Safety (continued)				
A.06.3989.Security/Harbor Patrol				
1000 PERSONAL SERVICES	257,284	233,426	243,149	228,874
1200 SEASONAL AND PART TIME	200,000	200,000	152,538	139,375
1300 OVERTIME	24,000	24,000	11,321	14,156
1400 NIGHT DIFFERENTIAL	2,500	2,500	1,778	2,166
Subtotal:	483,784	459,926	408,786	384,570
4110 SUPPLIES & MATERIALS	5,760	5,760	3,261	2,224
4210 WATER	432	432	156	261
4450 CONFERENCES, SEMINARS & MEETINGS	7,000	7,000	4,801	-
4660 UNIFORMS & LAUNDRY	96,777	96,777	30,227	10,593
4670 GAS AND OIL	45,000	45,000	23,468	39,058
4715 SERVICES RENDERED BY OTHER FUNDS	1,600	1,600	-	292
4740 T.P.S-OPERATING EQUIPMENT	25,000	25,000	14,287	7,702
4752 R & M - OPERATING EQUIPMENT	37,000	37,000	32,386	9,518
4930 CONTRACTUAL SERVICES	20,000	20,000	5,275	-
4970 OTHER OPERATING EXPENSES	672	672	17	340
Subtotal:	239,241	239,241	113,878	69,987
A.06.3989.Security/Harbor Patrol Total:	723,025	699,167	522,664	454,557
A.06.3990.Emergency Management Services				
1000 PERSONAL SERVICES	145,522	132,273	138,238	130,497
1300 OVERTIME	15,000	15,000	10,999	13,370
Subtotal:	160,522	147,273	149,238	143,867
4670 GAS AND OIL	4,000	3,200	5,316	5,376
4715 SERVICES RENDERED BY OTHER FUNDS	-	-	140	-
4752 R & M - OPERATING EQUIPMENT	3,000	3,000	758	693
4930 CONTRACTUAL SERVICES	11,000	11,000	10,864	-
Subtotal:	18,000	17,200	17,078	6,069
A.06.3990.Emergency Management Services Total:	178,522	164,473	166,316	149,935
Total Department of Public Safety:	2,372,007	2,222,920	1,863,713	1,683,409

TOWN OF NORTH HEMPSTEAD

General Fund	Preliminary Budget 2025	Adopted Budget 2024	Actual 2023	Actual 2022
Department of Public Works				
A.07.1490.Administration				
1000 PERSONAL SERVICES	336,942	309,163	161,368	150,336
1300 OVERTIME	1,500	1,500	1,202	2,690
Subtotal:	338,442	310,663	162,570	153,026
4010 STATIONERY & PRINTING	1,500	1,500	539	980
4410 LEGAL NOTICES	10,000	10,000	4,068	1,616
4715 SERVICES RENDERED BY OTHER FUNDS	500	500	-	144
4740 T.P.S-OPERATING EQUIPMENT	3,000	3,000	1,105	894
4751 R & M - OFFICE EQUIPMENT	2,000	2,000	-	-
4752 R & M - OPERATING EQUIPMENT	3,000	2,500	1,176	624
4920 GENERAL IMPROVEMENTS	3,000	3,000	-	-
Subtotal:	23,000	22,500	6,888	4,258
A.07.1490.Administration Total:	361,442	333,163	169,458	157,284
A.07.1440.Engineering				
1000 PERSONAL SERVICES	424,078	459,878	404,385	382,124
1300 OVERTIME	10,000	10,000	2,149	1,292
Subtotal:	434,078	469,878	406,534	383,416
4429 PROFESSIONAL SERVICES	110,000	110,000	119,603	77,673
4450 CONFERENCES, SEMINARS & MEETINGS	1,500	1,500	-	-
Subtotal:	111,500	111,500	119,603	77,673
A.07.1440.Engineering Total:	545,578	581,378	526,138	461,089
Department of Public Works Total:	907,020	914,541	695,596	618,373

TOWN OF NORTH HEMPSTEAD				
General Fund	Preliminary Budget 2025	Adopted Budget 2024	Actual 2023	Actual 2022

Division of Solid Waste Management

A.08.8161.Administration

1000 PERSONAL SERVICES	406,126	384,798	386,295	424,945
1200 SEASONAL AND PART TIME	62,850	62,850	-	-
1300 OVERTIME	25,000	25,000	29,467	19,888
Subtotal:	493,976	472,648	415,762	444,833
4040 OFFICE SUPPLIES	3,600	3,600	3,049	996
4200 MANDATORY DRUG TESTING	440	440	-	-
4380 REPORTS OF HEARINGS, TRANSCRIPTS	-	-	-	56
4410 LEGAL NOTICES	1,500	1,500	-	-
4450 CONFERENCES, SEMINARS & MEETINGS	1,500	1,500	525	911
4524 LEGAL	3,000	3,000	2,160	2,160
4660 UNIFORMS & LAUNDRY	6,000	6,000	1,686	6,221
4670 GAS AND OIL	25,000	25,000	17,683	24,465
4930 CONTRACTUAL SERVICES	15,000	15,000	3,045	13,760
4970 OTHER OPERATING EXPENSES	7,500	7,500	4,265	4,675
Subtotal:	63,540	63,540	32,413	53,245

A.08.8161.Administration Total: 557,516 536,188 448,175 498,078

A.08.8162.Recycling

4743 T.P.S.-PLANT & GROUNDS	3,000	3,000	1,305	-
4752 R & M - OPERATING EQUIPMENT	2,040	2,040	-	-
4753 R & M - PLANT & GROUNDS	1,800	1,800	-	-
4930 CONTRACTUAL SERVICES	348,000	348,000	190,397	165,168
8410 ELECTRICITY	65,000	65,000	45,526	47,910

A.08.8162.Recycling Total: 419,840 419,840 237,229 213,078

A.08.8163.Leachate

1000 PERSONAL SERVICES	117,488	104,356	131,509	133,381
1200 SEASONAL AND PART TIME	25,000	25,000	22,136	494
1300 OVERTIME	15,000	15,000	10,033	13,063
Subtotal:	157,488	144,356	163,678	146,937
4210 WATER	6,000	6,000	6,256	5,161
4220 HEATING/NATURAL GAS	45,000	45,000	29,792	19,304
4685 WASTE WATER TREATMENT	25,000	20,000	25,052	13,758
4743 T.P.S.-PLANT & GROUNDS	10,000	20,000	4,695	6,761
4753 R & M - PLANT & GROUNDS	30,000	30,000	10,351	27,582
4930 CONTRACTUAL SERVICES	143,624	143,624	110,871	118,282
8410 ELECTRICITY	35,000	35,000	40,857	25,143
Subtotal:	294,624	299,624	227,874	215,971

A.08.8163.Leachate Total: 452,112 443,980 391,551 362,908

TOWN OF NORTH HEMPSTEAD				
General Fund	Preliminary Budget 2025	Adopted Budget 2024	Actual 2023	Actual 2022

Solid Waste Management (continued)

A.08.8164.Transfer Station

4933.001 REMOVAL/DISPOSAL LEAF & YARD	778,064	715,938	851,977	642,449
4933.003 REMOVAL/DISPOSAL CONST & DEMOLITION. DEBRIS	2,049,891	2,007,438	2,301,876	1,803,535
4933 REMOVAL/DISPOSAL	12,218,745	10,842,677	10,894,100	10,877,232
4934 OPERATION OF TRANSFER STATION	2,100,804	2,039,724	1,931,019	1,812,114
8410 ELECTRICITY	35,000	35,000	31,996	32,339
A.08.8164.Transfer Station Total:	17,182,504	15,640,777	16,010,969	15,167,668

A.08.8165.Scale House

1000 PERSONAL SERVICES	165,268	202,504	158,949	143,917
1300 OVERTIME	40,000	25,000	34,302	24,594
Subtotal:	205,268	227,504	193,251	168,510
4010 STATIONERY & PRINTING	500	500	478	-
4220 HEATING/NATURAL GAS	2,500	2,500	1,765	1,693
4740 T.P.S-OPERATING EQUIPMENT	5,000	5,000	3,856	2,713
4753 R & M - PLANT & GROUNDS	30,000	30,000	18,969	22,046
Subtotal:	38,000	38,000	25,067	26,452
A.08.8165.Scale House Total:	243,268	265,504	218,318	194,962

A.08.8167.MAINTENANCE PLANT & GROUNDS

1000 PERSONAL SERVICES	351,858	317,722	329,247	307,347
1200 SEASONAL AND PART TIME	20,000	20,000	-	-
1300 OVERTIME	25,000	25,000	22,321	28,245
Subtotal:	396,858	362,722	351,569	335,593
4715 SERVICES RENDERED BY OTHER FUNDS	-	-	-	4,806
4740 T.P.S-OPERATING EQUIPMENT	6,000	6,000	4,788	1,508
4743 T.P.S.-PLANT & GROUNDS	12,000	12,000	2,837	8,254
4752 R & M - OPERATING EQUIPMENT	9,600	9,600	391	1,738
4753 R & M - PLANT & GROUNDS	26,400	26,400	6,998	31,258
Subtotal:	54,000	54,000	15,013	47,563
A.08.8167.MAINTENANCE PLANT & GROUNDS Total:	450,858	416,722	366,581	383,156

A.08.8168.TRUCKS & EQUIPMENT

4670 GAS AND OIL	2,400	2,400	383	351
4715 SERVICES RENDERED BY OTHER FUNDS	3,000	3,000	333	2,239
4740 T.P.S-OPERATING EQUIPMENT	12,000	12,000	4,028	4,087
4752 R & M - OPERATING EQUIPMENT	40,000	33,000	29,531	32,306
A.08.8168.TRUCKS & EQUIPMENT Total:	57,400	50,400	34,275	38,984
1300 SNOW REMOVAL OVERTIME	-	-	3,494	8,449
Division of Solid Waste Management Total:	19,363,498	17,773,411	17,710,592	16,858,834

TOWN OF NORTH HEMPSTEAD				
General Fund	Preliminary Budget 2025	Adopted Budget 2024	Actual 2023	Actual 2022

Office of the Receiver of Taxes

A.09.1330.Receiver of Taxes

1000 PERSONAL SERVICES	1,158,939	1,079,159	1,182,843	1,078,467
1200 SEASONAL AND PART TIME	134,450	115,000	94,933	91,643
1300 OVERTIME	30,000	20,000	30,037	19,833
Subtotal:	1,323,389	1,214,159	1,307,813	1,189,942
4010 STATIONERY & PRINTING	31,000	35,000	21,236	19,138
4030 BOOKS AND PUBLICATIONS	-	25	-	-
4410 LEGAL NOTICES	3,000	3,000	1,776	2,160
4429 PROFESSIONAL SERVICES	126,500	130,000	104,748	88,473
4450 CONFERENCES, SEMINARS & MEETINGS	2,500	1,500	698	350
4751 R & M - OFFICE EQUIPMENT	22,350	9,900	4,939	8,065
4992 DISC. ON PROP. TAXES (moved to A.4992)	-	1,100,000	1,085,367	1,050,031
Subtotal:	185,350	1,279,425	1,218,765	1,168,216
A.09.1330.Receiver of Taxes Total:	1,508,739	2,493,584	2,526,578	2,358,159

Office of the Supervisor

A.10.1220.Supervisor

1000 PERSONAL SERVICES	932,251	932,251	798,682	747,419
1200 SEASONAL AND PART TIME	7,000	7,000	5,427	285
Subtotal:	939,251	939,251	804,109	747,704
4040 OFFICE SUPPLIES	1,500	1,500	568	769
4429 PROFESSIONAL SERVICES	-	-	11,731	-
4450 CONFERENCES, SEMINARS & MEETINGS	17,500	17,500	12,913	10,405
4740 T.P.S-OPERATING EQUIPMENT	500	500	-	-
4990 ASSOC. OF TOWNS	1,950	1,950	1,950	1,950
Subtotal:	21,450	21,450	27,162	13,123
A.10.1220.Supervisor Total:	960,701	960,701	831,271	760,828

A.10.1341.Finance

1000 PERSONAL SERVICES	253,743	229,468	241,543	222,519
1300 OVERTIME	5,000	5,000	10,248	2,750
Subtotal:	258,743	234,468	251,791	225,270
4450 CONFERENCES, SEMINARS & MEETINGS	1,000	1,000	-	-
Subtotal:	1,000	1,000	-	-
A.10.1341.Finance Total:	259,743	235,468	251,791	225,270

TOWN OF NORTH HEMPSTEAD				
General Fund	Preliminary Budget 2025	Adopted Budget 2024	Actual 2023	Actual 2022

Office of the Supervisor (continued)

A.10.1345.Purchasing

1000 PERSONAL SERVICES	375,715	391,055	338,362	303,063
1300 OVERTIME	4,000	4,000	3,086	642
Subtotal:	379,715	395,055	341,448	303,705
4410 LEGAL NOTICES	10,000	12,000	4,932	8,224
4450 CONFERENCES,SEMINARS & MEETINGS	1,500	750	-	-
4930 CONTRACTUAL SERVICES	2,500	1,000	-	-
Subtotal:	14,000	13,750	4,932	8,224
A.10.1345.Purchasing Total:	393,715	408,805	346,380	311,929

A.10.6420.Business & Tourism

1000 PERSONAL SERVICES	-	27,500	-	-
1200 SEASONAL AND PART TIME	27,500	-	-	-
Subtotal:	27,500	27,500	-	-
4891 BUSINESS & TOURISM DEVELOPMENT	100,000	100,000	100,000	-
Subtotal:	100,000	100,000	100,000	-
A.10.6420.Business & Tourism Total:	127,500	127,500	100,000	-

A.10.7510.Town Historian

1200 SEASONAL AND PART TIME	21,000	20,000	20,857	20,457
Subtotal:	21,000	20,000	20,857	20,457
4429 PROFESSIONAL SERVICES	-	-	(9,600)	12,000
4450 CONFERENCES,SEMINARS & MEETINGS	2,000	2,000	65	1,005
4743 T.P.S.-PLANT & GROUNDS	15,500	15,500	4,589	-
Subtotal:	17,500	17,500	(4,946)	13,005
A.10.7510.Historian Total:	38,500	37,500	15,911	33,462

A.15.1481.Public Information

1000 PERSONAL SERVICES	444,762	399,707	363,252	341,660
1200 SEASONAL AND PART TIME	10,000	17,084	14,681	8,826
1300 OVERTIME	10,707	10,707	5,962	6,351
Subtotal:	465,469	427,498	383,895	356,837
4080 PHOTOGRAPH MATERIALS	3,000	4,000	2,063	2,534
4460 PUBLIC INFORMATION & EDUCATION	20,000	20,000	1,444	9,125
4740 T.P.S-OPERATING EQUIPMENT	10,000	10,000	504	693
4740 R & M - OPERATING EQUIPMENT	-	-	-	895
4930 CONTRACTUAL SERVICES	278,670	278,670	241,533	218,922
4970 OTHER OPERATING EXPENSES	2,000	2,000	657	233
Subtotal:	313,670	314,670	246,201	232,403
A.15.1481.Public Information Total:	779,139	742,168	630,096	589,240
Office of the Supervisor Total:	2,559,298	2,512,142	2,175,449	1,920,728

TOWN OF NORTH HEMPSTEAD

General Fund	Preliminary Budget 2025	Adopted Budget 2024	Actual 2023	Actual 2022
--------------	----------------------------	------------------------	-------------	-------------

Office of the Town Attorney

A.11.1420.Town Attorney

1000 PERSONAL SERVICES	1,138,670	1,160,210	1,077,535	1,034,332
1200 SEASONAL AND PART TIME	32,500	28,800	31,473	25,901
Subtotal:	<u>1,171,170</u>	<u>1,189,010</u>	<u>1,109,008</u>	<u>1,060,233</u>
4010 STATIONERY & PRINTING	400	400	-	-
4030 BOOKS AND PUBLICATIONS	25,000	20,000	17,111	1,416
4429 PROFESSIONAL SERVICES	145,000	145,000	101,440	180,187
4429.004 PROFESSIONAL SERVICES - FAA	100,000	100,000	-	-
4450 CONFERENCES, SEMINARS & MEETINGS	1,750	1,750	1,850	655
4620 TORT RESERVE/LITIGATION	182,000	182,000	480,217	174,316
4715 SERVICES RENDERED BY OTHER FUNDS	-	-	726	-
4741 OFFICE EQUIPMENT	1,000	500	131	-
Subtotal:	<u>455,150</u>	<u>449,650</u>	<u>601,476</u>	<u>356,574</u>
A.11.1420.Town Attorney Total:	<u><u>1,626,320</u></u>	<u><u>1,638,660</u></u>	<u><u>1,710,484</u></u>	<u><u>1,416,807</u></u>

Town Board

A.12.1010.Town Board

1000 PERSONAL SERVICES	703,840	1,194,757	1,179,505	1,075,282
1200 SEASONAL AND PART TIME	44,000	44,000	18,089	2,944
Subtotal:	<u>747,840</u>	<u>1,238,757</u>	<u>1,197,594</u>	<u>1,078,226</u>
4010 STATIONERY & PRINTING	250	250	-	-
4030 BOOKS AND PUBLICATIONS	375	375	-	-
4429 PROFESSIONAL SERVICES	750	750	-	19,400
4999 MISCELLANEOUS	500	500	20	-
Subtotal:	<u>1,875</u>	<u>1,875</u>	<u>20</u>	<u>19,400</u>
A.12.1010.Town Board Total:	<u><u>749,715</u></u>	<u><u>1,240,632</u></u>	<u><u>1,197,615</u></u>	<u><u>1,097,626</u></u>

Department of Planning and BZA - Environmental Facilities

A.16.8189.Other Sanitation Expenses

4930 CONTRACTUAL SERVICES	51,600	69,900	33,820	-
4930.001 CONTRACTUAL SERVICES (OYSTER SEEDING)	19,500	-	-	-
4970 OTHER OPERATING EXPENSES	10,000	49,000	31,037	61,414
A.16.8189.Other Sanitation Expenses Total:	<u><u>81,100</u></u>	<u><u>118,900</u></u>	<u><u>64,857</u></u>	<u><u>61,414</u></u>

TOWN OF NORTH HEMPSTEAD				
General Fund	Preliminary Budget 2025	Adopted Budget 2024	Actual 2023	Actual 2022

Office of the Town Clerk

A.13.1410.Town Clerk

1000 PERSONAL SERVICES	765,125	712,539	679,135	645,897
1200 SEASONAL AND PART TIME	109,300	76,200	63,464	55,163
Subtotal:	874,425	788,739	742,599	701,060

4010 STATIONERY & PRINTING	4,000	4,000	2,450	997
4030 BOOKS AND PUBLICATIONS	1,000	1,500	424	935
4040 OFFICE SUPPLIES	4,000	3,200	1,118	3,266
4054 SOFTWARE SUPPORT	7,000	7,200	5,313	5,144
4450 CONFERENCES, SEMINARS & MEETINGS	2,800	3,200	731	674
4531 EMPLOYEE TRAINING PROGRAMS	500	500	-	200
4700 DUES & SUBSCRIPTIONS	800	1,000	600	265
4751 R & M - OFFICE EQUIPMENT	2,000	2,500	257	161
4890 SPECIAL EVENTS	1,000	-	-	-
4971 LICENSES & PERMITS	10,000	10,000	7,988	6,330
Subtotal:	33,100	33,100	18,881	17,973

A.13.1410.Town Clerk Total:	907,525	821,839	761,480	719,033
------------------------------------	----------------	----------------	----------------	----------------

A.25.1011.Town Board Meeting Admin

1000 PERSONAL SERVICES	62,075	55,515	57,986	-
Subtotal:	62,075	55,515	57,986	-

4040 OFFICE SUPPLIES	2,800	2,500	2,128	2,474
4054 SOFTWARE SUPPORT	6,000	4,000	2,129	2,129
4080 PHOTOGRAPH MATERIALS	200	200	-	-
4380 REPORTS OF HEARINGS, TRANSCRIPTS	30,000	28,000	23,935	29,791
4410 LEGAL NOTICES	40,000	50,000	19,120	22,766
4530 CODE BOOKS	20,000	16,000	5,098	5,451
4751 R & M - OFFICE EQUIPMENT	2,500	800	73	86
Subtotal:	101,500	101,500	52,482	62,698

A.25.1011.Town Board Meeting Admin Total:	163,575	157,015	110,468	62,698
--	----------------	----------------	----------------	---------------

A.26.1460.Records Management Officer

1000 PERSONAL SERVICES	130,625	117,836	120,564	143,102
1200 SEASONAL AND PART TIME	25,300	26,000	16,461	16,440
1300 OVERTIME	2,500	-	465	-
Subtotal:	158,425	143,836	137,491	159,542

4040 OFFICE SUPPLIES	1,800	1,800	1,420	512
4054 SOFTWARE SUPPORT	8,000	5,000	2,363	2,094
4080 PHOTOGRAPH MATERIALS	6,000	6,000	5,073	4,873
4429 PROFESSIONAL SERVICES	4,000	6,000	1,999	2,238
4751 R & M - OFFICE EQUIPMENT	2,500	2,500	1,226	1,098
7510 ARCHIVE EXPENSES	4,500	5,500	2,849	3,169
Subtotal:	26,800	26,800	14,930	13,984

A.26.1460.Records Management Officer Total:	185,225	170,636	152,421	173,526
--	----------------	----------------	----------------	----------------

Office of the Town Clerk Total:	1,256,325	1,149,490	1,024,369	955,257
--	------------------	------------------	------------------	----------------

TOWN OF NORTH HEMPSTEAD				
General Fund	Preliminary Budget 2025	Adopted Budget 2024	Actual 2023	Actual 2022
Emergency Disaster				
A.00.8760.Emergency Disaster				
2000 CAPITAL OUTLAY AND EQUIPMENT	-	-	-	486,556
A.00.8760.Emergency Disaster Total:	-	-	-	486,556
Indebtedness				
Bond Anticipation Notes (BANs)				
9901.736 INTERFUND TRANSFER PRINCIPAL - BANS	-	41,000	39,000	813,000
9901.737 INTERFUND TRANSFER INTEREST - BANS	144,948	16,515	29,610	158,025
Bond Anticipation Notes (BANs) Total:	144,948	57,515	68,610	971,025
Serial Bonds				
9901.716 INTERFUND TRANSFER PRINCIPAL S.B.	9,180,736	8,863,538	9,109,101	11,491,756
9901.717 INTERFUND TRANSFER INTEREST S.B.	2,968,839	3,249,437	2,950,571	3,089,079
Serial Bonds Total:	12,149,575	12,112,975	12,059,672	14,580,834
Indebtedness Total:	12,294,523	12,170,490	12,128,282	15,551,859
Interfund Transfer				
9901 INTERFUND TRANSFER	-	-	2,400,000	1,055,284
9901.2 INTERFUND TRANSFER GEN'L/CAPITAL	-	-	388,613	113,653
Interfund Transfer Total:	-	-	2,788,613	1,168,937
Unallocated Expense				
4930 CONTRACTUAL SERVICES	-	-	44,143	(32,167)
4992 DISC. ON PROP. TAXES (moved from A.09.1330)	1,070,000	-	-	-
Unallocated Total:	1,070,000	-	44,143	(32,167)
General Fund Grand Total Expenses:	98,158,787	92,055,408	89,631,445	87,744,547

Town of North Hempstead
General Fund
Full Time - Salary Listing (Salaries do not include Longevity and CPO Earnings)

Dept #	Department	Title (Number of Positions)	Preliminary Budget 2025	Adopted Budget 2024	Actual 2023	Actual 2022
<i>Administrative Services</i>						
1620	Administration	BLDG MAINT SUPERVISOR 1	128,158			
		LABOR SUPERVISOR 1	75,198			
		COMM ADMIN SERVICES	112,200			
		LABORER 1	52,633			
		Subtotal:	368,189	342,192	230,247	234,486
		Budgeted Headcount by Year:	4	4	4	2
1621	Town Hall I	MAINTENANCE PAINTER	85,839			
		LABORER 2	70,860			
		MAINT MECHANIC 1	67,308			
		Subtotal:	224,007	264,075	273,131	266,397
		Budgeted Headcount by Year:	3	4	4	5
1622	Town Hall II	LABOR SUPERVISOR 2	110,927			
		LABORER 2	60,977			
		LABORER 1 (3)	168,640			
		Subtotal:	340,544	306,967	320,561	276,668
		Budgeted Headcount by Year:	5	5	5	5
1627	Roslyn Community Center		0	0	0	0
		Subtotal:	0	0	0	0
		Budgeted Headcount by Year:	0	0	0	0.59
1670	Printing & Reproduction		0	53,448	54,826	42,681
		Subtotal:	0	53,448	54,826	42,681
		Budgeted Headcount by Year:	0	1	1	1
		<i>Administrative Services Total:</i>	12	14	14	13.59
<i>Departments of Community Services & Services for the Aging</i>						
6310	Administration	COMM COMMUNITY SERVICES	135,669			
		DEP COMM COMMUNITY SERVICES	110,160			
		SEC COMM COMMUNITY SERVICES	75,000			
		Subtotal:	320,829	273,009	172,241	231,555
		Budgeted Headcount by Year:	3	3	3	3
7310	Human Res & Youth Pro	RECREATION AIDE (3)	197,199			
		Subtotal:	197,199	173,525	163,450	125,947
		Budgeted Headcount by Year:	3	3	3	3
6773	DOSA	ACCOUNTANT 1 P/D	93,248			
		BUS DRIVER (2)	154,028			
		DEP COMM SERV AGING (2)	208,388			
		DIR OF COMM RELATIONS	84,165			
		DIR SR CITIZEN AFFAIRS	87,365			
		LEGAL TYPIST 1	86,544			
		SEC COMM SERV FOR AGING	75,000			
		SR CITIZEN PROG DEV AIDE	58,231			
		Subtotal:	846,969	870,907	860,169	814,662
		Budgeted Headcount by Year:	10	11	11	10
		<i>Departments of Community Services & Services for the Aging Total:</i>	16	17	17	16
<i>Office of the Comptroller</i>						
1315	Comptroller	ACCOUNTING ASSISTANT 1 (2)	123,043			
		ASST PAYROLL SUPERVISOR	71,507			
		AUDITING ASSISTANT (2)	129,184			
		COMPTROLLER	160,000			
		DEP TOWN COMPTROLLER (2)	200,000			
		PAYROLL SUPERVISOR	94,619			
		SEC TOWN COMPTROLLER	90,000			
		Subtotal:	868,353	875,674	504,988	603,460
		Budgeted Headcount by Year:	10	10	10	12
<i>Human Resources</i>						
1310	Admin and Benefits	COMM FINANCE	151,658			
		ADMINISTRATIVE OFFICER 1	90,823			
		DEP COMM FINANCE	92,628			
		CLERK TYPIST 2	68,490			
		Subtotal:	403,599	397,799	391,113	368,545
		Budgeted Headcount by Year:	3.8	4.05	4.25	4.25

Town of North Hempstead
General Fund
Full Time - Salary Listing (Salaries do not include Longevity and CPO Earnings)

Dept #	Department	Title (Number of Positions)	Preliminary Budget 2025	Adopted Budget 2024	Actual 2023	Actual 2022
<i>Department of Information Technology</i>						
1680	Info Tech Administration	COMM INFO TECHNOLOGY	147,880			
		DEP COMM INFO TECHNOLOGY	78,000			
		INFO TECH AIDE 2	63,576			
		INFO TECH MANAGER (2)	275,486			
		INFO TECH SPEC 2 (3)	298,118			
		INFO TECH SPEC 3	105,893			
		Subtotal:	968,953	871,593	889,577	839,459
		Budgeted Headcount by Year:	9	9	8.5	8
<i>311 Call Center</i>						
1480	311 Call Center	COMMISSIONER OF 311	134,371			
		SEC COMM INFO TECHNOLOGY	46,351			
		SEC COUNCILMAN (3)	186,841			
		Subtotal:	367,563	360,356	361,176	336,685
		Budgeted Headcount by Year:	5	5	5	5
<i>Department of Parks & Recreation</i>						
7020	Administration	ADMINISTRATIVE OFFICER 1	83,036			
		ASSISTANT COORDINATOR COMMUNITY YOUTH SERVICES	48,699			
		ASST TO COMM P&R CULT DEV	109,875			
		ASST TO COMM P&R FOR ADMI	122,679			
		BUYER TRAINEE	63,644			
		CLERK TYPIST 1	69,213			
		COMM PARKS & REC	143,513			
		DEP COMM PARKS & REC (2)	226,776			
		LAW CLERK	104,958			
		RECREATION AIDE	78,728			
		RECREATION LEADER	79,695			
		SUPERINTENDENT OF PARKS	128,922			
		Subtotal:	1,259,738	1,132,619	1,195,731	1,131,604
		Budgeted Headcount by Year:	12.67	12.67	14	13
7110	Clark Mem Bot Garden	FLORIST 1	58,780			
		GROUNDSKEEPER 1 (2)	135,902			
		HORTICULTURIST	94,289			
		LABORER 1	53,655			
		Subtotal:	342,626	375,694	404,344	390,649
		Budgeted Headcount by Year:	5	6	7	6
7111	Satellite Parks	EQUIPMENT OPERATOR 2	64,909			
		GROUNDSKEEPER 1	72,297			
		GROUNDSKEEPER 11	70,717			
		GROUNDSKEEPER 2 (3)	289,726			
		LABOR SUPERVISOR 2	110,927			
		LABORER 1	53,655			
		LABORER 2 (4)	249,393			
		MAINT MECH 1	67,308			
		MAINT MECHANIC TRAINEE	58,109			
		RECREATION AIDE	53,655			
		Subtotal:	1,090,696	887,753	917,490	803,254
		Budgeted Headcount by Year:	15	13	12	12
7112	Parks Trade Crew	MAINT CARPENTER	80,179			
		MAINT ELECTRICIAN	90,425			
		MAINT MECH 1	58,463			
		MAINT MECH TRAINEE/Mechanic 1	58,463			
		MAINT PLUMBER SUPV	81,349			
		PARK CONSTRUCTION COORD	125,805			
		Subtotal:	494,684	541,107	503,480	417,813
		Budgeted Headcount by Year:	6	7	6	5

Town of North Hempstead
General Fund
Full Time - Salary Listing (*Salaries do not include Longevity and CPO Earnings*)

Dept #	Department	Title (Number of Positions)	Preliminary Budget 2025	Adopted Budget 2024	Actual 2023	Actual 2022
<i>Department of Parks & Recreation Continued</i>						
7136	Parks Vehicle Repair Facility	EQUIPMENT SUPERVISOR	100,636			
		AUTO MECHANIC	81,719			
		Subtotal:	182,355	165,595	174,222	189,911
		Budgeted Headcount by Year:	2	2	3	2
7141	YWC Community Center	BLDG MAINT SUPERVISOR 1	106,599			
		COMMUNITY YOUTH SERVICES GROUP WORKER 2	58,780			
		EXECUTIVE DIRECTOR	100,000			
		LABORER 1 (3)	165,568			
		MAINT CARPENTER	73,082			
		MAINT CARPENTER SUPV	110,419			
		MAINT MECHANIC 1	61,412			
		RECREATION AIDE (7)	391,446			
		RECREATION LEADER	41,008			
		RECREATION SUPERVISOR	77,841			
		Subtotal:	1,186,155	915,720	779,903	632,606
		Budgeted Headcount by Year:	17.75	15.33	14.33	12
7181	Tully Park	BLDG MAINT SUPERVISOR 1	115,569			
		COMMUNITY YOUTH SERVICES GROUP WORKER 1	40,241			
		GROUNDSKEEPER 2	97,592			
		LABORER 1 (9)	502,650			
		LABORER 2 (3)	174,694			
		RECREATION AIDE	54,677			
		RECREATION LEADER	41,727			
		RECREATION SUPERVISOR	50,738			
		SUPERINTENDENT OF RECREATION	103,609			
		Subtotal:	1,181,498	911,031	872,532	816,065
		Budgeted Headcount by Year:	18.08	14.67	16.33	15
7182	Manorhaven Park	GROUNDSKEEPER 1	71,571			
		LABORER 1 (4)	227,924			
		LABORER 2 (2)	140,852			
		PARK SUPERVISOR 1	97,347			
		RECREATION AIDE	20,864			
		Subtotal:	558,558	487,345	491,408	412,947
		Budgeted Headcount by Year:	8.33	8.00	7.33	6
7183	NH Beach Park	EQUIPMENT OPERATOR 2	64,244			
		EQUIPMENT OPERATOR 3	87,291			
		LABORER 1 (3)	181,377			
		LABORER 2 (4)	251,590			
		MAINT MECH TRAINEE/Mech 1	59,642			
		PARK SUPERVISOR	87,365			
		RECREATION LEADER 1	24,350			
		Subtotal:	755,859	677,749	698,470	751,176
		Budgeted Headcount by Year:	11.33	11.33	11.33	10.42
7185	Whitney PP/Man. Val. PK.	COMMUNITY YOUTH SERVICES GROUP WORKER 1	13,414			
		GROUNDSKEEPER 1 (2)	103,275			
		GROUNDSKEEPER 2	93,246			
		LABORER 1 (2)	107,310			
		LABORER 2 (2)	160,275			
		MAINT MECH TRAINEE	62,093			
		MAINT MECHANIC 1	61,412			
		RECREATION LEADER	13,669			
		Subtotal:	614,694	593,566	623,359	516,394
		Budgeted Headcount by Year:	9.75	9.83	7.83	8
7200	Parks Public Safety	PUBLIC SAFETY OFFICER 1 (12)	745,482			
		PUBLIC SAFETY OFFICER 2 (3)	207,826			
		PUBLIC SAFETY OFFICER 4 (1)	105,915			
		Subtotal:	1,059,223	884,003	820,395	764,923
		Budgeted Headcount by Year:	16	15	14	13
<i>Department of Parks & Recreation Total:</i>			121.91	114.83	113.15	102.42
<i>Department of Public Safety</i>						
3010	Administration	CLERK TYPIST 2	66,129			
		DEP COMM PUBLIC SAFETY	110,452			
		COMM PUBLIC SAFETY	140,000			
		Subtotal:	316,581	316,962	325,081	305,774
		Budgeted Headcount by Year:	3	3	3	3
3510	Animal Shelter	ANIMAL WARDEN (4)	302,672			
		DIRECTOR ANIMAL SHELTER	101,211			
		KENNEL ATTENDANT (4)	271,868			
		VET TECH	64,014			
		Subtotal:	739,765	660,798	604,467	544,766
		Budgeted Headcount by Year:	10	10	9	9
3989	Harbor Patrol	BAY CONSTABLE 2	107,593			
		BAY CONSTABLE 1	90,417			
		LABORER 1	58,774			
		Subtotal:	256,784	233,426	243,149	228,874
		Budgeted Headcount by Year:	3	3	3	3
3990	Emergency Mangement Svs.	SAFETY COORDINATOR	145,022			
		Subtotal:	145,022	132,273	138,238	130,497
		Budgeted Headcount by Year:	1	1	1	1
<i>Department of Public Safety Total:</i>			17	17	16	16

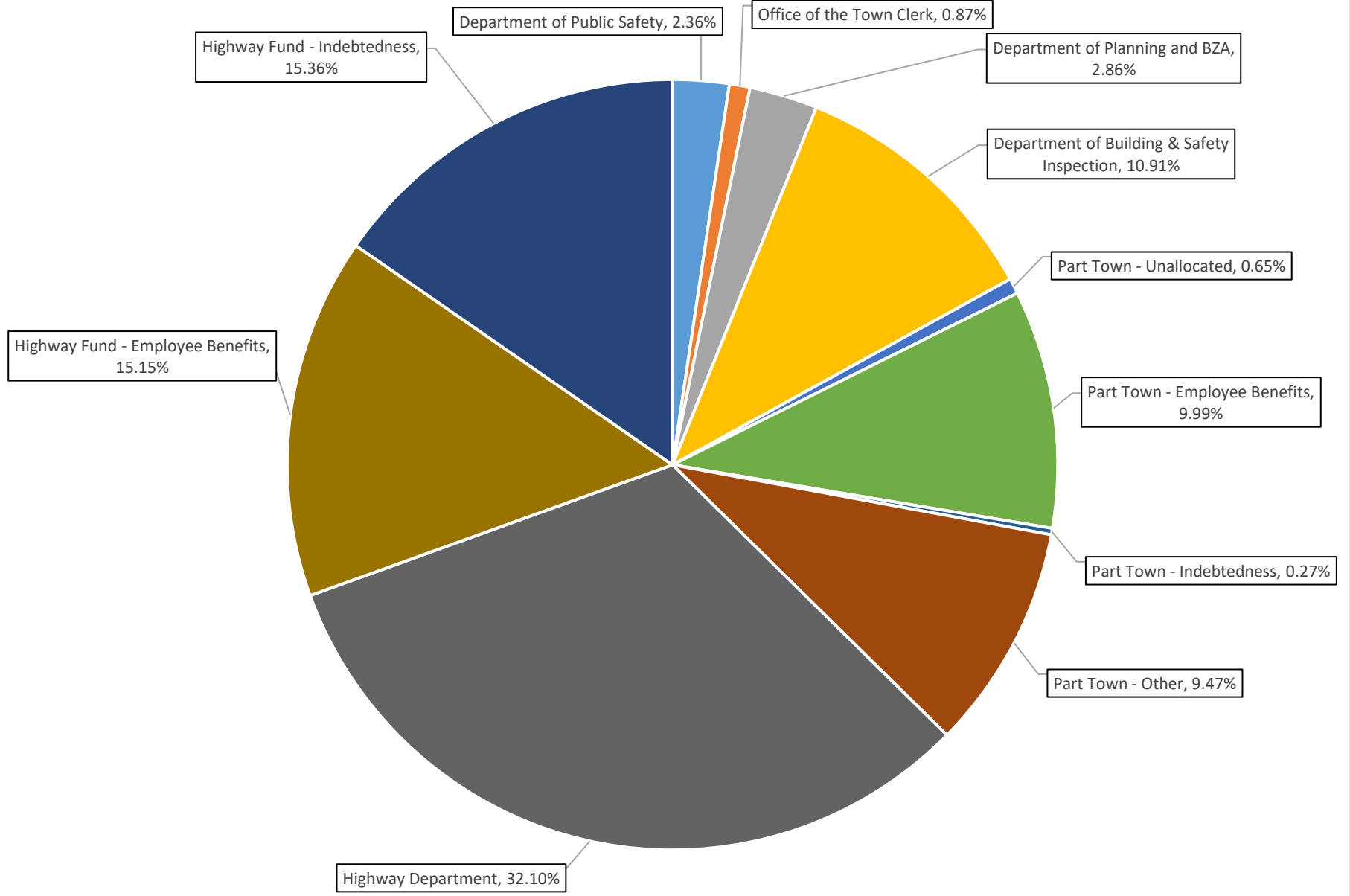
Town of North Hempstead
General Fund
Full Time - Salary Listing (*Salaries do not include Longevity and CPO Earnings*)

Dept #	Department	Title (Number of Positions)	Preliminary Budget 2025	Adopted Budget 2024	Actual 2023	Actual 2022
<i>Department of Public Works</i>						
1490	Administration	ARCHITECT	169,942			
		COMM PUBLIC WORKS	167,000			
		Subtotal:	336,942	309,163	161,368	150,336
		Budgeted Headcount by Year:	2	2	2	2
1440	Engineering	CIVIL ENGINEER 3	163,003			
		CIVIL ENGINEER 1	126,724			
		ASST TO COMM P WKS FOR ADM	133,101			
		Subtotal:	422,828	459,878	404,385	382,124
		Budgeted Headcount by Year:	3	4	4	4
<i>Department of Public Works Total:</i>						
			5	6	6	6
<i>Solid Waste Management Division</i>						
8161	Administration	SEC EXEC DIRECTOR SWMA	79,550			
		SR S W DISP FAC SUPV	114,089			
		COMM SOLID WASTE MANAGEMENT	143,897			
		SECRETARY SWMA	68,340			
		Subtotal:	405,876	384,798	386,295	424,945
		Budgeted Headcount by Year:	4	4	5	5
8163	Leachate	S W DISP FAC ATTENDANT	62,002			
		LABORER 1	55,486			
		Subtotal:	117,488	104,356	131,509	133,381
		Budgeted Headcount by Year:	2	2	2	2
8165	Scale	SENIOR MAINTAINER	94,371			
		WEIGHER	70,897			
		Subtotal:	165,268	202,504	158,949	143,917
		Budgeted Headcount by Year:	2	3	3	2
8167	Plants & Grounds	SENIOR MOTOR EQUIPMENT OPERAT	89,669			
		LABOR SUPERVISOR	73,661			
		S W DISP FAC ATTENDANT (3)	187,778			
		Subtotal:	351,108	317,722	329,247	307,347
		Budgeted Headcount by Year:	5	5	5	5
<i>Solid Waste Management Division Total:</i>						
			13	14	15	14
<i>Office of the Receiver of Taxes</i>						
1330	Receiver of Taxes	ADMINISTRATIVE OFFICER 1 (2)	167,797			
		COMMUNITY LIASON AIDE	67,631			
		DEP RECEIVER OF TAXES (2)	210,425			
		FINANCIAL SYSTEMS ADMINISTRATOI	100,349			
		RECEIVER OF TAXES	115,000			
		RES ASST TO TOWN BOARD (2)	151,722			
		SEC RECEIVER OF TAXES	62,000			
		SR CITIZEN PROG DEV AIDE	55,884			
		TAX CASHIER 1 (3)	227,881			
		Subtotal:	1,158,689	1,079,159	1,182,843	1,078,467
		Budgeted Headcount by Year:	14	14	14	14
<i>Office of the Town Supervisor</i>						
1220	Supervisor	ADMIN ASST TO SUPERVISOR (3)	224,360			
		DEP SUPERVISOR	193,800			
		DIR OF FINANCE	160,000			
		EXEC ASSIST TO SUPERVISOR	74,154			
		SEC COMM PLANNING & DEV	90,000			
		SEC SUPERVISOR	56,937			
		SUPERVISOR	133,000			
		Subtotal:	932,251	932,251	798,682	747,419
		Budgeted Headcount by Year:	9	9	9	8
1341	Finance	GRANTS TECHNICIAN	106,631			
		DIR OF GOVERNMENTAL RES	147,112			
		Subtotal:	253,743	229,468	241,543	222,519
		Budgeted Headcount by Year:	2	2	2	2
1345	Purchasing	BUYER	77,024			
		PROCUREMENT COORDINATOR	108,763			
		BUYER TRAINEE	69,928			
		SEC COMM FINANCE	120,000			
		Subtotal:	375,715	391,055	338,362	303,063
		Budgeted Headcount by Year:	4	5	5	3.7
6420	Business & Tourism					
		Subtotal:	0	27,500	0	0
		Budgeted Headcount by Year:	0	0.25	0.25	0.25
1481	Public Information	COMMUNITY LIAISON AIDE	73,265			
		PHOTOGRAPHIC SPECIALIST	86,497			
		SEC COMM ADM SERV	80,000			
		PUBLIC INFO OFFICER	140,000			
		ADMIN ASST TO SUPERVISOR	65,000			
		Subtotal:	444,762	399,707	363,252	341,660
		Budgeted Headcount by Year:	5	5	5	5
<i>Office of the Town Supervisor Total:</i>						
			20	21.25	21.25	18.95

Town of North Hempstead
General Fund
Full Time - Salary Listing (Salaries do not include Longevity and CPO Earnings)

Dept #	Department	Title (Number of Positions)	Preliminary Budget 2025	Adopted Budget 2024	Actual 2023	Actual 2022
<i>Office of the Town Attorney</i>						
1420	Town Attorney	CHIEF RESEARCH ASST	50,000			
		DEP TOWN ATTORNEY (7)	704,095			
		SEC COMM PUBLIC SAFETY	65,000			
		SEC COUNCILMAN	69,284			
		SEC TOWN ATTORNEY	65,291			
		TOWN ATTORNEY	185,000			
		Subtotal:	1,138,670	1,160,210	1,077,535	1,034,332
		Budgeted Headcount by Year:	11.4	11.8	11.8	10.8
<i>Town Board</i>						
1010	Town Board	ADMIN ASST TO TOWN BOARD (6)	409,840			
		COUNCILPERSON (6)	294,000			
		Subtotal:	703,840	1,194,757	1,179,505	1,075,282
		Budgeted Headcount by Year:	12	16	16	12
<i>Office of the Town Clerk</i>						
1410	Town Clerk	ACCOUNTANT 4	96,020			
		ADMINISTRATIVE ASSISTANT	77,270			
		CLERK TYPIST 1 (2)	113,156			
		CLERK TYPIST 2	89,133			
		DEP TOWN CLERK (2)	217,960			
		SEC TOWN CLERK	66,086			
		TOWN CLERK	105,000			
		Subtotal:	764,625	712,539	679,135	645,897
		Budgeted Headcount by Year:	9	9	9	8
1011	TB Meeting Admin	CLERK TYPIST 1	62,075			
		Subtotal:	62,075	55,515	57,986	0
		Budgeted Headcount by Year:	1	1	1	1
1460	Records Mgt. Officer	CLERK-LABORER/M.D.	61,951			
		RES ASST TO SUPERVISOR	68,674			
		Subtotal:	130,625	117,836	120,564	143,102
		Budgeted Headcount by Year:	2	2	2	3
		<i>Office of the Town Clerk Total:</i>	12	12	12	12
		Total General Fund:	282.11	285.93	283.95	265.01
	Total Longevity Pay in General Fund	21,000				
	Total Certified Pool Operator Benefit Expense	24,800				

2025 PRELIMINARY TOWN OUTSIDE VILLAGE BUDGET OPERATING EXPENSES



Town Outside Village Fund (TOV)	Preliminary Budget 2025	Adopted Budget 2024	Actual 2023	Actual 2022
SUMMARY & TAX LEVY				
Total Budgeted/Actual Expenses	44,800,688	46,283,344	39,831,021	41,007,455
Fund Balance - Ending			22,343,494	22,418,401
	<u>44,800,688</u>	<u>46,283,344</u>	<u>62,174,515</u>	<u>63,425,856</u>
Total Budgeted/Actual Revenues	15,398,107	11,516,468	11,316,970	12,437,968
Amount Raised by Taxation (Budget/Actual)	25,173,778	25,173,778	27,970,910	27,970,841
DIRECT ASSESSMENT TOTAL (LIPA Settlement Schedule Payments)	211,107	384,076	468,235	
Fund Balance - Beginning			22,418,401	23,017,046
Appropriated Fund Balance	4,017,696	9,209,022		
Total Budgeted Revenues & Taxation	<u>44,800,688</u>	<u>46,283,344</u>	<u>62,174,515</u>	<u>63,425,856</u>
TAX LEVY				
CLASS I-RESIDENTIAL PROPERTIES				
Rate Determining				
Taxable Valuation	20,561,029	18,779,472	17,358,711	15,410,852
Tax Rate Per 100	80.550	88.831	106.3327026	118.238
Tax Levy	<u>16,561,841</u>	<u>16,682,064</u>	<u>18,457,987</u>	<u>18,221,445</u>
CLASS II-RESIDENTIAL PROPERTIES				
Rate Determining				
Taxable Valuation	1,947,449	2,038,812	1,938,062	1,689,539
Tax Rate Per 100	16.054	15.615	18.41734557	21.204
Tax Levy	<u>312,636</u>	<u>318,365</u>	<u>356,940</u>	<u>358,242</u>
CLASS III-UTILITY PROPERTIES				
Rate Determining				
Taxable Valuation	3,316,995	2,784,960	2,345,906	2,657,747
Tax Rate Per 100	49.740	46.987	60.27137942	62.328
Tax Levy	<u>1,649,889</u>	<u>1,308,556</u>	<u>1,413,910</u>	<u>1,656,517</u>
CLASS IV-ALL OTHER PROPERTIES				
Rate Determining				
Taxable Valuation	25,120,732	25,769,121	24,939,084	23,577,521
Tax Rate Per 100	26.470	26.640	31.04393767	32.805
Tax Levy	<u>6,649,412</u>	<u>6,864,794</u>	<u>7,742,074</u>	<u>7,734,637</u>
Total Taxable Valuation	<u>50,946,205</u>	<u>49,372,365</u>	<u>46,581,763</u>	<u>43,335,659</u>
Total Levy	<u>25,173,778</u>	<u>25,173,778</u>	<u>27,970,910</u>	<u>27,970,841</u>

Town Outside Village Fund (TOV)		Preliminary Budget 2025	Adopted Budget 2024	Actual 2023	Actual 2022
Page #	Budget Summary				
	Expense Total by Department				
	Fund - B (Part Town)				
4	Department of Public Safety	1,057,807	1,073,784	843,725	835,788
5	Office of the Town Clerk	391,256	343,192	313,859	309,267
6	Department of Planning and BZA	1,279,752	1,238,507	1,228,207	1,203,012
7	Department of Building & Safety Inspection	4,888,748	4,572,251	4,627,045	4,438,163
9	Part Town - Unallocated	291,836	291,729	208,698	201,884
9	Part Town - Employee Benefits	4,472,948	4,181,646	3,575,453	3,567,256
9	Part Town - Indebtedness	121,278	96,829	96,384	96,358
9	Part Town - Other	4,243,170	3,812,076	3,159,279	2,651,045
	Total B Fund (Part Town) Budgeted/Actual Expenses:	16,746,795	15,610,014	14,052,650	13,302,772
	Fund - DA (Highway)				
11	Improvements	221,000	3,471,000	2,096,398	136,965
11	Yards & Garages	4,962,472	4,494,117	4,490,457	4,055,449
11	Snow Removal	1,092,000	1,082,000	159,033	655,589
11	Vehicle Repair Facility	1,241,648	1,047,385	1,014,393	861,790
12	Administration	533,573	528,570	485,112	3,557,564
12	General Repairs	1,458,500	2,411,000	1,165,277	1,252,272
13	Sign Shop	536,207	550,180	374,197	408,014
13	Traffic Safety	78,607	79,558	81,860	76,022
13	Public Work Building	272,581	334,487	292,022	269,660
13	Public Works General Maintenance	256,633	294,471	166,098	174,609
14	Other Transportation	3,693,375	3,532,472	3,474,557	3,351,047
14	Highway Fund - Employee Benefits	6,788,411	6,015,411	5,392,572	5,413,624
14	Highway Fund - Indebtedness	6,883,886	6,797,678	6,551,394	6,457,077
14	Interfund Transfer - Other	35,000	35,000	35,000	1,035,000
	Total DA Fund (Highway) Budgeted/Actual Expenses:	28,053,893	30,673,329	25,778,371	27,704,683
	Total TOV Expenses:	44,800,688	46,283,343	39,831,021	41,007,455

Town Outside Village Fund (TOV)	Preliminary Budget 2025	Adopted Budget 2024	Actual 2023	Actual 2022
---------------------------------	----------------------------	------------------------	-------------	-------------

Fund - B (Part Town)

Budgeted/Actual Revenues

1081 PAYMENT IN LIEU OF TAXES	150,400	129,214	129,214	131,919
1081.001 PAYMENT IN LIEU OF TAXES LIPA	390,000	411,015	411,015	433,490
1090 PROPERTY TAX-INTEREST &PENALTIES	500	-	668	766
1170 FRANCHISE LICENSES	57,000	57,000	57,000	57,000
1520 PARKING ENFORCEMENT	512,000	512,000	467,289	431,156
1520.001 PARKING ENFORCEMENT - ACCESSIBLE PARKING SURCHARGE	-	3,000	-	-
1603 REGISTRAR	420,000	415,000	446,890	438,560
2110 ZONING FEES	185,500	130,000	190,100	186,050
2401 INTEREST EARNED	250,000	120,000	256,012	15,297
2555 BUILDING PERMITS	4,654,000	4,654,000	4,499,110	5,244,722
2610 COURT FINES	3,650,000	125,000	87,398	110,080
2665 SALE OF EQUIPMENT	-	-	-	-
2680 RECOVERY OF DAMAGE TO TOWN PRPTY	-	-	1,698	-
2701 REFUND OF PRIOR YEAR EXPENDITURE	-	-	21,138	4
2770 OTHER UNCLASSIFIED REVENUE	-	-	(42)	49
2801 INTERFUND REVENUE	-	-	-	-
3910 STATE AID -ENVIRONMENTAL CONSERV	-	-	-	-
3960 STATE AID, EMERGENCY DISASTER ASSISTANCE	-	-	-	58
4089 FEDERAL AID	-	-	-	-
4960 FEDERAL AID, EMERGENCY DISASTER ASSISTANCE	-	-	-	525
5031.007 INTERFUND TRANSFER DEBT SVC PREMIUM-BAN	-	-	-	206
5031.008 INTERFUND TRANSFER CAP PROJ INTEREST	45,611	25,501	-	-
Total B Fund (Part Town) Budgeted/Actual Revenues:	10,315,011	6,581,730	6,567,490	7,049,881

Town Outside Village Fund (TOV)	Preliminary Budget 2025	Adopted Budget 2024	Actual 2023	Actual 2022
Department of Public Safety				
B.06.3120.Parking Enforcement				
1000 PERSONAL SERVICES	258,030	274,221	257,119	232,908
1200 SEASONAL AND PART TIME	74,000	67,650	30,884	25,741
1300 OVERTIME	65,000	50,000	50,785	53,194
1400 NIGHT DIFFERENTIAL	14,000	10,000	7,830	7,764
Subtotal:	411,030	401,871	346,619	319,608
2000 CAPITAL OUTLAY AND EQUIPMENT	2,000	1,560	-	-
4010 STATIONERY & PRINTING	7,200	5,000	3,671	3,279
4660 UNIFORMS & LAUNDRY	8,000	7,800	2,138	2,551
4670 GAS AND OIL	5,000	5,000	3,434	3,860
4715 Services Rendered by Other Funds	3,000	3,000	337	853
4752 R & M - OPERATING EQUIPMENT	5,000	5,000	3,310	2,795
Subtotal:	30,200	27,360	12,889	13,338
B.06.3120.Parking Enforcement Total:	441,230	429,231	359,509	332,946
B.06.3625.Code Enforcement				
1000 PERSONAL SERVICES	497,577	536,353	438,095	454,371
1200 SEASONAL AND PART TIME	20,000	20,000	9,524	2,952
1300 OVERTIME	30,000	20,000	8,432	19,887
1400 NIGHT DIFFERENTIAL	20,000	20,000	3,066	1,568
Subtotal:	567,577	596,353	459,117	478,778
4010 STATIONERY & PRINTING	1,200	1,200	892	665
4450 CONFERENCES, SEMINARS & MEETINGS	2,400	2,400	661	-
4660 UNIFORMS & LAUNDRY	13,000	10,000	3,499	3,587
4670 GAS AND OIL	5,000	7,200	5,632	6,740
4715 Services Rendered by Other Funds	9,000	9,000	296	242
4751 R & M - OFFICE EQUIPMENT	400	400	289	72
4752 R & M - OPERATING EQUIPMENT	7,200	7,200	2,375	2,918
4970 OTHER OPERATING EXPENSES	10,800	10,800	11,456	9,840
Subtotal:	49,000	48,200	25,100	24,064
B.06.3625.Code Enforcement Total:	616,577	644,553	484,217	502,842
Department of Public Safety (TOV) Total:	1,057,807	1,073,784	843,725	835,788

Town Outside Village Fund (TOV)	Preliminary Budget 2025	Adopted Budget 2024	Actual 2023	Actual 2022
---------------------------------	----------------------------	------------------------	-------------	-------------

Office of the Town Clerk

B.13.4020.Registrar of Vital Statistics

1000 PERSONAL SERVICES	327,318	297,834	280,573	271,908
1200 SEASONAL AND PART TIME	28,800	27,500	19,199	22,816
1300 OVERTIME	12,280			
Subtotal:	368,398	325,334	299,772	294,725
4010 STATIONERY & PRINTING	12,000	10,000	9,153	11,035
4040 OFFICE SUPPLIES	3,500	2,000	1,976	693
4054 SOFTWARE SUPPORT	4,858	2,908	2,908	2,500
4080 PHOTOGRAPH MATERIALS	-	150	-	-
4531 EMPLOYEE TRAINING PROGRAMS	500	300	-	-
4751 R & M - OFFICE EQUIPMENT	2,000	2,500	51	315
Subtotal:	22,858	17,858	14,087	14,543
B.13.4020.Registrar of Vital Statistics Total:	391,256	343,192	313,859	309,267

*** 2025 budget includes \$33,000 of stipends for registrars and night registrars in line 1000 - personal services

Town Outside Village Fund (TOV)	Preliminary Budget 2025	Adopted Budget 2024	Actual 2023	Actual 2022
Department of Planning and BZA				
B.31.8020.Planning Administration				
1000 PERSONAL SERVICES	882,658	858,733	891,905	848,054
1200 SEASONAL AND PART TIME	-	-	-	-
1300 OVERTIME	10,000	-	527	44
Subtotal:	892,658	858,733	892,432	848,098
4030 BOOKS AND PUBLICATIONS	150	100	-	93
4040 OFFICE SUPPLIES	400	250	1,359	201
4370 SURVEYS, MAPS AND SPECIAL REPORTS	16,900	16,900	16,900	16,900
4380 REPORTS OF HEARINGS, TRANSCRIPTS	3,500	3,500	3,752	1,405
4410 LEGAL NOTICES	1,500	1,500	1,313	699
4429.003 PROFESSIONAL SERVICES CONSULTANTS	500	-	(1,494)	22,632
4450 CONFERENCES, SEMINARS & MEETINGS	8,000	4,500	3,120	4,431
4528 PLANNING & ZONING STUDIES	5,000	5,000	-	4,750
4751 R & M - OFFICE EQUIPMENT	600	250	-	-
Subtotal:	36,550	32,000	24,950	51,110
B.31.8020.Planning Administration Total:	929,208	890,733	917,382	899,208
B.32.8010.Board Members & Staff				
1000 PERSONAL SERVICES	105,159	103,097	103,392	98,965
1200 SEASONAL AND PART TIME	68,809	68,620	68,809	68,809
Subtotal:	173,968	171,717	172,201	167,774
4040 OFFICE SUPPLIES	500	500	213	-
4380 REPORTS OF HEARINGS, TRANSCRIPTS	30,000	40,000	17,721	19,214
4410 LEGAL NOTICES	35,000	35,000	18,444	21,375
4450 CONFERENCES, SEMINARS & MEETINGS	250	250	-	-
4751 R & M - OFFICE EQUIPMENT	1,000	1,250	-	-
Subtotal:	66,750	77,000	36,378	40,589
B.32.8010.Board Members & Staff Total:	240,718	248,717	208,579	208,363
B.31.8030.Environmental Facilities				
1000 PERSONAL SERVICES	109,826	99,057	101,956	95,441
1300 OVERTIME	-	-	290	-
Subtotal:	109,826	99,057	102,247	95,441
B.31.8030.Environmental Facilities Total:	109,826	99,057	102,247	95,441
Department of Planning and BZA Total:	1,279,752	1,238,507	1,228,207	1,203,012

Town Outside Village Fund (TOV)	Preliminary Budget 2025	Adopted Budget 2024	Actual 2023	Actual 2022
---------------------------------	----------------------------	------------------------	-------------	-------------

Department of Building & Safety Inspection

B.33.3620.Administration

1000 PERSONAL SERVICES	325,798	544,133	303,013	381,049
1300 OVERTIME	5,000	5,000	-	-
Subtotal:	330,798	549,133	303,013	381,049
4010 STATIONERY & PRINTING	1,000	1,000	-	-
4030 BOOKS AND PUBLICATIONS	200	200	-	-
4040 OFFICE SUPPLIES	8,000	8,000	5,724	5,501
4450 CONFERENCES, SEMINARS & MEETINGS	4,000	4,000	-	-
4670 GAS AND OIL	20,000	25,000	22,398	29,347
4715 SERVICES RENDERED BY OTHER FUNDS	1,000	1,000	887	578
4752 R & M - OPERATING EQUIPMENT	1,000	1,000	800	-
Subtotal:	35,200	40,200	29,810	35,427

B.33.3620.Administration Total: 365,998 589,333 332,823 416,474

B.33.3621.Building Inspection

1000 PERSONAL SERVICES	1,693,624	1,457,833	1,574,595	1,436,342
1300 OVERTIME	60,000	60,000	60,922	53,478
Subtotal:	1,753,624	1,517,833	1,635,516	1,489,820
4010 STATIONERY & PRINTING	100	100	-	-
4299 RENTALS-MISC.	50	50	-	-
4450 CONFERENCES, SEMINARS & MEETINGS	4,000	4,000	3,300	2,795
4660 UNIFORMS & LAUNDRY	15,000	12,000	7,211	7,011
4715 SERVICES RENDERED BY OTHER FUNDS	4,000	4,000	222	-
4752 R & M - OPERATING EQUIPMENT	10,000	10,000	18,563	(1,185)
4970 OTHER OPERATING EXPENSES	1,000	1,000	828	-
Subtotal:	34,150	31,150	30,124	8,621

B.33.3621.Building Inspection Total: 1,787,774 1,548,983 1,665,641 1,498,441

B.33.3622.Plans Examination

1000 PERSONAL SERVICES	2,135,288	1,918,791	2,080,315	1,946,732
1300 OVERTIME	85,000	83,000	75,344	67,185
Subtotal:	2,220,288	2,001,791	2,155,659	2,013,918
4010 STATIONERY & PRINTING	1,100	1,100	520	-
4030 BOOKS AND PUBLICATIONS	100	100	-	-
4040 OFFICE SUPPLIES	100	100	-	-
4751 R & M - OFFICE EQUIPMENT	100	100	-	-
Subtotal:	1,400	1,400	520	-

B.33.3622.Plans Examination Total: 2,221,688 2,003,191 2,156,179 2,013,918

Town Outside Village Fund (TOV)	Preliminary Budget 2025	Adopted Budget 2024	Actual 2023	Actual 2022
Department of Building & Safety Inspection (continued)				
B.33.3623.Rentals, Licenses & Enforcement				
1000 PERSONAL SERVICES	372,373	308,314	328,861	383,949
1300 OVERTIME	17,500	17,500	17,986	10,088
Subtotal:	389,873	325,814	346,847	394,036
4010 STATIONERY & PRINTING	50	50	-	-
4080 PHOTOGRAPH MATERIALS	50	50	-	-
4751 R & M - OFFICE EQUIPMENT	50	50	-	-
4970 OTHER OPERATING EXPENSES	200	200	-	-
Subtotal:	350	350	-	-
B.33.3623.Rentals, Licenses & Enforcement Total:	390,223	326,164	346,847	394,036
B.33.3626.Licensing Board				
1000 PERSONAL SERVICES	87,065	78,580	82,788	75,816
1200 SEASONAL AND PART TIME	25,000	22,000	26,671	26,100
1300 OVERTIME	10,000	3,000	16,097	12,538
Subtotal:	122,065	103,580	125,556	114,453
4010 STATIONERY & PRINTING	1,000	1,000	-	839
Subtotal:	1,000	1,000	-	839
B.33.3626.Licensing Board Total:	123,065	104,580	125,556	115,292
Department of Building & Safety Inspection Total:	4,888,748	4,572,251	4,627,045	4,438,163
Total Part Town Allocated Expenses:	7,617,563	7,227,734	7,012,837	6,786,229

Town Outside Village Fund (TOV)	Preliminary Budget 2025	Adopted Budget 2024	Actual 2023	Actual 2022
Part Town - Unallocated				
B.00.9999.Unallocated				
4200 MANDATORY DRUG TESTING	400	400	198	170
4261 INSURANCE, FIRE & LIABILITY ETC.	140,279	141,550	110,365	96,564
4292 RENTAL - BUILDINGS	77,031	75,696	74,214	77,849
4400 CONTINGENCY	50,000	50,000	-	-
4429 PROFESSIONAL SERVICES	5,000	5,000	4,940	4,700
4429.001 PROFESSIONAL SERVICES AUDITOR	19,126	19,083	18,980	22,601
B.00.9999.Unallocated Total:	291,836	291,729	208,698	201,884
Part Town - Employee Benefits				
8010 STATE RETIREMENT	1,204,232	1,129,485	815,821	845,154
8011 NYS EMPL RETIREMENT DEFERRAL REPAYMENT	-	-	36,220	149,361
8030 SOCIAL SECURITY TXS-EMPLOYER	536,366	481,000	506,871	489,832
1980 MTA PAYROLL TAX EMPLOYEE BENEFIT	24,956	14,000	18,077	14,079
8040 WORKERS COMP	113,897	219,468	178,225	193,092
8040.002 WORKERS COMP ADMIN FEES	5,333	5,369	4,755	5,056
8050 UNEMPLOYMENT EXPENSES	2,500	3,000	-	-
8055 DISABILITY INSURANCE	200	200	-	-
8061 HEALTH	2,425,301	2,182,435	1,910,300	1,725,000
8062 DENTAL	90,000	90,000	44,992	83,173
8063 OPTICAL	6,700	6,700	6,117	6,174
4525 CSEA LEGAL FEES	6,311	4,988	4,750	4,860
8064 HEALTH & MEDICAL REIMB.	57,150	45,000	49,325	51,475
Total Employee Benefits:	4,472,948	4,181,646	3,575,453	3,567,256
Part Town - Indebtedness				
9901.737 INTERFUND TRANSFER INTEREST - BANS	-	-	-	-
Bond Anticipation Notes (BANs) Total:	-	-	-	-
9901.716 INTERFUND TRANSFER PRINCIPAL S.B.	80,889	68,168	64,455	61,693
9901.716 INTERFUND TRANSFER INTEREST S.B.	40,389	28,661	31,929	34,665
Serial Bonds Total:	121,278	96,829	96,384	96,358
Total Indebtedness	121,278	96,829	96,384	96,358
Other				
4429 PROFESSIONAL SERVICES	-	-	116	104
4980 ADMINISTRATIVE CHARGE	4,243,170	3,812,076	3,055,669	2,650,941
9901.200 INTERFUND TRANSFER CAPITAL	-	-	103,494	-
Total Other:	4,243,170	3,812,076	3,159,279	2,651,045
Total Part Town:	16,746,795	15,610,014	14,052,650	13,302,772

Town Outside Village Fund (TOV)	Preliminary Budget 2025	Adopted Budget 2024	Actual 2023	Actual 2022
Fund - DA (Highway)				
Budgeted/Actual Revenues				
1001.001 REAL PROPERTY TAXES RESTORED PROPERTY TAXES	30,000	50,000	60,739	38,649
1081 PAYMENT IN LIEU OF TAXES	429,000	425,113	425,113	401,336
1081.001 PAYMENT IN LIEU OF TAXES LIPA	1,111,636	1,352,150	1,352,150	1,318,661
1090 PROPERTY TAX-INTEREST &PENALTIES	2,250	500	2,197	2,331
2012 CONCESSION FEES	-	-	160	88
2300 TRANSPORTATION SVCS-OTHER GOVTS	15,000	15,000	16,216	45,227
2401 INTEREST EARNED	325,000	55,000	299,812	19,287
2410 RENTAL OF REAL PROPERTY	71,000	64,000	70,879	65,958
2650 RECYCLING -ALL OTHER	1,000	500	1,881	192
2665 SALE OF EQUIPMENT	35,000	35,000	95,193	153,909
2680 RECOVERY OF DAMAGE TO TOWN PRPTY	-	-	5,954	61,174
2701 REFUND OF PRIOR YEAR EXPENDITURE	-	20,000	-	162
2770 OTHER UNCLASSIFIED REVENUE	-	-	10,267	-
2771 MISCELLANEOUS PERMITS	500,000	475,000	452,930	588,750
2801 INTERFUND REVENUES	50,000	50,000	59,955	62,556
3502 CONSOLIDATED HWY AID -CAPITAL	1,489,394	1,491,483	1,271,824	1,160,825
3960 STATE AID, EMERGENCY DISASTER ASSISTANCE	-	-	-	40,418
4960 FEDERAL AID, EMERGENCY DISASTER ASSISTANCE	-	-	-	287,235
5031.005 INTERFUND TRANSFER T.O. SPECIAL DISTRICTS	239,560	239,985	240,207	314,910
5031.007 INTERFUND TRANSFER DEBT SVC PREMIUM	1,331	138,070	215,588	75,300
5031.008 INTERFUND TRANSFER CAP PROJ INTEREST	670,449	410,079	30,000	150,000
5031.009 INTERFUND TRANSFER CAPITAL PROJECTS	-	-	-	-
5031.010 INTERFUND TRANSFER DEBT SERVICE	112,477	112,858	138,415	601,120
Total DA Fund (Highway) Budgeted/Actual Revenues:	5,083,096	4,934,738	4,749,480	5,388,088

Town Outside Village Fund (TOV)	Preliminary Budget 2025	Adopted Budget 2024	Actual 2023	Actual 2022
---------------------------------	----------------------------	------------------------	-------------	-------------

Department of Highways

DA.07.5112.Improvements

4740 T.P.S-OPERATING EQUIPMENT	115,000	115,000	85,088	60,568
4744 T.P.S - HIGHWAY MAINTENANCE	30,000	30,000	24,064	27,519
4771 BITUMINOUS	72,000	72,000	50,859	48,879
4772 STONE & SAND	4,000	4,000	-	-
4930.006 CONTRACTUAL SERVICES PAVING		2,000,000	1,936,387	-
4930.003 CONTRACTUAL SERVICES CONCRETE SIDEWALK & ROADS		1,000,000	-	-
4930.004 CONTRACTUAL SERVICES BEAUTIFICATION		250,000	-	-
DA.07.5112.Improvements Total:	221,000	3,471,000	2,096,398	136,965

DA.07.5117.Highway Yards & Garages***

1000 PERSONAL SERVICES	4,478,972	4,040,617	4,053,394	3,736,008
1300 OVERTIME	430,000	400,000	387,870	288,979
1400 NIGHT DIFFERENTIAL	-	-	21	114
Subtotal:	4,908,972	4,440,617	4,441,284	4,025,100
4210 WATER	2,500	2,000	2,549	2,114
4220 HEATING/NATURAL GAS	10,000	10,000	3,474	10,409
4740 T.P.S-OPERATING EQUIPMENT	14,000	15,000	6,907	-
4743 T.P.S.-PLANT & GROUNDS	10,000	10,000	27,125	4,960
4752 R & M - OPERATING EQUIPMENT	2,000	2,500	769	-
8410 ELECTRICITY	15,000	14,000	8,349	12,866
Subtotal:	53,500	53,500	49,173	30,349
DA.07.5117.Highway Yards & Garages Total:	4,962,472	4,494,117	4,490,457	4,055,449

*** 2025 budget includes \$7,500 in stipends for PBS Class B Operators

DA.07.5142.Snow Removal

1300 OVERTIME	400,000	400,000	58,100	151,241
Subtotal:	400,000	400,000	58,100	151,241
2000 CAPITAL OUTLAY AND EQUIPMENT	25,000	25,000	-	-
4299 RENTALS-MISC. EQUIPMENT	67,000	67,000	-	-
4690 SAND, SALT ETC.	450,000	450,000	(35,751)	410,147
4715 SERVICES RENDERED BY OTHER FUNDS	10,000	-	9,105	14,813
4740 T.P.S-OPERATING EQUIPMENT	125,000	125,000	96,368	79,388
4752 R & M - OPERATING EQUIPMENT	15,000	15,000	31,212	-
Subtotal:	692,000	682,000	100,934	504,348
DA.07.5142.Snow Removal Total:	1,092,000	1,082,000	159,033	655,589

DA.07.5146.Vehicle Repair Facility

1000 PERSONAL SERVICES	981,148	811,885	803,072	710,523
1300 OVERTIME	100,000	90,000	78,323	46,113
Subtotal:	1,081,148	901,885	881,394	756,636
4220 HEATING/NATURAL GAS	15,000	15,000	11,439	13,192
4660 UNIFORMS & LAUNDRY	1,500	1,500	355	220
4670 GAS AND OIL	8,000	5,000	8,501	5,237
4743 T.P.S.-PLANT & GROUNDS	1,000	1,500	-	-
4745 T.P.S.-TIRES, TUBES ETC.	4,000	5,000	1,169	740
4752 R & M - OPERATING EQUIPMENT	60,000	60,000	47,272	18,328
4753 R & M - PLANT & GROUNDS	6,000	7,500	-	-
8410 ELECTRICITY	65,000	50,000	64,263	67,437
Subtotal:	160,500	145,500	132,999	105,154
DA.07.5146.Vehicle Repair Facility Total:	1,241,648	1,047,385	1,014,393	861,790

Town Outside Village Fund (TOV)	Preliminary Budget 2025	Adopted Budget 2024	Actual 2023	Actual 2022
Department of Highways (Continued)				
DA.07.5220.Administration				
1000 PERSONAL SERVICES	465,623	459,620	441,765	308,959
1300 OVERTIME	15,000	15,000	1,092	865
Subtotal:	480,623	474,620	442,857	309,824
4010 STATIONERY & PRINTING	4,000	4,000	5,176	3,252
4221 GPS Tracking	30,000	30,000	27,206	30,840
4291 RENTALS	9,500	8,700	9,050	8,700
4450 CONFERENCES, SEMINARS & MEETINGS	1,000	1,000	250	-
4620 TORT RESERVE/LITIGATION	-	-	-	3,204,393
4752 R & M - OPERATING EQUIPMENT	250	250	208	404
4756 R & M - FLEET WASHING	8,000	10,000	196	-
4970 OTHER OPERATING EXPENSES	200	-	169	150
Subtotal:	52,950	53,950	42,255	3,247,739
DA.07.5220.Administration Total:	533,573	528,570	485,112	3,557,564
DA.07.5221.General Repairs				
4210 WATER	500	500	454	261
4220 HEATING/NATURAL GAS	60,000	50,000	54,192	50,670
4660 UNIFORMS & LAUNDRY	75,000	37,500	39,269	45,435
4670 GAS AND OIL	250,000	250,000	233,231	299,831
4740 T.P.S-OPERATING EQUIPMENT	660,000	660,000	618,336	571,266
4743 T.P.S.-PLANT & GROUNDS	53,000	53,000	26,796	45,853
4744 T.P.S - HIGHWAY MAINTENANCE	30,000	30,000	19,979	28,156
4745 T.P.S.-TIRES, TUBES ETC.	60,000	60,000	27,510	62,303
4752 R & M - OPERATING EQUIPMENT	35,000	35,000	22,232	34,186
4753 R & M - PLANT & GROUNDS	20,000	20,000	8,056	15,868
4780 LANDSCAPING	180,000	180,000	88,058	65,961
4930.002 CONTRACTUAL SERVICES TREE TRIMMING & REMOVAL	-	1,000,000	-	-
4930 CONTRACTUAL SERVICES	15,000	15,000	11,040	11,730
8410 ELECTRICITY	20,000	20,000	16,125	20,752
DA.07.5221.General Repairs Total:	1,458,500	2,411,000	1,165,277	1,252,272

Town Outside Village Fund (TOV)	Preliminary Budget 2025	Adopted Budget 2024	Actual 2023	Actual 2022
Department of Highways (Continued)				
DA.07.5222.Sign Shop				
1000 PERSONAL SERVICES	303,207	342,180	223,182	284,298
1300 OVERTIME	40,000	40,000	6,522	9,437
Subtotal:	343,207	382,180	229,704	293,734
2000 CAPITAL OUTLAY AND EQUIPMENT	-	-	-	24,375
4740 T.P.S-OPERATING EQUIPMENT	35,000	25,000	21,975	12,608
4744 T.P.S - HIGHWAY MAINTENANCE	133,000	143,000	122,519	77,297
4750 REPAIRS & MAINTENANCE (STREET MARKING)	25,000	-	-	-
Subtotal:	193,000	168,000	144,494	114,280
DA.07.5222.Sign Shop Total:	536,207	550,180	374,197	408,014
DA.07.5223.Traffic Safety				
1000 PERSONAL SERVICES	76,107	79,558	81,860	76,022
1300 OVERTIME	2,500	-	-	-
DA.07.5223.Traffic Safety Total:	78,607	79,558	81,860	76,022
DA.07.5224.Public Work Building				
1000 PERSONAL SERVICES	60,081	128,987	134,247	125,412
1300 OVERTIME	5,000	1,500	5,990	1,900
Subtotal:	65,081	130,487	140,237	127,311
4210 WATER	2,500	2,000	2,143	1,669
4220 HEATING/NATURAL GAS	40,000	40,000	23,375	31,860
4743 T.P.S.-PLANT & GROUNDS	30,000	30,000	10,906	8,019
4753 R & M - PLANT & GROUNDS	30,000	30,000	21,397	5,170
4930 CONTRACTUAL SERVICES	10,000	10,000	8,975	-
8410 ELECTRICITY	95,000	92,000	84,989	95,631
Subtotal:	207,500	204,000	151,785	142,349
DA.07.5224.Public Work Building Total:	272,581	334,487	292,022	269,660
DA.07.5225.Public Works General Maintenance				
1000 PERSONAL SERVICES	52,633	47,471	33,500	53,749
1200 SEASONAL AND PART TIME	200,000	245,000	128,800	118,924
1300 OVERTIME	4,000	2,000	3,798	1,935
DA.07.5225.Public Works General Maintenance Total:	256,633	294,471	166,098	174,609

Town Outside Village Fund (TOV)	Preliminary Budget 2025	Adopted Budget 2024	Actual 2023	Actual 2022
Department of Highways (Continued)				
DA.00.5989.Highway Other Transportation				
4200 MANDATORY DRUG TESTING	6,000	6,000	5,901	3,775
4261 INSURANCE, FIRE & LIABILITY ETC.	197,351	187,800	154,815	133,257
4400 CONTINGENCY	150,000	150,000	-	-
4429 PROFESSIONAL SERVICES	-	-	-	7,138
4429.001 PROFESSIONAL SERVICES AUDITOR	37,583	41,056	37,173	46,227
4760 TIPPING FEES - LANDFILL	550,000	550,000	393,407	379,925
4980 ADMINISTRATIVE CHARGE	2,752,441	2,597,616	2,883,261	2,780,724
DA.00.5989.Highway Other Transportation Total:	3,693,375	3,532,472	3,474,557	3,351,047
Highway - Employee Benefits				
8010 STATE RETIREMENT	1,112,691	1,009,595	737,843	820,331
8011 NYS EMPL RETIREMENT DEFERRAL REPAYMENT	-	-	34,254	145,124
8030 SOCIAL SECURITY TXS-EMPLOYER	506,259	520,000	474,871	435,028
1980 MTA PAYROLL TAX EMPLOYEE BENEFIT	25,889	15,000	16,908	12,608
8040 WORKERS COMP	595,393	579,073	789,159	801,551
8040.002 WORKERS COMP ADMIN FEES	24,000	27,919	24,722	26,575
8050 UNEMPLOYMENT EXPENSES	6,000	7,500	4,955	-
8055 DISABILITY INSURANCE	100	100	-	-
8061 HEALTH	4,368,740	3,735,471	3,224,533	3,059,185
8062 DENTAL	87,300	87,300	40,744	81,073
8063 OPTICAL	6,700	6,700	5,704	6,157
4525 CSEA LEGAL FEES	7,822	6,753	6,666	6,955
8064 HEALTH & MEDICAL REIMB.	47,517	20,000	32,213	19,038
Total Employee Benefits:	6,788,411	6,015,411	5,392,572	5,413,624
Highway - Indebtedness				
9901.736 INTERFUND TRANSFER PRINCIPAL - BANS	-	-	-	15,000
9901.737 INTERFUND TRANSFER INTEREST - BANS	-	-	-	26,184
Bond Anticipation Notes (BANs) Total:	-	-	-	41,184
9901.716 INTERFUND TRANSFER PRINCIPAL S.B.	5,054,873	4,943,928	4,626,868	4,576,821
9901.716 INTERFUND TRANSFER INTEREST S.B.	1,829,013	1,853,750	1,924,526	1,839,072
Serial Bonds Total:	6,883,886	6,797,678	6,551,394	6,415,893
Total Indebtedness	6,883,886	6,797,678	6,551,394	6,457,077
Highway - Interfund Transfer - Other				
9901.004 INTERFUND TRANSFER TORT RESERVE/LITIGATION	10,000	10,000	10,000	10,000
9901.005 INTERFUND TRANSFER TORT W/C RESERVE	25,000	25,000	25,000	25,000
9901.200 INTERFUND TRANSFER TORT CAPITAL	-	-	-	1,000,000
Total Interfund Transfer - Other:	35,000	35,000	35,000	1,035,000
Total Indebtedness & Interfund Transfers:	6,918,886	6,832,678	6,586,394	7,492,077
Total Highway Department Expenses:	28,053,893	30,673,329	25,778,371	27,704,683

Town of North Hempstead
Town Outside Village (TOV) Fund
Full Time - Salary Listing (*Salaries do not include Longevity Earnings*)

Dept #	Department	Title (Number of Positions)	Tentative Budget 2025	Adopted Budget 2024	Actual 2023	Actual 2022
<i>Department of Public Safety</i>						
3120	Parking Enforcement	PARKING METER SERVICER (4)	258,030			
		Subtotal:	258,030	274,221	257,119	232,908
		Budgeted Headcount by Year:	4	5	4	4
3625	Code Enforcement	BLDG INSPECTOR 1 BILG	75,633			
		CLERK TYPIST 1 (2)	113,156			
		CODE ENFORCE INSPECTOR (3)	222,480			
		SENIOR CODE ENFORCEMENT INSPECTOR	86,308			
		Subtotal:	497,577	536,353	438,095	454,371
		Budgeted Headcount by Year:	7	8	7	7
<i>Department of Public Safety Total:</i>			11	13	11	11
<i>Office of the Town Clerk</i>						
4020	Registrar of Vital Statistics	CLERK TYPIST 2	85,515			
		COMMUNITY LIAISON AIDE	71,642			
		ADMINISTRATIVE ASSISTANT	74,002			
		CLERK 2	62,659			
		Subtotal:	293,818	264,834	280,573	271,908
		Budgeted Headcount by Year:	4	4	4	4
*** The 2024 & 2025 salaries excludes \$33,000 stipends for registrars and night registrars						
<i>Planning Department</i>						
8020	Planning Administration	COMM PLANNING & DEV	130,000			
		ENVIRONMENTAL CNTRL SPEC	140,412			
		PLANNER 2 (3)	333,754			
		PLANNER 3 (2)	278,242			
		Subtotal:	882,408	858,733	891,905	848,054
		Budgeted Headcount by Year:	7	7	7	7
8010	Board Members & Staff	SEC TO BZA	105,159			
		Subtotal:	105,159	103,097	103,392	98,965
		Budgeted Headcount by Year:	1	1	1	1
8030	Environmental Facilities	ENVIRONMENTAL CNTRL SPEC	109,826			
		Subtotal:	109,826	99,057	101,956	95,441
		Budgeted Headcount by Year:	1	1	1	1
<i>Department of Buildings & Safety Inspection</i>						
3620	Administration	COMM BLDG SAFETY INSP ENF	141,338			
		SEC DEP SUPERVISOR	103,460			
		SEC COMM BLD SAF INS ENF	80,000			
		Subtotal:	324,798	544,133	303,013	381,049
		Budgeted Headcount by Year:	3	5	5	6
3621	Buildings Inspection	ADMINISTRATIVE OFFICER 1	94,289			
		BLDG INSPECTOR 1 (8)	658,969			
		BLDG INSPECTOR 1 BILG (2)	160,250			
		BLDG INSPECTOR 2 (2)	237,571			
		MULTI RESIDENCE INSPECT 1	108,926			
		PLUMBING INSPECTOR 1 (4)	320,503			
		PLUMBING INSPECTOR 2	111,116			
		Subtotal:	1,691,624	1,457,833	1,574,595	1,436,342
		Budgeted Headcount by Year:	19	18	17	16
3622	Plans Examination	ADMINISTRATIVE ASSISTANT (2)	148,004			
		ARCHITECT	109,591			
		BLDG PLAN EXAMINER 1 (7)	777,309			
		BLDG PLAN EXAMINER 2	120,477			
		CLERK 1	77,983			
		CLERK 2 (4)	292,154			
		CLERK TYPIST 1 (3)	174,148			
		CLERK TYPIST 1 BILINGUAL	57,684			
		CLERK-LABORER (2)	124,962			
		DEP COMM BLD SAF INS & ENF (2)	251,976			
		Subtotal:	2,134,288	1,918,791	2,080,315	1,946,732
		Budgeted Headcount by Year:	24	24	25	25

Town of North Hempstead
Town Outside Village (TOV) Fund
Full Time - Salary Listing (*Salaries do not include Longevity Earnings*)

Dept #	Department	Title (Number of Positions)	Tentative Budget 2025	Adopted Budget 2024	Actual 2023	Actual 2022
<i>Department of Buildings & Safety Inspection (Continued)</i>						
3623	Rentals, Licenses & Enforcement	BLDG INSPECTOR 1 (3)	260,384			
		ADMINISTRATIVE ASSISTANT	111,489			
		Subtotal:	371,873	308,314	328,861	383,949
		Budgeted Headcount by Year:	4	4	4	5
3626	Licensing Board	ADMINISTRATIVE ASSISTANT	87,065			
		Subtotal:	87,065	78,580	82,788	75,816
		Budgeted Headcount by Year:	1	1	1	1
	<i>Department of Buildings & Safety Inspection Total:</i>		51	52	52	53
<i>Highways Department</i>						
5117	Highway Yards & Garages	EQUIPMENT OPER TRAINEE	56,578			
		EQUIPMENT OPERATOR 1 (9)	559,789			
		EQUIPMENT OPERATOR 2 (9)	608,151			
		EQUIPMENT OPERATOR 3 (6)	477,697			
		HWY CONST SUPERVISOR (7)	615,730			
		HWY MAINT SUPERVISOR 1 (3)	359,255			
		LABOR SUPERVISOR 1 (5)	341,201			
		LABOR SUPERVISOR 2	71,507			
		LABORER 1 (15)	804,825			
		LABORER 2 (5)	364,997			
		MAINT MASON	65,402			
		MAINT MECHANIC 1	59,642			
		STOREYARD SUPERVISOR	75,198			
		Subtotal:	4,459,972	4,033,117	4,053,394	3,736,008
		Budgeted Headcount by Year:	64	63	63	62
*** The 2024 & 2025 salaries excludes the \$7,500 in stipends for PBS Class B Operators						
5146	PW Vehicle Repair Facility	AUTO LEAD MECHANIC (3)	296,301			
		AUTO MECHANIC (5)	367,287			
		AUTO MECHANIC (2)	134,450			
		AUTO MECHANIC AIDE	63,576			
		AUTO SERVICER (2)	119,284			
		Subtotal:	980,898	811,885	803,072	710,523
		Budgeted Headcount by Year:	13	12	12	12
5220	Administration	ACCOUNTING ASSISTANT 2	88,194			
		ADMINISTRATIVE OFFICER 1	89,094			
		CLERK TYPIST 1	56,578			
		BUYER	71,507			
		SUPERINTENDENT OF HWYS	160,000			
		Subtotal:	465,373	459,620	441,765	308,959
		Budgeted Headcount by Year:	5	5	6	5
5222	Sign Shop	EQUIPMENT OPERATOR 2 (2)	165,749			
		SIGN PAINTER	70,233			
		LABOR SUPERVISOR 1	67,225			
		Subtotal:	303,207	342,180	223,182	284,298
		Budgeted Headcount by Year:	4	5	5	5
5223	Traffic Safety	TRAFFIC ENGINEER 1	76,107			
		Subtotal:	76,107	79,558	81,860	76,002
		Budgeted Headcount by Year:	1	1	1	1
5224	Public Works Building	LABORER 2	59,331			
		Subtotal:	59,331	128,987	134,247	125,412
		Budgeted Headcount by Year:	1	2	2	2
5225	PW General Maintenance	LABORER 1	52,633			
		Subtotal:	52,633	47,471	33,500	53,749
		Budgeted Headcount by Year:	1	1	1	1
	<i>Highways Department Total:</i>		89	89	90	88
	<i>Town Outside Village Total:</i>		164	167	166	165
Total Longevity Pay in TOV Fund:		10,500				



**TOWN OPERATED SPECIAL DISTRICTS
TABLE OF CONTENTS**

<u>FUND</u>	<u>DISTRICT</u>	<u>PAGE #</u>
	<u>FIRE PROTECTION DISTRICTS</u>	
SF121	Albertson	1
SF122	Carle Place	2
SF123	Floral Park Centre	3
SF124	Glenwood	4
SF125	Great Neck	5
SF126	Port Washington	6
SF127	Roslyn	7
	<u>GARBAGE DISTRICTS</u>	
SR131	Albertson-Searingtown-Herricks	8
SR133	Great Neck	9
SR135	Manhasset	10
SR136	New Cassel	11
SR139	New Hyde Park-Garden City Park-Floral Park Centre	12
SL014	Lighting District	13-14
	<u>PARK DISTRICTS</u>	
SP152	Harbor Hills	15-16
SP155	Manhasset Bay	17
SP154	Clinton G. Martin	18-19
SP156	Levitt Park at Roslyn Heights	20
ST016	Port Washington Public Parking	21-23
SM017	Sidewalk District	24-25
SW018	Great Neck Water District	26
TOSDs	Full Time Salary Listing	

TOWN OF NORTH HEMPSTEAD

Town Operated Special Districts (TOSDs)	Preliminary Budget 2025	Adopted Budget 2024	Actual 2023	Actual 2022
---	----------------------------	------------------------	-------------	-------------

SF121 Albertson Fire Protection District

Fire Fighting Expenses

4261 INSURANCE, VOLUNTEER FIREMAN	17,078	16,680	15,992	16,757
4295 RENTALS, HYDRANTS	140,075	129,300	107,750	96,975
4935 CONTRACT WITH ALBERTSON H & L, E & H Co. No. 1	1,318,367	1,292,000	1,168,800	1,145,890
4935.001 SERVICE AWARD PROGRAM	234,942	205,779	-	178,659
4980 ADMINISTRATIVE CHARGE	18,593	18,806	27,233	30,171
Albertson Fire Protection District Total Expenses:	1,729,056	1,662,565	1,319,776	1,468,452

1001.001 REAL PROPERTY TAXES RESTORED PROPERTY TAXES	-	-	607	34
1081.001 PAYMENT IN LIEU OF TAXES - LIPA	80,945	78,329	78,329	74,577
2401 INTEREST EARNED	3,000	500	5,708	363
2770 OTHER UNCLASSIFIED REVENUE - NYSIF DIVIDEND	-	-	4,520	4,443
3089 OTHER STATE AID	-	-	-	48,655
Albertson Fire Protection District Total Revenues:	83,945	78,829	89,163	128,072

SUMMARY

TOTAL BUDGETED/ACTUAL EXPENSES	1,729,056	1,662,565	1,319,776	1,468,452
ACTUAL FUND BALANCES AT END OF PERIOD			268,565	74,070
FUND BALANCE APPROPRIATION FOR POLICY REQUIREMENT		9,059		
	<u>1,729,056</u>	<u>1,671,624</u>	<u>1,588,341</u>	<u>1,542,522</u>
TOTAL BUDGETED/ACTUAL REVENUES	83,945	78,829	89,163	128,072
APPROPRIATED FUND BALANCES				
APPROPRIATED ASSIGNED - LIPA PILOTS				
ACTUAL FUND BALANCES AT BEGINNING OF PERIOD			74,070	18,304
RAISED BY TAXES			1,425,107	1,396,146
AMOUNT TO BE RAISED BY TAXES	1,645,111	1,592,795		
	<u>1,729,056</u>	<u>1,671,624</u>	<u>1,588,341</u>	<u>1,542,522</u>

TAX LEVY

CLASS I-RESIDENTIAL PROPERTIES

Rate Determining				
Taxable Valuation	3,176,441	2,886,672	2,678,079	2,395,222
Tax Rate Per 100	42.650	45.999	43.895	50.207
Tax Levy	<u>1,354,757</u>	<u>1,327,831</u>	<u>1,175,544</u>	<u>1,202,567</u>

CLASS III-UTILITY PROPERTIES

Rate Determining				
Taxable Valuation	682,187	571,128	481,827	399,389
Tax Rate Per 100	18.026	18.221	18.319	15.136
Tax Levy	<u>122,969</u>	<u>104,067</u>	<u>88,266</u>	<u>60,451</u>

CLASS IV-ALL OTHER PROPERTIES

Rate Determining				
Taxable Valuation	702,269	698,119	685,936	653,537
Tax Rate Per 100	23.835	23.047	23.515	20.370
Tax Levy	<u>167,384</u>	<u>160,897</u>	<u>161,297</u>	<u>133,128</u>

Total Taxable Valuation	<u>4,560,897</u>	<u>4,155,919</u>	<u>3,845,842</u>	<u>3,448,148</u>
Total Levy	<u>1,645,110</u>	<u>1,592,795</u>	<u>1,425,107</u>	<u>1,396,146</u>

TOWN OF NORTH HEMPSTEAD

Town Operated Special Districts (TOSDs)	Preliminary Budget 2025	Adopted Budget 2024	Actual 2023	Actual 2022
SF122 Carle Place Fire Protection District				
Fire Fighting Expenses				
4261 INSURANCE, VOLUNTEER FIREMAN	16,495	16,085	15,432	16,158
4935 CONTRACT WITH CP HOOK, LADDER & HOSE CO. #1	1,772,300	1,676,800	1,600,800	1,518,800
4935.001 SERVICE AWARD PROGRAM	154,000	154,000	154,000	154,000
4980 ADMINISTRATIVE CHARGE	18,769	19,905	28,265	31,258
Carle Place Fire Protection District Total Expenses:	1,961,565	1,866,790	1,798,497	1,720,216
Revenues				
1001.001 RESTORED TAXES	-	-	59	26
1081 PAYMENT IN LIEU OF TAXES	81,853	71,174	71,174	68,000
1081.001 PAYMENT IN LIEU OF TAXES - LIPA	65,027	63,615	63,615	61,510
1090 PROPERTY TAX INTEREST & PENALTIES	-	-	1,489	1,285
2401 INTEREST EARNED	5,000	1,500	17,450	891
2770 OTHER UNCLASSIFIED REVENUE	-	-	4,358	4,284
Carle Place Fire Protection District Total Revenues:	151,880	136,289	158,146	135,997
SUMMARY				
TOTAL BUDGETED/ACTUAL EXPENSES	1,961,565	1,866,790	1,798,497	1,720,216
ACTUAL FUND BALANCES AT END OF PERIOD			423,499	393,904
	<u>1,961,565</u>	<u>1,866,790</u>	<u>2,221,996</u>	<u>2,114,120</u>
TOTAL BUDGETED/ACTUAL REVENUES	151,880	136,289	158,146	135,997
APPROPRIATED FUND BALANCES	75,000	60,545		
APPROPRIATED ASSIGNED - LIPA PILOTS				
ACTUAL FUND BALANCES AT BEGINNING OF PERIOD			393,904	335,489
RAISED BY TAXES			1,669,946	1,642,634
AMOUNT TO BE RAISED BY TAXES	1,734,685	1,669,956		
	<u>1,961,565</u>	<u>1,866,790</u>	<u>2,221,996</u>	<u>2,114,120</u>
TAX LEVY				
CLASS I-RESIDENTIAL PROPERTIES				
Rate Determining				
Taxable Valuation	1,434,855	1,310,521	1,212,230	1,079,995
Tax Rate Per 100	46.955	50.088	50.720	63.921
Tax Levy	<u>673,742</u>	<u>656,416</u>	<u>614,843</u>	<u>690,339</u>
CLASS II-RESIDENTIAL PROPERTIES				
Rate Determining				
Taxable Valuation	255,198	270,992	268,713	237,452
Tax Rate Per 100	17.843	16.268	17.231	17.753
Tax Levy	<u>45,534</u>	<u>44,086</u>	<u>46,303</u>	<u>42,154</u>
CLASS III-UTILITY PROPERTIES				
Rate Determining				
Taxable Valuation	274,094	231,684	199,319	167,182
Tax Rate Per 100	26.193	26.298	27.620	25.203
Tax Levy	<u>71,794</u>	<u>60,928</u>	<u>55,052</u>	<u>42,136</u>
CLASS IV-ALL OTHER PROPERTIES				
Rate Determining				
Taxable Valuation	2,948,601	3,076,002	3,039,741	2,942,211
Tax Rate Per 100	32.002	29.536	31.376	29.502
Tax Levy	<u>943,615</u>	<u>908,526</u>	<u>953,748</u>	<u>868,005</u>
Total Taxable Valuation	<u>4,912,748</u>	<u>4,889,199</u>	<u>4,720,003</u>	<u>4,426,840</u>
Total Levy	<u>1,734,684</u>	<u>1,669,956</u>	<u>1,669,946</u>	<u>1,642,634</u>

TOWN OF NORTH HEMPSTEAD				
Town Operated Special Districts (TOSDs)	Preliminary Budget 2025	Adopted Budget 2024	Actual 2023	Actual 2022
SF123 Floral Park Centre Fire Protection District				
Fire Fighting Expenses				
4261 INSURANCE, VOLUNTEER FIREMAN	7,701	7,510	7,205	7,544
4295 RENTALS, HYDRANT	45,991	45,584	43,472	41,800
4400 CONTINGENCY	1,850	1,850	-	-
4935 CONTRACT WITH FPC FIRE CO.	166,750	156,250	149,100	128,544
4935.001 SERVICE AWARD PROGRAM	39,209	35,400	30,601	32,621
4980 ADMINISTRATIVE CHARGE	11,739	13,279	20,512	19,545
Floral Park Centre Fire Protection District Total Expenses:	273,240	259,873	250,889	230,054
Revenues				
1001.001 REAL PROPERTY TAXES RESTORED PROPERTY TAXES	-	-	251	85
1081.001 PAYMENT IN LIEU OF TAXES - LIPA	6,813	6,677	6,677	6,281
2401 INTEREST EARNED	1,000	200	2,741	100
2770 OTHER UNCLASSIFIED REVENUE	-	-	2,035	2,000
Floral Park Centre Fire Protection District Total Revenues:	7,813	6,877	11,704	8,467
SUMMARY				
TOTAL BUDGETED/ACTUAL EXPENSES	273,240	259,873	250,889	230,054
ACTUAL FUND BALANCES AT END OF PERIOD			64,519	50,877
	273,240	259,873	315,408	280,931
TOTAL BUDGETED/ACTUAL REVENUES	7,813	6,877	11,704	8,467
APPROPRIATED FUND BALANCES	12,431			
APPROPRIATED ASSIGNED - LIPA PILOTS				
ACTUAL FUND BALANCES AT BEGINNING OF PERIOD			50,877	47,186
RAISED BY TAXES			252,828	225,278
AMOUNT TO BE RAISED BY TAXES	252,996	252,996		
	273,240	259,873	315,408	280,931
TAX LEVY				
CLASS I-RESIDENTIAL PROPERTIES				
Rate Determining				
Taxable Valuation	146,604	134,044	124,330	110,853
Tax Rate Per 100	121.149	133.153	139.379	149.133
Tax Levy	177,609	178,483	173,290	165,318
CLASS II-RESIDENTIAL PROPERTIES				
Rate Determining				
Taxable Valuation	3,783	3,653	3,746	3,708
Tax Rate Per 100	72.447	75.629	80.198	62.139
Tax Levy	2,741	2,763	3,004	2,304
CLASS III-UTILITY PROPERTIES				
Rate Determining				
Taxable Valuation	12,620	10,563	8,911	7,391
Tax Rate Per 100	78.853	82.243	89.432	68.596
Tax Levy	9,951	8,687	7,969	5,070
CLASS IV-ALL OTHER PROPERTIES				
Rate Determining				
Taxable Valuation	89,526	88,295	86,637	79,869
Tax Rate Per 100	70.030	71.423	79.141	65.840
Tax Levy	62,695	63,063	68,565	52,586
Total Taxable Valuation	252,533	236,555	223,624	201,821
Total Levy	252,996	252,996	252,828	225,278

TOWN OF NORTH HEMPSTEAD				
Town Operated Special Districts (TOSDs)	Preliminary Budget 2025	Adopted Budget 2024	Actual 2023	Actual 2022
SF124 Glenwood Fire Protection District				
Fire Fighting Expenses				
4935 CONTRACT WITH GLENWOOD H & L, E & H, CO., INC	406,500	398,284	365,540	355,544
4935.001 SERVICE AWARD PROGRAM	75,000	75,734	74,250	72,445
4980 ADMINISTRATIVE CHARGE	11,010	13,879	22,883	25,989
Glenwood Fire Protection District Total Expenses:	492,510	487,897	462,673	453,978
Revenues				
1081.001 PAYMENT IN LIEU OF TAXES - LIPA	1,294	539	539	61,419
2401 INTEREST EARNED	1,500	400	3,374	424
Glenwood Fire Protection District Total Revenues:	2,794	939	3,913	61,843
SUMMARY				
TOTAL BUDGETED/ACTUAL EXPENSES	492,510	487,897	462,673	453,978
ACTUAL FUND BALANCES AT END OF PERIOD			72,615	130,122
	492,510	487,897	535,288	584,099
TOTAL BUDGETED/ACTUAL REVENUES	2,794	939	3,913	61,843
DIRECT ASSESSMENT TOTAL (LIPA Settlement Schedule Payments)	430,384	60,233	371,411	
APPROPRIATED FUND BALANCES				
APPROPRIATED ASSIGNED - LIPA PILOTS				
ACTUAL FUND BALANCES AT BEGINNING OF PERIOD			130,122	125,542
RAISED BY TAXES			29,843	396,714
AMOUNT TO BE RAISED BY TAXES	59,332	426,725		
	492,510	487,897	535,288	584,099
TAX LEVY				
CLASS I-RESIDENTIAL PROPERTIES				
Rate Determining				
Taxable Valuation	38,431	35,937	34,041	31,907
Tax Rate Per 100	10.148	78.115	7.478	36.244
Tax Levy	3,900	28,072	2,546	11,564
CLASS II-RESIDENTIAL PROPERTIES				
Rate Determining				
Taxable Valuation	223,406	209,198	132,817	-
Tax Rate Per 100	23.028	176.879	18.483	-
Tax Levy	51,445	370,028	24,549	0
CLASS III-UTILITY PROPERTIES				
Rate Determining				
Taxable Valuation	7,442	6,230	5,256	708,940
Tax Rate Per 100	11.585	98.619	9.649	50.182
Tax Levy	862	6,144	507	355,761
CLASS IV-ALL OTHER PROPERTIES				
Rate Determining				
Taxable Valuation	62,315	64,036	67,013	152,627
Tax Rate Per 100	5.015	35.106	3.345	19.256
Tax Levy	3,125	22,481	2,242	29,389
Total Taxable Valuation	331,594	315,401	239,127	893,474
Total Levy	59,332	426,725	29,843	396,714

TOWN OF NORTH HEMPSTEAD				
Town Operated Special Districts (TOSDs)	Preliminary Budget 2025	Adopted Budget 2024	Actual 2023	Actual 2022

SF125 Great Neck Fire Protection District

Fire Fighting Expenses

4935.001 SERVICE AWARD PROGRAM	13,000	12,000	10,427	9,861
4935.003 CONTRACT WITH ALERT ENGINE, H, L & H CO., NO. 1	194,109	188,497	171,360	167,692
4935.004 CONTRACT WITH VIGILANT E & H & L CO., INC.	450,000	441,033	432,385	419,947
4970 OTHER OPERATING EXPENSES	-	1,000	-	-
4980 ADMINISTRATIVE CHARGE	13,290	14,695	23,754	26,631
Great Neck Fire Protection District Total Expenses:	670,399	657,225	637,926	624,131

Revenues

1001.001 REAL PROPERTY TAXES RESTORED PROPERTY TAXES	-	-	59	-
1081.001 PAYMENT IN LIEU OF TAXES - LIPA	82,228	80,991	80,991	76,827
2401 INTEREST EARNED	2,000	550	6,408	602
Great Neck Fire Protection District Total Revenues:	84,228	81,541	87,399	77,429

SUMMARY

TOTAL BUDGETED/ACTUAL EXPENSES	670,399	657,225	637,926	624,131
ACTUAL FUND BALANCES AT END OF PERIOD			191,616	178,470
	670,399	657,225	829,542	802,602
TOTAL BUDGETED/ACTUAL REVENUES	84,228	81,541	87,399	77,429
APPROPRIATED FUND BALANCES	10,486			
APPROPRIATED ASSIGNED - LIPA PILOTS				
ACTUAL FUND BALANCES AT BEGINNING OF PERIOD			178,470	192,212
RAISED BY TAXES			563,673	532,960
AMOUNT TO BE RAISED BY TAXES	575,684	575,684		
	670,399	657,225	829,542	802,602

TAX LEVY

CLASS I-RESIDENTIAL PROPERTIES

Rate Determining				
Taxable Valuation	919,326	836,408	778,184	694,457
Tax Rate Per 100	48.857	55.299	58.381	65.902
Tax Levy	449,156	462,524	454,311	457,660

CLASS III-UTILITY PROPERTIES

Rate Determining				
Taxable Valuation	562,921	472,746	400,234	332,397
Tax Rate Per 100	20.114	21.157	23.700	19.135
Tax Levy	113,228	100,021	94,855	63,605

CLASS IV-ALL OTHER PROPERTIES

Rate Determining				
Taxable Valuation	36,818	40,204	38,739	34,715
Tax Rate Per 100	36.125	32.682	37.447	33.691
Tax Levy	13,300	13,139	14,507	11,696

Total Taxable Valuation	1,519,065	1,349,358	1,217,157	1,061,569
Total Levy	575,684	575,684	563,673	532,960

TOWN OF NORTH HEMPSTEAD				
Town Operated Special Districts (TOSDs)	Preliminary Budget 2025	Adopted Budget 2024	Actual 2023	Actual 2022
SF126 Port Washington Fire Protection District				
Fire Fighting Expenses				
4261 INSURANCE, VOLUNTEER FIREMEN	58,697	57,230	54,910	57,492
4935 PORT WASHINGTON FIRE DEPARTMENT	1,984,416	1,852,744	1,793,041	1,738,497
4935.001 SERVICE AWARD PROGRAM	233,726	233,726	233,726	233,726
4935.002 PORT WASHINGTON FIRE MEDICS	237,659	298,190	289,504	276,927
4970 OTHER OPERATING EXPENSES	1,000	-	1,000	1,000
4980 ADMINISTRATIVE CHARGE	22,671	22,670	30,865	33,358
Port Washington Fire Protection District Total Expenses:	2,538,169	2,464,560	2,403,046	2,341,000
Revenues				
1001.001 RESTORED TAXES	-	-	410	-
1081 PAYMENT IN LIEU OF TAXES	164,380	145,280	145,280	141,515
1081.001 PAYMENT IN LIEU OF TAXES - LIPA	84,116	82,442	82,442	79,360
1090 PROPERTY TAX-INTEREST &PENALTIES	-	82,442	-	1,014
2401 INTEREST EARNED	4,000	1,300	11,923	735
2770.003 OTHER UNCLASSIFIED REVENUE - NYSIF DIVIDEND	-	-	15,507	15,243
Port Washington Fire Protection District Total Revenues:	252,496	311,464	255,563	237,867
SUMMARY				
TOTAL BUDGETED/ACTUAL EXPENSES	2,538,169	2,464,560	2,403,046	2,341,000
ACTUAL FUND BALANCES AT END OF PERIOD			263,319	304,195
	<u>2,538,169</u>	<u>2,464,560</u>	<u>2,666,365</u>	<u>2,645,195</u>
TOTAL BUDGETED/ACTUAL REVENUES	252,496	311,464	255,563	237,867
APPROPRIATED FUND BALANCES	30,000			
APPROPRIATED ASSIGNED - LIPA PILOTs				
ACTUAL FUND BALANCES AT BEGINNING OF PERIOD			304,195	302,471
RAISED BY TAXES			2,106,607	2,104,857
AMOUNT TO BE RAISED BY TAXES	2,255,673	2,153,096		
	<u>2,538,169</u>	<u>2,464,560</u>	<u>2,666,365</u>	<u>2,645,195</u>
TAX LEVY				
CLASS I-RESIDENTIAL PROPERTIES				
Rate Determining				
Taxable Valuation	3,960,632	3,637,249	3,364,174	3,015,239
Tax Rate Per 100	33.911	35.959	36.387	44.417
Tax Levy	<u>1,343,100</u>	<u>1,307,910</u>	<u>1,224,129</u>	<u>1,339,287</u>
CLASS II-RESIDENTIAL PROPERTIES				
Rate Determining				
Taxable Valuation	919,516	975,544	965,565	938,421
Tax Rate Per 100	7.321	6.564	7.014	6.320
Tax Levy	<u>67,315</u>	<u>64,038</u>	<u>67,723</u>	<u>59,308</u>
CLASS III-UTILITY PROPERTIES				
Rate Determining				
Taxable Valuation	587,616	491,955	415,031	344,020
Tax Rate Per 100	15.137	15.353	16.273	14.319
Tax Levy	<u>88,947</u>	<u>75,532</u>	<u>67,539</u>	<u>49,260</u>
CLASS IV-ALL OTHER PROPERTIES				
Rate Determining				
Taxable Valuation	2,667,717	2,642,873	2,580,097	2,465,325
Tax Rate Per 100	28.351	26.699	28.961	26.650
Tax Levy	<u>756,311</u>	<u>705,616</u>	<u>747,215</u>	<u>657,001</u>
Total Taxable Valuation	<u>8,135,481</u>	<u>7,747,621</u>	<u>7,324,867</u>	<u>6,763,005</u>
Total Levy	<u>2,255,673</u>	<u>2,153,096</u>	<u>2,106,607</u>	<u>2,104,857</u>

TOWN OF NORTH HEMPSTEAD				
Town Operated Special Districts (TOSDs)	Preliminary Budget 2025	Adopted Budget 2024	Actual 2023	Actual 2022
SF127 Roslyn Fire Protection District				
Fire Fighting Expenses				
4261 INSURANCE, VOLUNTEER FIREMEN	38,007	37,070	35,563	37,241
4295 RENTALS, HYDRANT	4,550	4,200	3,500	3,150
4935.001 SERVICE AWARD PROGRAM	61,271	57,500	68,295	59,307
4935.005 CONTRACT WITH RESCUE H & L CO., NO. 1	538,021	547,429	534,390	386,415
4935.006 CONTRACT WITH ROSLYN HIGHLANDS H, L, E.	526,337	535,145	522,399	399,141
4980 ADMINISTRATIVE CHARGE	15,772	16,032	24,917	27,496
Roslyn Fire Protection District Total Expenses:	1,183,959	1,197,376	1,189,064	912,750
Revenues				
1001.001 RESTORED TAXES	-	-	295	54
1081 PAYMENT IN LIEU OF TAXES	207,345	149,022	149,022	142,376
1081.001 PAYMENT IN LIEU OF TAXES - LIPA	22,571	21,990	21,990	20,265
1090 PROPERTY TAX INTEREST & PENALTIES	-	-	190	228
2401 INTEREST EARNED	3,000	1,000	15,151	419
2770 OTHER UNCLASSIFIED REVENUE NYSIF DIVIDEND	-	-	10,045	9,874
Roslyn Fire Protection District Total Revenues:	232,916	172,012	196,693	173,215
SUMMARY				
TOTAL BUDGETED/ACTUAL EXPENSES	1,183,959	1,197,376	1,189,064	912,750
ACTUAL FUND BALANCES AT END OF PERIOD			198,431	169,441
	<u>1,183,959</u>	<u>1,197,376</u>	<u>1,387,495</u>	<u>1,082,191</u>
TOTAL BUDGETED/ACTUAL REVENUES	232,916	172,012	196,693	173,215
APPROPRIATED FUND BALANCES				
APPROPRIATED ASSIGNED - LIPA PILOTS				
ACTUAL FUND BALANCES AT BEGINNING OF PERIOD			169,441	165,010
RAISED BY TAXES			1,021,360	743,966
AMOUNT TO BE RAISED BY TAXES	951,043	1,025,364		
	<u>1,183,959</u>	<u>1,197,376</u>	<u>1,387,495</u>	<u>1,082,191</u>
TAX LEVY				
CLASS I-RESIDENTIAL PROPERTIES				
Rate Determining				
Taxable Valuation	858,094	776,746	707,784	621,485
Tax Rate Per 100	36.375	44.380	44.491	43.009
Tax Levy	<u>312,130</u>	<u>344,720</u>	<u>314,897</u>	<u>267,297</u>
CLASS II-RESIDENTIAL PROPERTIES				
Rate Determining				
Taxable Valuation	18,751	18,695	20,964	20,057
Tax Rate Per 100	183.307	200.585	186.274	131.906
Tax Levy	<u>34,372</u>	<u>37,499</u>	<u>39,050</u>	<u>26,456</u>
CLASS III-UTILITY PROPERTIES				
Rate Determining				
Taxable Valuation	200,194	167,603	141,397	117,205
Tax Rate Per 100	14.571	16.738	17.430	11.821
Tax Levy	<u>29,170</u>	<u>28,053</u>	<u>24,646</u>	<u>13,855</u>
CLASS IV-ALL OTHER PROPERTIES				
Rate Determining				
Taxable Valuation	2,287,453	2,356,747	2,288,829	2,116,406
Tax Rate Per 100	25.153	26.099	28.083	20.618
Tax Levy	<u>575,372</u>	<u>615,092</u>	<u>642,767</u>	<u>436,358</u>
Total Taxable Valuation	<u>3,364,492</u>	<u>3,319,791</u>	<u>3,158,974</u>	<u>2,875,153</u>
Total Levy	<u>951,044</u>	<u>1,025,364</u>	<u>1,021,360</u>	<u>743,966</u>

TOWN OF NORTH HEMPSTEAD				
Town Operated Special Districts (TOSDs)	Preliminary Budget 2025	Adopted Budget 2024	Actual 2023	Actual 2022
SR131 Albertson-Searingtown-Herricks Refuse & Garbage District				
Refuse & Garbage District Expenses				
4936 Contract - Garbage Removal	2,346,000	2,346,000	2,367,117	2,457,950
4980 Administrative Charge	17,802	19,734	14,441	14,763
5148 Services Rendered by Other Governments	197,996	207,261	186,656	189,168
9901 Interfund Transfer	-	-	-	75,000
Albertson-Searingtown-Herricks Refuse & Garbage District Total Expenses:	2,561,798	2,572,995	2,568,214	2,736,881
Revenues				
1081.001 Payment in Lieu of Taxes - LIPA	1,704	3,466	3,466	3,367
1001.001 Restored Taxes	-	-	738	41
2389 SVCS for OTHER GOV'T-HOME & COMM	-	1,050,795	1,050,795	1,050,795
2401 Interest Earned	10,000	1,900	41,110	(1,233)
Albertson-Searingtown-Herricks Refuse & Garbage District Total Revenues:	11,704	1,056,161	1,096,109	1,052,970
SUMMARY				
TOTAL BUDGETED/ACTUAL EXPENSES	2,561,798	2,572,995	2,568,214	2,736,881
ACTUAL FUND BALANCES AT END OF PERIOD			1,749,413	328,800
	<u>2,561,798</u>	<u>2,572,995</u>	<u>4,317,627</u>	<u>3,065,680</u>
TOTAL BUDGETED/ACTUAL REVENUES	11,704	1,056,161	1,096,109	1,052,970
APPROPRIATED FUND BALANCES	540,441	-		
APPROPRIATED ASSIGNED - LIPA PILOTS				
ACTUAL FUND BALANCES AT BEGINNING OF PERIOD			328,800	(958,036)
RAISED BY TAXES			2,892,718	2,970,746
AMOUNT TO BE RAISED BY TAXES	2,009,653	1,516,834		
	<u>2,561,798</u>	<u>2,572,995</u>	<u>4,317,627</u>	<u>3,065,680</u>
TAX LEVY				
CLASS I-RESIDENTIAL PROPERTIES				
Rate Determining				
Taxable Valuation	5,932,295	5,409,770	4,485,723	4,485,723
Tax Rate Per 100	28.837	24.234	53.991	57.967
Tax Levy	1,710,686	1,310,995	2,421,893	2,600,230
CLASS IV-ALL OTHER PROPERTIES				
Rate Determining				
Taxable Valuation	1,733,205	1,720,738	1,567,793	1,567,793
Tax Rate Per 100	17.249	11.962	30.031	23.633
Tax Levy	298,967	205,839	470,826	370,517
Total Taxable Valuation	7,665,500	7,130,508	6,053,516	6,053,516
Total Levy	2,009,653	1,516,834	2,892,718	2,970,746

TOWN OF NORTH HEMPSTEAD				
Town Operated Special Districts (TOSDs)	Preliminary Budget 2025	Adopted Budget 2024	Actual 2023	Actual 2022

SR133 Great Neck Garbage & Refuse District

Refuse & Garbage District Expenses

4936 CONTRACT - GARBAGE REMOVAL	1,010,400	990,240	960,854	949,440
4970 OTHER EXPENSES		-	-	-
4980 ADMINISTRATIVE CHARGE	6,633	6,171	5,884	6,092
5148 SERVICES RENDERED BY OTHER GOVERNMENTS	80,370	80,059	65,842	70,112
Great Neck Garbage & Refuse District Total Expenses:	1,097,403	1,076,470	1,032,580	1,025,643

Revenue

1001.001 REAL PROPERTY TAXES RESTORED PROPERTY TAXES	-	-	43	-
2401 INTEREST EARNED	1,500	400	4,499	401
Great Neck Garbage & Refuse District Total Revenues:	1,500	400	4,542	401

SUMMARY

TOTAL BUDGETED/ACTUAL EXPENSES	1,097,403	1,076,470	1,032,580	1,025,643
ACTUAL FUND BALANCES AT END OF PERIOD			102,187	109,235
	1,097,403	1,076,470	1,134,767	1,134,879
TOTAL BUDGETED/ACTUAL REVENUES	1,500	400	4,542	401
APPROPRIATED FUND BALANCES				
APPROPRIATED ASSIGNED - LIPA PILOTS				
ACTUAL FUND BALANCES AT BEGINNING OF PERIOD			109,235	101,569
RAISED BY TAXES			1,020,989	1,032,909
AMOUNT TO BE RAISED BY TAXES	1,095,903	1,076,070		
	1,097,403	1,076,470	1,134,767	1,134,879

TAX LEVY

CLASS I-RESIDENTIAL PROPERTIES

Rate Determining				
Taxable Valuation	1,898,356	1,732,754	1,605,478	1,427,585
Tax Rate Per 100	37.025	40.078	39.121	48.200
Tax Levy	702,860	694,446	628,085	688,091

CLASS II-RESIDENTIAL PROPERTIES

Rate Determining				
Taxable Valuation	383,376	417,128	408,338	376,903
Tax Rate Per 100	16.305	14.647	15.408	14.655
Tax Levy	62,509	61,096	62,916	55,235

CLASS IV-ALL OTHER PROPERTIES

Rate Determining				
Taxable Valuation	1,205,008	1,202,862	1,169,530	1,106,865
Tax Rate Per 100	27.430	26.647	28.215	26.162
Tax Levy	330,534	320,528	329,988	289,582

Total Taxable Valuation	3,486,740	3,352,744	3,183,346	2,911,353
Total Levy	1,095,903	1,076,070	1,020,989	1,032,909

TOWN OF NORTH HEMPSTEAD

Town Operated Special Districts (TOSDs)	Preliminary Budget 2025	Adopted Budget 2024	Actual 2023	Actual 2022
SR135 Manhasset Refuse & Garbage District				
Refuse & Garbage District Expenses				
4936 CONTRACT - GARBAGE REMOVAL	972,782	972,782	972,872	972,872
4970 OTHER EXPENSES	-	15,000	-	-
4980 ADMINISTRATIVE CHARGE	7,083	6,390	9,380	7,124
5148 SERVICES RENDERED BY OTHER GOVERNMENTS	81,375	82,035	69,568	72,588
Manhasset Garbage & Refuse District Total Expenses:	1,061,241	1,076,207	1,051,820	1,052,584
Revenues				
1001.001 RESTORED TAXES	-	-	26	-
1081 PAYMENT IN LIEU OF TAXES	1,108	1,189	1,189	1,193
1081.001 PAYMENT IN LIEU OF TAXES - LIPA	114	175	175	171
2389 SVCS FOR OTHER GOV'T-HOME & COMM	-	314,067	314,067	314,067
2401 INTEREST EARNED	5,000	1,100	14,772	(8)
Manhasset Garbage & Refuse District Total Revenues:	6,222	316,531	330,230	315,423
SUMMARY				
TOTAL BUDGETED/ACTUAL EXPENSES	1,061,241	1,076,207	1,051,820	1,052,584
ACTUAL FUND BALANCES AT END OF PERIOD			619,008	275,483
	<u>1,061,241</u>	<u>1,076,207</u>	<u>1,670,828</u>	<u>1,328,067</u>
TOTAL BUDGETED/ACTUAL REVENUES	6,222	316,531	330,230	315,423
APPROPRIATED FUND BALANCES	188,649			
APPROPRIATED ASSIGNED - LIPA PILOTS				
ACTUAL FUND BALANCES AT BEGINNING OF PERIOD			275,483	(65,424)
RAISED BY TAXES			1,065,116	1,078,068
AMOUNT TO BE RAISED BY TAXES	866,370	759,676		
	<u>1,061,241</u>	<u>1,076,207</u>	<u>1,670,828</u>	<u>1,328,067</u>
TAX LEVY				
CLASS I-RESIDENTIAL PROPERTIES				
Rate Determining				
Taxable Valuation	2,515,227	2,279,389	2,115,872	1,885,563
Tax Rate Per 100	14.295	13.761	19.202	24.745
Tax Levy	359,549	313,678	406,295	466,574
CLASS II-RESIDENTIAL PROPERTIES				
Rate Determining				
Taxable Valuation	59,648	58,672	58,556	53,894
Tax Rate Per 100	4.797	3.973	5.886	5.939
Tax Levy	2,862	2,331	3,447	3,201
CLASS IV-ALL OTHER PROPERTIES				
Rate Determining				
Taxable Valuation	5,271,351	5,357,015	5,129,372	4,905,133
Tax Rate Per 100	9.560	8.282	12.777	12.401
Tax Levy	503,960	443,667	655,374	608,293
Total Taxable Valuation	<u>7,846,226</u>	<u>7,695,076</u>	<u>7,303,800</u>	<u>6,844,590</u>
Total Levy	<u>866,371</u>	<u>759,676</u>	<u>1,065,116</u>	<u>1,078,068</u>

**Past presentations of year end fund balances reflected an adjustment for actual years 2018-2021 due to garbage settlement litigation*

TOWN OF NORTH HEMPSTEAD				
Town Operated Special Districts (TOSDs)	Preliminary Budget 2025	Adopted Budget 2024	Actual 2023	Actual 2022
SR136 New Cassel Refuse & Garbage District				
Refuse & Garbage District Expenses				
4936 CONTRACT - GARBAGE REMOVAL	1,943,820	1,882,632	1,782,625	1,826,571
4970 OTHER EXPENSES	-	5,000	-	-
4980 ADMINISTRATIVE CHARGE	16,002	9,896	9,271	9,762
5148 SERVICES RENDERED BY OTHER GOVERNMENTS	149,107	154,021	114,084	121,921
New Cassel Refuse & Garbage District Total Expenses:	2,108,929	2,051,549	1,905,980	1,958,254
Revenues				
1001.001 RESTORED TAXES	-	-	-	405
1081 PAYMENT IN LIEU OF TAXES	264,232	194,355	212,957	183,669
1081.001 PAYMENT IN LIEU OF TAXES - LIPA	697	764	764	754
1090 PROPERTY TAX INTEREST & PENALTIES	-	-	1,186	-
2389 SVCS FOR OTHER GOV'T-HOME & COMM	-	410,220	410,220	410,220
2401 INTEREST EARNED	5,000	1,400	15,005	(191)
New Cassel Refuse & Garbage District Total Revenues:	269,929	606,739	640,132	594,857
SUMMARY				
TOTAL BUDGETED/ACTUAL EXPENSES	2,108,929	2,051,549	1,905,980	1,958,254
ACTUAL FUND BALANCES AT END OF PERIOD			463,206	21,739
	<u>2,108,929</u>	<u>2,051,549</u>	<u>2,369,185</u>	<u>1,979,993</u>
TOTAL BUDGETED/ACTUAL REVENUES	269,929	606,739	640,132	594,857
APPROPRIATED FUND BALANCES	119,253			
APPROPRIATED ASSIGNED - LIPA PILOTS				
ACTUAL FUND BALANCES AT BEGINNING OF PERIOD			21,739	(348,336)
RAISED BY TAXES			1,707,314	1,733,472
AMOUNT TO BE RAISED BY TAXES	1,719,746	1,444,810		
	<u>2,108,929</u>	<u>2,051,549</u>	<u>2,369,185</u>	<u>1,979,993</u>
TAX LEVY				
CLASS I-RESIDENTIAL PROPERTIES				
Rate Determining				
Taxable Valuation	903,046	841,830	781,511	716,190
Tax Rate Per 100	70.869	67.341	80.013	98.219
Tax Levy	639,976	566,899	625,312	703,437
CLASS II-RESIDENTIAL PROPERTIES				
Rate Determining				
Taxable Valuation	84,418	83,442	81,218	78,587
Tax Rate Per 100	108.569	60.618	74.347	72.968
Tax Levy	91,652	50,581	60,383	57,344
CLASS IV-ALL OTHER PROPERTIES				
Rate Determining				
Taxable Valuation	2,555,723	2,447,171	2,353,912	2,264,080
Tax Rate Per 100	38.663	33.808	43.401	42.962
Tax Levy	988,119	827,330	1,021,619	972,691
Total Taxable Valuation	3,543,187	3,372,443	3,216,641	3,058,857
Total Levy	1,719,746	1,444,810	1,707,314	1,733,472

*Past presentations of year end fund balances reflected an adjustment for actual years 2018-2021 due to garbage settlement litigation

TOWN OF NORTH HEMPSTEAD				
Town Operated Special Districts (TOSDs)	Preliminary Budget 2025	Adopted Budget 2024	Actual 2023	Actual 2022
SR139 New Hyde Park-Garden City Park-Floral Park Centre Garbage & Refuse				
Refuse & Garbage District Expenses				
4936 GARBAGE REMOVAL CONTRACT	2,923,080	2,831,100	2,730,097	2,658,030
4980 ADMINISTRATIVE CHARGES	23,388	15,079	16,791	13,924
5148 SVCS RENDERED BY OTHER GOVTS	228,358	224,132	184,992	189,672
New Hyde Park-Garden City Park-Floral Park Centre Garbage & Refuse Total Expenses:	3,174,825	3,070,311	2,931,881	2,861,626
Revenues				
1001.001 RESTORED TAXES	-	-	214	110
1081.001 PAYMENT IN LIEU OF TAXES - LIPA	920	901	901	1,070
1089 OTHER TAX ITEMS	8,003	8,000	8,003	8,003
2389 SVCS for OTHER GOV'T-HOME & COMM	-	19,391	19,391	19,391
2401 INTEREST EARNED	3,000	1,000	12,605	748
New Hyde Park-Garden City Park-Floral Park Centre Garbage & Refuse Total Revenues:	11,923	29,292	41,114	29,322
SUMMARY				
TOTAL BUDGETED/ACTUAL EXPENSES	3,174,825	3,070,311	2,931,881	2,861,626
ACTUAL FUND BALANCES AT END OF PERIOD			139,436	151,235
FUND BALANCE APPROPRIATION FOR POLICY REQUIREMENT	36,416			
	<u>3,211,242</u>	<u>3,070,311</u>	<u>3,071,317</u>	<u>3,012,861</u>
TOTAL BUDGETED/ACTUAL REVENUES	11,923	29,292	41,114	29,322
APPROPRIATED FUND BALANCES	-	17,111		
APPROPRIATED ASSIGNED - LIPA PILOTS				
ACTUAL FUND BALANCES AT BEGINNING OF PERIOD			151,235	102,378
RAISED BY TAXES			2,878,968	2,881,161
AMOUNT TO BE RAISED BY TAXES	3,199,318	3,023,908		
	<u>3,211,242</u>	<u>3,070,311</u>	<u>3,071,317</u>	<u>3,012,861</u>
TAX LEVY				
CLASS I-RESIDENTIAL PROPERTIES				
Rate Determining				
Taxable Valuation	4,141,025	3,795,346	3,517,236	3,118,860
Tax Rate Per 100	49.729	51.508	53.091	56.589
Tax Levy	<u>2,059,275</u>	<u>1,954,923</u>	<u>1,867,340</u>	<u>1,764,935</u>
CLASS II-RESIDENTIAL PROPERTIES				
Rate Determining				
Taxable Valuation	17,526	18,283	20,261	11,156
Tax Rate Per 100	11.035	9.945	14.576	14.488
Tax Levy	<u>1,934</u>	<u>1,818</u>	<u>2,953</u>	<u>1,616</u>
CLASS IV-ALL OTHER PROPERTIES				
Rate Determining				
Taxable Valuation	4,319,316	4,408,377	4,285,497	3,979,766
Tax Rate Per 100	26.349	24.208	23.537	28.007
Tax Levy	<u>1,138,110</u>	<u>1,067,166</u>	<u>1,008,674</u>	<u>1,114,609</u>
Total Taxable Valuation	<u>8,477,867</u>	<u>8,222,006</u>	<u>7,822,994</u>	<u>7,109,782</u>
Total Levy	<u>3,199,318</u>	<u>3,023,908</u>	<u>2,878,968</u>	<u>2,881,161</u>

*Past presentations of year end fund balances reflected an adjustment for actual years 2018-2021 due to garbage settlement litigation

TOWN OF NORTH HEMPSTEAD

Town Operated Special Districts (TOSDs)		Preliminary Budget 2025	Adopted Budget 2024	Actual 2023	Actual 2022
SL014	Town of North Hempstead Lighting District				
	Expenses				
	1000 PERSONAL SERVICES	50,218	49,233	49,374	46,760
	Subtotal:	50,218	49,233	49,374	46,760
	4261 INSURANCE, FIRE & LIABILITY ETC.	1,230	1,695	1,175	1,090
	4400 CONTINGENCY	5,000	5,000	-	-
	4820 LIGHTS IN OPERATIONS	1,010,000	1,010,000	1,199,980	907,172
	8410 ELECTRICITY	1,275,000	1,275,000	1,102,673	1,263,602
	Subtotal:	2,291,230	2,291,695	2,303,827	2,171,864
	Benefits				
	8010 STATE RETIREMENT	10,768	8,573	6,375	7,272
	8030 SOCIAL SECURITY TXS-EMPLOYER	3,842	3,200	3,552	3,369
	8035 METROPOLITAN COMMUTER TRANSPORTATION DISTRICT PR TAX	171	100	128	99
	8040 WORKERS COMP	154	188	(2,498)	117
	Subtotal:	14,934	12,061	7,557	10,857
	8061 HEALTH	16,809	14,428	13,111	11,815
	8062 DENTAL	550	550	262	474
	8063 OPTICAL	100	100	45	45
	Subtotal:	17,459	15,078	13,419	12,335
	Other				
	4980 ADMINISTRATIVE CHARGE	194,705	252,161	197,427	215,104
	9901.716 INTERFUND TRANSFER PRINCIPAL S.B.	74,850	68,180	55,926	41,835
	9901.717 INTERFUND TRANSFER INTEREST S.B.	31,784	32,694	33,086	19,942
	Subtotal:	301,339	353,035	286,440	276,882
	Town of North Hempstead Lighting District Total Expenses:	2,675,180	2,721,102	2,660,617	2,518,697
	Revenues				
	1001.001 REAL PROPERTY TAXES RESTORED PROPERTY TAXES	-	-	268	63
	1081.001 PAYMENT IN LIEU OF TAXES LIPA	141,799	139,373	139,373	134,612
	1081 PAYMENT IN LIEU OF TAXES	70,715	60,228	60,228	59,581
	1090 PROPERTY TAX-INTEREST &PENALTIES	-	-	314	351
	2401 INTEREST EARNED	5,000	1,200	17,859	1,313
	5031. INTERFUND TRANSFER	-	-	1,200,000	-
	5031.007 INTERFUND TRANSFER DEBT SVC PREMUIIM-BAN	22	4,494	9,139	37
	5031.008 INTERFUND TRANSFER CAP PROJ INTEREST	18,136	9,844	905	1,181
	Town of North Hempstead Lighting District Total Revenues:	235,672	215,139	1,428,087	197,139

TOWN OF NORTH HEMPSTEAD				
Town Operated Special Districts (TOSDs)	Preliminary Budget 2025	Adopted Budget 2024	Actual 2023	Actual 2022

SL014 Town of North Hempstead Lighting District (Continued)

SUMMARY

TOTAL BUDGETED/ACTUAL EXPENSES	2,675,180	2,721,102	2,660,617	2,518,697
ACTUAL FUND BALANCES AT END OF PERIOD			1,344,916	237,415
	<u>2,675,180</u>	<u>2,721,102</u>	<u>4,005,532</u>	<u>2,756,113</u>
TOTAL BUDGETED/ACTUAL REVENUES	235,672	215,139	1,428,087	197,139
APPROPRIATED FUND BALANCES	75,000	194,380		
DIRECT ASSESSMENT TOTAL (LIPA Settlement Schedule Payments)	21,945	34,040	34,164	
APPROPRIATED ASSIGNED - LIPA PILOTS				
ACTUAL FUND BALANCES AT BEGINNING OF PERIOD			237,415	344,995
RAISED BY TAXES			2,305,866	2,213,979
AMOUNT TO BE RAISED BY TAXES	2,342,564	2,277,543		
	<u>2,675,180</u>	<u>2,721,102</u>	<u>4,005,532</u>	<u>2,756,113</u>

TAX LEVY

CLASS I-RESIDENTIAL PROPERTIES

Rate Determining				
Taxable Valuation	21,140,221	19,325,253	17,902,983	15,970,320
Tax Rate Per 100	<u>5.783</u>	<u>6.224</u>	<u>6.441</u>	<u>7.641</u>
Tax Levy	1,222,540	1,202,733	1,153,146	1,220,270

CLASS II-RESIDENTIAL PROPERTIES

Rate Determining				
Taxable Valuation	1,965,634	2,056,848	1,961,261	1,720,503
Tax Rate Per 100	<u>1.726</u>	<u>1.601</u>	<u>1.760</u>	<u>1.699</u>
Tax Levy	33,930	32,930	34,525	29,229

CLASS III - UTILITY PROPERTIES

Rate Determining				
Taxable Valuation	3,248,312	2,720,967	2,296,923	2,609,162
Tax Rate Per 100	<u>4.539</u>	<u>4.771</u>	<u>5.177</u>	<u>4.415</u>
Tax Levy	147,447	129,813	118,910	115,187

CLASS IV-ALL OTHER PROPERTIES

Rate Determining				
Taxable Valuation	25,120,732	25,769,121	24,939,084	23,577,521
Tax Rate Per 100	<u>3.737</u>	<u>3.539</u>	<u>4.007</u>	<u>3.602</u>
Tax Levy	938,647	912,067	999,285	849,292

Total Taxable Valuation	<u>51,474,899</u>	<u>49,872,189</u>	<u>47,100,251</u>	<u>43,877,506</u>
Total Levy	<u>2,342,564</u>	<u>2,277,543</u>	<u>2,305,866</u>	<u>2,213,979</u>

TOWN OF NORTH HEMPSTEAD

Town Operated Special Districts (TOSDs)		Preliminary Budget 2025	Adopted Budget 2024	Actual 2023	Actual 2022
SP152	Harbor Hills Park District				
	Expenses				
	1000 PERSONAL SERVICES	34,288	31,583	35,726	32,631
	1200 SEASONAL AND PART TIME	124,655	106,110	107,262	94,414
	1300 OVERTIME	10,000	10,000	8,190	17,248
	1400 NIGHT DIFFERENTIAL	500	500	156	35
	Subtotal:	169,443	148,193	151,334	144,328
	4210 WATER	12,000	7,000	11,660	16,596
	4220 HEATING/NATURAL GAS	5,500	5,500	5,391	7,450
	4261 INSURANCE, FIRE & LIABILITY ETC.	6,976	8,239	7,305	5,944
	4440 Credit Card Fees	500	500	1,284	283
	4525 CSEA LEGAL FEES	44	38	-	84
	4660 UNIFORMS & LAUNDRY	-	-	855	1,207
	4680 CHEMICALS & TESTING	10,000	10,000	12,603	8,119
	4715 SERVICES RENDERED BY OTHER FUNDS	15,000	-	18,867	-
	4740 T.P.S-OPERATING EQUIPMENT	2,000	2,000	2,116	923
	4743 T.P.S.-PLANT & GROUNDS	20,000	20,000	42,374	26,548
	4753 R & M - PLANT & GROUNDS	8,500	8,500	8,190	11,303
	4902 RECREATION SUPPLIES	7,500	7,500	5,506	4,920
	4930 CONTRACTUAL SERVICES	21,500	26,000	14,646	7,238
	8410 ELECTRICITY	17,000	17,000	18,494	20,878
	Subtotal:	126,520	112,277	149,291	111,494
	Benefits				
	8010 STATE RETIREMENT	11,569	8,664	11,046	9,474
	8030 SOCIAL SECURITY TXS-EMPLOYER	12,159	10,000	11,446	10,929
	8035 METROPOLITAN COMMUTER TRANSPORTATION DISTRICT PR TAX	576	350	421	311
	8040.002 WORKERS COMP WORKERS COMP ADMIN FEES	-	8	7	5
	8040 WORKERS COMP	319	355	178	112
	Subtotal:	24,623	19,377	23,099	20,831
	8061 HEALTH	7,859	6,134	10,272	9,294
	8062 DENTAL	265	360	136	326
	8063 OPTICAL	28	35	26	31
	Subtotal:	8,152	6,529	10,435	9,651
	Other				
	4980 ADMINISTRATIVE CHARGES	97,963	180,134	115,719	99,001
	9901.736 INTERFUND TRANSFER PRINCIPAL BANS	-	-	-	5,000
	9901.737 INTERFUND TRANSFER INTEREST BANS	-	-	30,000	16,575
	9901.716 INTERFUND TRANSFER PRINCIPAL S.B.	65,040	62,539	59,608	57,189
	9901.717 INTERFUND TRANSFER INTEREST S.B.	38,464	41,604	44,597	48,817
	Subtotal:	201,467	284,277	249,923	226,582
	Harbor Hills Park District Total Expenses:	530,204	570,653	584,082	512,886

TOWN OF NORTH HEMPSTEAD

Town Operated Special Districts (TOSDs)		Preliminary Budget 2025	Adopted Budget 2024	Actual 2023	Actual 2022
SP152	Harbor Hills Park District (Continued)				
	Revenues				
	2001 PARKS AND RECREATION	-	-	(108)	-
	2025 SPECIAL FACILITY - GOLF	6,000	6,000	6,010	3,135
	2401 INTEREST EARNED	1,500	500	4,120	405
	2801 INTERFUND REVENUE	-	500	-	-
	2680 RECOVERY OF DAMAGE TO TOWN PRPTY	-	-	-	44,738
	5031.007 INTERFUND REVENUE - BAN PREMIUM	-	-	15,820	14,794
	5031.008 INTERFUND TRANSFER CAP PROJ INTEREST	3,392	7,932	3,014	4,595
	Harbor Hills Park District Total Revenues:	10,892	14,932	28,856	67,667
	SUMMARY				
	TOTAL BUDGETED/ACTUAL EXPENSES	530,204	570,653	584,082	512,886
	ACTUAL FUND BALANCES AT END OF PERIOD			168,018	235,125
		<u>530,204</u>	<u>570,653</u>	<u>752,100</u>	<u>748,011</u>
	TOTAL BUDGETED/ACTUAL REVENUES	10,892	14,932	28,856	67,667
	APPROPRIATED FUND BALANCES		67,601		
	APPROPRIATED ASSIGNED - LIPA PILOTs				
	ACTUAL FUND BALANCES AT BEGINNING OF PERIOD			235,125	259,009
	RAISED BY TAXES			488,120	421,335
	AMOUNT TO BE RAISED BY TAXES	519,312	488,120		
		<u>530,204</u>	<u>570,653</u>	<u>752,100</u>	<u>748,011</u>
	TAX LEVY				
	CLASS I-RESIDENTIAL PROPERTIES				
	Rate Determining				
	Taxable Valuation	268,922	244,153	226,453	203,185
	Tax Rate Per 100	193.109	199.924	215.550	207.365
	Tax Levy	519,312	488,120	488,120	421,335
	Total Taxable Valuation	268,922	244,153	226,453	203,185
	Total Levy	519,312	488,120	488,120	421,335

TOWN OF NORTH HEMPSTEAD

Town Operated Special Districts (TOSDs)	Preliminary Budget 2025	Adopted Budget 2024	Actual 2023	Actual 2022
SP155 Manhasset Bay Park District				
Expenses				
4210 WATER	125	125	128	117
4261 INSURANCE, FIRE & LIABILITY	318	300	-	-
4715 SERVICES RENDERED BY OTHER FUNDS	7,000	12,000	6,988	8,590
4750 REPAIRS & MAINTENANCE	-	-	-	2,963
4753 R & M - PLANT & GROUNDS	5,000	-	6,058	6,235
4920 GENERAL IMPROVEMENTS	500	500	-	-
4930 CONTRACTUAL SERVICES	-	-	-	-
Subtotal:	12,943	12,925	13,174	17,905
Other				
4980 ADMINISTRATIVE CHARGES	13,301	11,776	8,771	7,818
9901 INTERFUND TRANSFER	-	-	40,227	-
9901.200 INTERFUND TRANSFER GEN'L/CAPITAL	-	-	23,233	-
9901.716 INTERFUND TRANSFER PRINCIPAL S.B.	10,010	9,620	9,100	8,710
9901.717 INTERFUND TRANSFER INTEREST S.B.	594	893	1,313	1,758
Subtotal:	23,905	22,289	82,645	18,287
Manhasset Bay Park District Total Expenses:	36,848	35,214	95,818	36,191
Revenues				
2401 INTEREST EARNED	250	150	956	169
5031.008 INTERFUND TRANSFER IN - CAPITAL PROJECT INTEREST	-	664	32	144
Manhasset Bay Park District Total Revenues:	250	814	988	313
SUMMARY				
TOTAL BUDGETED/ACTUAL EXPENSES	36,848	35,214	95,818	36,191
ACTUAL FUND BALANCES AT END OF PERIOD			38,910	113,132
	36,848	35,214	134,729	149,324
TOTAL BUDGETED/ACTUAL REVENUES	250	814	988	313
APPROPRIATED FUND BALANCES	15,990	13,792		
APPROPRIATED ASSIGNED - LIPA PILOTs				
ACTUAL FUND BALANCES AT BEGINNING OF PERIOD			113,132	128,403
RAISED BY TAXES			20,608	20,608
AMOUNT TO BE RAISED BY TAXES	20,608	20,608		
	36,848	35,214	134,729	149,324
TAX LEVY				
CLASS I-RESIDENTIAL PROPERTIES				
Rate Determining				
Taxable Valuation	232,975	213,689	194,450	174,480
Tax Rate Per 100	8.846	9.644	10.598	11.811
Tax Levy	20,608	20,608	20,608	20,608
Total Taxable Valuation	232,975	213,689	194,450	174,480
Total Levy	20,608	20,608	20,608	20,608

TOWN OF NORTH HEMPSTEAD

Town Operated Special Districts (TOSDs)		Preliminary Budget 2025	Adopted Budget 2024	Actual 2023	Actual 2022
SP154	Clinton G. Martin Park District				
	Expenses				
	1000 PERSONAL SERVICES	412,723	383,783	400,076	407,422
	1200 SEASONAL AND PART TIME	460,000	456,400	345,585	369,465
	1300 OVERTIME	30,000	30,000	23,499	43,504
	1400 NIGHT DIFFERENTIAL	4,917	4,000	4,323	5,511
5142.1300	SNOW OVERTIME	3,427	-	2,242	3,457
	Subtotal:	911,067	874,183	775,724	829,359
	4210 WATER	7,500	7,500	6,780	19,620
	4220 HEATING/NATURAL GAS	10,000	10,000	6,125	9,258
	4261 INSURANCE, FIRE & LIABILITY ETC.	43,117	46,453	34,902	28,462
	4400 CONTINGENCY	30,000	30,000	-	-
	4440 Credit Card Fees	6,879	4,000	7,227	6,530
	4525 CSEA LEGAL FEES	474	409	417	503
	4660 UNIFORMS & LAUNDRY	4,000	4,000	2,762	8,346
	4670 GAS AND OIL	1,000	1,000	-	-
	4680 CHEMICALS & TESTING	70,000	70,000	50,063	45,746
	4715 Services Rendered by Other Funds	5,000	5,000	4,229	-
	4740 T.P.S-OPERATING EQUIPMENT	8,500	8,500	5,686	7,166
	4743 T.P.S.-PLANT & GROUNDS	20,000	20,000	19,523	14,854
	4752 R & M - OPERATING EQUIPMENT	4,000	4,000	-	2,344
	4753 R & M - PLANT & GROUNDS	16,000	16,000	10,444	11,813
	4902 RECREATION SUPPLIES	10,000	5,000	4,320	5,000
	4930 CONTRACTUAL SERVICES	40,000	40,000	33,294	16,823
	8410 ELECTRICITY	57,000	57,000	46,759	56,949
	Subtotal:	333,470	328,862	232,532	233,412
	Benefits				
	8010 STATE RETIREMENT	108,731	99,879	79,028	75,037
	8030 SOCIAL SECURITY TXS-EMPLOYER	66,763	60,000	57,597	61,634
	8035 METROPOLITAN COMMUTER TRANSPORTATION DISTRICT PR TAX	3,098	1,500	2,081	1,751
8040.002	WORKERS COMP WORKERS COMP ADMIN FEES	-	-	-	11
8040	WORKERS COMP	154	355	369	231
	Subtotal:	178,746	161,734	139,074	138,664
	8061 HEALTH	180,894	170,717	157,568	145,712
	8062 DENTAL	8,307	9,250	4,337	8,670
	8063 OPTICAL	680	800	574	631
	8064 HEALTH & MEDICAL REIMB.	-	2,500	-	-
	Subtotal:	189,881	183,267	162,479	155,013
	Other				
	4980 ADMINISTRATIVE CHARGES	301,237	308,837	290,138	269,893
9901.716	INTERFUND TRANSFER PRINCIPAL S.B.	1,119,763	1,098,290	1,073,541	1,062,617
9901.717	INTERFUND TRANSFER INTEREST S.B.	454,440	481,956	508,769	535,220
	Subtotal:	1,875,440	1,889,083	1,872,448	1,867,730
	Clinton G. Martin Park District Total Expenses:	3,488,604	3,437,129	3,182,257	3,224,179

TOWN OF NORTH HEMPSTEAD

Town Operated Special Districts (TOSDs)	Preliminary Budget 2025	Adopted Budget 2024	Actual 2023	Actual 2022
---	----------------------------	------------------------	-------------	-------------

SP154 Clinton G. Martin Park District (Continued)

Revenues

1001.001 RESTORED PROPERTY TAXES	-	-	136	130
1081.001 PAYMENT IN LIEU OF TAXES LIPA	26,379	24,272	24,272	22,739
2012 CONCESSION FEES	-	-	3,367	3,400
2025 SPECIAL FACILITY - GOLF BEACH & POOL FEES	350,000	350,000	335,325	358,903
2401 INTEREST EARNED	3,000	1,500	4,835	733
2410 RENTAL OF REAL PROPERTY	15,000	15,000	15,000	15,000
2680 RECOVERY OF DAMAGE TO TOWN PRPTY	-	-	-	66,171
2701 REFUND PRIOR YEARS EXPENSES	-	-	-	-
2770 OTHER UNCLASSIFIED REVENUE	-	-	3,308	40
2801 INTERFUND REVENUES	60,000	60,000	60,000	68,060
3960 STATE AID, EMERGENCY DISASTER ASSISTANCE	-	-	-	92
4960 FEDERAL AID, EMERGENCY DISASTER ASSISTANCE	-	-	-	825
5031.008 INTERFUND TRANSFER CAP PROJ INTEREST	16,778	11,622	12,261	21,247
Clinton G. Martin Park District Total Revenues:	471,157	462,394	458,505	557,339

SUMMARY

TOTAL BUDGETED/ACTUAL EXPENSES	3,488,604	3,437,129	3,182,257	3,224,179
ACTUAL FUND BALANCES AT END OF PERIOD			42,634	(96,338)
FUND BALANCE APPROPRIATION FOR POLICY REQUIREMENT		264,738		
	<u>3,488,604</u>	<u>3,701,867</u>	<u>3,224,891</u>	<u>3,127,841</u>
TOTAL BUDGETED/ACTUAL REVENUES	471,157	462,394	458,505	557,339
APPROPRIATED FUND BALANCES	-			
APPROPRIATED ASSIGNED - LIPA PILOTS				
ACTUAL FUND BALANCES AT BEGINNING OF PERIOD			(96,338)	(29,041)
RAISED BY TAXES			2,862,724	2,599,543
AMOUNT TO BE RAISED BY TAXES	3,017,447	3,239,473		
	<u>3,488,604</u>	<u>3,701,867</u>	<u>3,224,891</u>	<u>3,127,841</u>

TAX LEVY

CLASS I-RESIDENTIAL PROPERTIES

Rate Determining				
Taxable Valuation	7,928,230	7,266,395	6,740,985	5,987,514
Tax Rate Per 100	25.507	30.398	27.605	30.677
Tax Levy	2,022,264	2,208,825	1,860,839	1,836,783

CLASS II-RESIDENTIAL PROPERTIES

Rate Determining				
Taxable Valuation	93,098	93,647	92,447	83,569
Tax Rate Per 100	13.422	14.078	13.592	11.239
Tax Levy	12,496	13,184	12,565	9,392

CLASS III-UTILITY PROPERTIES

Rate Determining				
Taxable Valuation	415,250	353,559	306,370	258,007
Tax Rate Per 100	16.626	18.089	17.241	13.624
Tax Levy	69,040	63,957	52,821	35,151

CLASS IV-ALL OTHER PROPERTIES

Rate Determining				
Taxable Valuation	5,479,705	5,575,665	5,575,069	5,042,229
Tax Rate Per 100	16.673	17.101	16.798	14.244
Tax Levy	913,648	953,507	936,499	718,217

Total Taxable Valuation	13,916,283	13,289,266	12,714,871	11,371,319
Total Levy	3,017,447	3,239,473	2,862,724	2,599,543

TOWN OF NORTH HEMPSTEAD

Town Operated Special Districts (TOSDs)	Preliminary Budget 2025	Adopted Budget 2024	Actual 2023	Actual 2022
---	----------------------------	------------------------	-------------	-------------

SP156 Levitt Park at Roslyn Heights Park District

No expenses or revenues budgeted for this District

TOWN OF NORTH HEMPSTEAD

Town Operated Special Districts (TOSDs)	Preliminary Budget 2025	Adopted Budget 2024	Actual 2023	Actual 2022
ST016 Port Washington Public Parking District				
Expenses				
1000 PERSONAL SERVICES	352,977	243,379	242,559	241,039
1300 OVERTIME	25,000	25,000	18,817	12,322
Subtotal:	377,977	268,379	261,375	253,361
2000 CAPITAL OUTLAY AND EQUIPMENT	184,756	125,000	13,180	6,696
4010 STATIONERY & PRINTING	600	550	200	-
4040 OFFICE SUPPLIES	475	440	290	73
4210 WATER	400	400	151	150
4220 HEATING/NATURAL GAS	3,800	4,000	2,776	3,890
4261 INSURANCE, FIRE & LIABILITY ETC.	9,843	10,526	4,169	5,975
4440 Credit Card Fees	50,000	40,000	41,256	37,249
4525 CSEA LEGAL FEES	444	384	250	335
4660 UNIFORMS & LAUNDRY	4,500	3,000	2,697	1,573
4670 GAS AND OIL	2,800	3,300	2,648	4,043
4690 SAND, SALT ETC.	1,500	1,500	1,495	897
4715 Services Rendered by Other Funds	15,000	11,000	10,194	2,139
4740 T.P.S.-OPERATING EQUIPMENT	6,500	6,000	4,717	3,801
4743 T.P.S.-PLANT & GROUNDS	2,000	2,000	1,049	409
4752 R & M - OPERATING EQUIPMENT	8,000	8,000	10,349	14,784
4753 R & M - PLANT & GROUNDS	660	660	525	200
4755 R & M - METERS & EQUIP.	11,000	10,000	7,327	2,367
4760 TIPPING FEES-LANDFILL	400	400	-	-
4930 CONTRACTUAL SERVICES	22,000	20,000	12,331	6,529
4970 OTHER OPERATING EXPENSES	500	500	2,962	398
8410 ELECTRICITY	12,000	14,000	11,076	13,991
4993 TAXES & ASSESSMENTS	9,889	8,790	8,791	4,497
Subtotal:	347,067	270,450	138,432	109,999

TOWN OF NORTH HEMPSTEAD

Town Operated Special Districts (TOSDs)	Preliminary Budget 2025	Adopted Budget 2024	Actual 2023	Actual 2022
ST016 Port Washington Public Parking District (Continued)				
Benefits				
8010 STATE RETIREMENT	46,886	46,233	34,173	43,310
8030 SOCIAL SECURITY TXS-EMPLOYER	27,003	28,459	19,481	18,831
8035 METROPOLITAN COMMUTER TRANSPORTATION DISTRICT PR TAX	1,285	800	676	539
8040.002 WORKERS COMP WORKERS COMP ADMIN FEES	-	-	-	17
8040 WORKERS COMP	383	27,569	370	348
8050 UNEMPLOYMENT EXPENSES	-	643	-	-
Subtotal:	<u>75,557</u>	<u>103,704</u>	<u>54,700</u>	<u>63,045</u>
8061 HEALTH	186,923	168,874	159,813	143,883
8062 DENTAL	2,675	4,367	1,677	3,215
8063 OPTICAL	225	400	263	274
8064 HEALTH & MEDICAL REIMB.	6,875	-	750	750
Subtotal:	<u>189,823</u>	<u>173,641</u>	<u>162,503</u>	<u>148,122</u>
Other				
4980 ADMINISTRATIVE CHARGES	290,334	324,911	231,700	201,833
9901.716 INTERFUND TRANSFER PRINCIPAL S.B.	386,023	367,027	342,573	293,871
9901.717 INTERFUND TRANSFER INTEREST S.B.	100,040	117,669	142,916	117,679
Subtotal:	<u>776,397</u>	<u>809,607</u>	<u>717,189</u>	<u>613,384</u>
Port Washington Public Parking District Total Expenses:	<u><u>1,766,821</u></u>	<u><u>1,625,781</u></u>	<u><u>1,334,200</u></u>	<u><u>1,187,910</u></u>
Revenues				
1001.001 REAL PROPERTY TAXES RESTORED PROPERTY TAXES	-	-	45	-
1081.001 PAYMENT IN LIEU OF TAXES LIPA	12,975	12,864	12,864	12,428
1081 PAYMENT IN LIEU OF TAXES	16,469	14,316	14,316	11,805
1090 PROPERTY TAX-INTEREST &PENALTIES	-	-	-	65
1710 PARKING PERMITS	84,000	115,000	82,355	70,760
1721 PARKING LOTS	600,000	504,000	624,785	482,711
1741 METER FEES	220,000	270,000	226,211	219,388
2401 INTEREST EARNED	50	50	1	(208)
2410 RENTAL OF REAL PROPERTY	-	-	3,335	6,989
2650 RECYCLING -ALL OTHER	-	-	373	-
2701 REFUND OF PRIOR YEAR EXPENDITURE	-	-	-	-
2770 OTHER UNCLASSIFIED REVENUE	-	-	5,000	-
5031 INTERFUND TRANSFER	-	-	-	1,055,284
5031.007 INTERFUND TRANSFER DEBT SVC PREMUIM-BAN	-	2,235	21,730	23
5031.008 INTERFUND TRANSFER CAP PROJ INTEREST	19,919	32,746	917	1,553
5031.010 INTERFUND TRANSFER DEBT SERVICE	-	-	-	22,080
Port Washington Public Parking District Total Revenues:	<u><u>953,414</u></u>	<u><u>951,211</u></u>	<u><u>991,932</u></u>	<u><u>1,882,878</u></u>

TOWN OF NORTH HEMPSTEAD				
Town Operated Special Districts (TOSDs)	Preliminary Budget 2025	Adopted Budget 2024	Actual 2023	Actual 2022
ST016 Port Washington Public Parking District (Continued)				
SUMMARY				
TOTAL BUDGETED/ACTUAL EXPENSES	1,766,821	1,625,781	1,334,200	1,187,910
ACTUAL FUND BALANCES AT END OF PERIOD			1,001,116	931,212
	<u>1,766,821</u>	<u>1,625,781</u>	<u>2,335,316</u>	<u>2,119,122</u>
TOTAL BUDGETED/ACTUAL REVENUES	953,414	951,211	991,932	1,882,878
APPROPRIATED FUND BALANCES	300,000	262,356		
APPROPRIATED ASSIGNED - LIPA PILOTS				
ACTUAL FUND BALANCES AT BEGINNING OF PERIOD			931,212	(175,968)
RAISED BY TAXES			412,172	412,212
AMOUNT TO BE RAISED BY TAXES	513,407	412,214		
	<u>1,766,821</u>	<u>1,625,781</u>	<u>2,335,316</u>	<u>2,119,122</u>
TAX LEVY				
CLASS I-RESIDENTIAL PROPERTIES				
Rate Determining				
Taxable Valuation	9,412,153	8,621,749	8,016,564	7,242,322
Tax Rate Per 100	<u>3.835</u>	<u>3.399</u>	<u>3.540</u>	<u>4.182</u>
Tax Levy	360,986	293,074	283,783	302,892
CLASS II-RESIDENTIAL PROPERTIES				
Rate Determining				
Taxable Valuation	1,740,165	1,841,270	1,805,884	1,743,642
Tax Rate Per 100	<u>1.114</u>	<u>0.841</u>	<u>0.933</u>	<u>0.833</u>
Tax Levy	19,377	15,476	16,847	14,529
CLASS III-UTILITY PROPERTIES				
Rate Determining				
Taxable Valuation	748,586	637,884	558,747	468,686
Tax Rate Per 100	<u>1.838</u>	<u>1.579</u>	<u>1.722</u>	<u>1.498</u>
Tax Levy	13,761	10,072	9,620	7,020
CLASS IV-ALL OTHER PROPERTIES				
Rate Determining				
Taxable Valuation	4,617,090	4,640,369	4,617,781	4,367,772
Tax Rate Per 100	<u>2.584</u>	<u>2.017</u>	<u>2.207</u>	<u>2.010</u>
Tax Levy	119,283	93,592	101,922	87,771
Total Taxable Valuation	<u>16,517,994</u>	<u>15,741,272</u>	<u>14,998,976</u>	<u>13,822,422</u>
Total Levy	<u>513,407</u>	<u>412,214</u>	<u>412,172</u>	<u>412,212</u>

TOWN OF NORTH HEMPSTEAD

Town Operated Special Districts (TOSDs)		Preliminary Budget 2025	Adopted Budget 2024	Actual 2023	Actual 2022
SM017	Town of North Hempstead Sidewalk District				
	Expenses				
	1000 PERSONAL SERVICES	903,680	850,923	714,261	654,400
	1200 SEASONAL AND PART TIME	65,000	65,000	59,099	57,724
	1300 OVERTIME	65,000	42,000	55,571	49,912
5142.1300	SNOW OVERTIME	18,000	-	6,010	12,263
	Subtotal:	1,033,680	957,923	828,932	762,035
	4261 INSURANCE, FIRE & LIABILITY ETC.	27,150	29,306	18,979	18,107
	4400 CONTINGENCY	20,000	20,000	-	-
	4525 CSEA LEGAL FEES	1,067	921	917	1,006
	4660 UNIFORMS & LAUNDRY	9,000	8,500	4,420	2,152
	4670 GAS AND OIL	13,000	13,000	7,437	11,346
	4715 Services Rendered by Other Funds	-	-	-	1,419
	4740 T.P.S-OPERATING EQUIPMENT	35,000	35,000	19,986	27,249
	4746 T.P & S - MISC.	135,000	130,000	106,942	119,289
	4752 R & M - OPERATING EQUIPMENT	55,000	55,000	22,738	63,783
	4760 TIPPING FEES-LANDFILL	130,000	130,000	108,757	124,265
	Subtotal:	425,217	421,727	290,177	368,615
	Benefits				
	8010 STATE RETIREMENT	141,564	128,521	95,363	115,633
	8030 SOCIAL SECURITY TXS-EMPLOYER	74,104	84,500	61,292	56,118
	8035 METROPOLITAN COMMUTER TRANSPORTATION DIST PR TAX	3,515	2,167	2,191	1,621
8040.002	WORKERS COMP WORKERS COMP ADMIN FEES	-	1,644	1,456	1,031
8040	WORKERS COMP	29,154	67,182	30,289	18,761
	Subtotal:	248,336	284,014	190,591	193,164
	8061 HEALTH	583,749	507,170	462,642	404,930
	8062 DENTAL	12,500	16,250	5,182	8,238
	8063 OPTICAL	1,200	1,083	794	668
	8064 HEALTH & MEDICAL REIMB.	14,758	8,000	5,750	3,125
	Subtotal:	612,207	532,503	474,367	416,960
	Other				
	9901 INTERFUND TRANSFER	239,560	239,985	240,207	314,910
	4980 ADMINISTRATIVE CHARGES	423,406	364,950	423,591	589,337
9901.716	INTERFUND TRANSFER PRINCIPAL S.B.	229,239	208,231	175,747	167,594
9901.717	INTERFUND TRANSFER INTEREST S.B.	112,373	159,439	97,097	99,174
9901.736	INTERFUND TRANSFER PRINCIPAL BANS	-	-	-	31,000
9901.737	INTERFUND TRANSFER INTEREST BANS	-	-	-	3,600
	Subtotal:	1,004,579	972,605	936,641	1,205,615
	Town of North Hempstead Sidewalk District Total Expenses:	3,324,019	3,168,772	2,720,708	2,946,390

TOWN OF NORTH HEMPSTEAD				
Town Operated Special Districts (TOSDs)	Preliminary Budget 2025	Adopted Budget 2024	Actual 2023	Actual 2022
SM017 Town of North Hempstead Sidewalk District (Continued)				
Revenues				
1001.001 RESTORED PROPERTY TAXES	-	-	345	80
1081 PAYMENT IN LIEU OF TAXES	82,661	77,385	77,385	75,619
1081.001 PAYMENT IN LIEU OF TAXES LIPA	178,415	176,865	176,865	173,091
1090 PROPERTY TAX-INTEREST & PENALTIES	-	-	404	445
2401 INTEREST EARNED	9,000	4,500	73,105	4,139
2701 REFUND OF PRIOR YEAR EXPENDITURE	-	-	-	-
2801 INTERFUND REVENUES	-	-	-	-
3960 STATE AID, EMERGENCY DISASTER ASSISTANCE	-	-	-	1,756
4960 FEDERAL AID, EMERGENCY DISASTER ASSISTANCE	-	-	-	15,801
5031 INTERFUND TRANSFER	-	-	1,200,000	-
5031.007 INTERFUND TRANSFER DEBT SVC PREMUIM-BAN	43	9,813	10,029	3,434
5031.008 INTERFUND TRANSFER CAP PROJ INTEREST	64,942	32,843	1,835	8,391
5031.010 INTERFUND TRANSFER DEBT SERVICE	37,671	-	-	-
Town of North Hempstead Sidewalk District Total Revenues:	372,733	301,406	1,539,968	282,756
SUMMARY				
TOTAL BUDGETED/ACTUAL EXPENSES	3,324,019	3,168,772	2,720,708	2,946,390
ACTUAL FUND BALANCES AT END OF PERIOD			3,981,545	2,422,946
	<u>3,324,019</u>	<u>3,168,772</u>	<u>6,702,253</u>	<u>5,369,336</u>
TOTAL BUDGETED/ACTUAL REVENUES	372,733	301,406	1,539,968	282,756
DIRECT ASSESSMENT TOTAL (LIPA Settlement Schedule Payments)	25,584	39,787	43,930	
APPROPRIATED FUND BALANCES	270,522	172,111		
APPROPRIATED ASSIGNED - LIPA PILOTS				
ACTUAL FUND BALANCES AT BEGINNING OF PERIOD			2,422,946	2,239,513
RAISED BY TAXES			2,695,409	2,847,067
AMOUNT TO BE RAISED BY TAXES	2,655,181	2,655,468		
	<u>3,324,019</u>	<u>3,168,772</u>	<u>6,702,253</u>	<u>5,369,336</u>
TAX LEVY				
CLASS I-RESIDENTIAL PROPERTIES				
Rate Determining				
Taxable Valuation	21,140,221	19,325,253	17,902,983	15,970,320
Tax Rate Per 100	6.561	7.256	7.529	9.826
Tax Levy	<u>1,387,019</u>	<u>1,402,309</u>	<u>1,347,953</u>	<u>1,569,207</u>
CLASS II-RESIDENTIAL PROPERTIES				
Rate Determining				
Taxable Valuation	1,965,634	2,056,848	1,961,261	1,720,503
Tax Rate Per 100	2.044	1.867	2.058	2.185
Tax Levy	<u>40,182</u>	<u>38,394</u>	<u>40,357</u>	<u>37,587</u>
CLASS III-UTILITY PROPERTIES				
Rate Determining				
Taxable Valuation	3,248,312	2,720,967	2,296,923	2,609,162
Tax Rate Per 100	5.188	5.562	6.051	5.677
Tax Levy	<u>168,509</u>	<u>151,354</u>	<u>138,998</u>	<u>148,125</u>
CLASS IV-ALL OTHER PROPERTIES				
Rate Determining				
Taxable Valuation	25,120,732	25,769,121	24,939,084	23,577,521
Tax Rate Per 100	4.218	4.127	4.684	4.632
Tax Levy	<u>1,059,471</u>	<u>1,063,412</u>	<u>1,168,100</u>	<u>1,092,148</u>
Total Taxable Valuation	51,474,899	49,872,189	47,100,251	43,877,506
Total Levy	2,655,182	2,655,468	2,695,409	2,847,067

TOWN OF NORTH HEMPSTEAD				
Town Operated Special Districts (TOSDs)	Preliminary Budget 2025	Adopted Budget 2024	Actual 2023	Actual 2022

SW018 Great Neck Water District

Expenses

4295 RENTALS-HYDRANT	67,434	64,840	62,346	59,376
4980 ADMINISTRATIVE CHARGES	1,196	700	754	795
Great Neck Water District Total Expenses:	68,630	65,540	63,100	60,171

Revenues

1001.001 REAL PROPERTY TAXES RESTORED PROPERTY TAXES	-	-	6	-
1081.001 PAYMENT IN LIEU OF TAXES LIPA	8,308	8,208	8,209	7,855
2401 INTEREST EARNED	35	50	67	43
2440 WATER RENTALS IN ARREARS	-	-	4,417	-
2701 REFUND OF PRIOR YEAR EXPENDITURE	-	-	-	-
Great Neck Water District Total Revenues:	8,343	8,258	12,699	7,898

SUMMARY

TOTAL BUDGETED/ACTUAL EXPENSES	68,630	65,540	63,100	60,171
ACTUAL FUND BALANCES AT END OF PERIOD			9,815	5,203
	68,630	65,540	72,916	65,373
TOTAL BUDGETED/ACTUAL REVENUES	8,343	8,258	12,699	7,898
APPROPRIATED FUND BALANCES	-	2,266		
APPROPRIATED ASSIGNED - LIPA PILOTS				
ACTUAL FUND BALANCES AT BEGINNING OF PERIOD			5,203	2,459
RAISED BY TAXES			55,014	55,016
AMOUNT TO BE RAISED BY TAXES	60,287	55,016		
	68,630	65,540	72,916	65,373

TAX LEVY

CLASS I-RESIDENTIAL PROPERTIES

Rate Determining				
Taxable Valuation	919,326	836,408	778,184	694,457
Tax Rate Per 100	5.116	5.285	5.698	6.803
Tax Levy	47,037	44,202	44,340	47,243

CLASS III-UTILITY PROPERTIES

Rate Determining				
Taxable Valuation	562,921	472,746	400,234	332,397
Tax Rate Per 100	2.106	2.022	2.313	1.975
Tax Levy	11,858	9,559	9,258	6,566

CLASS IV-ALL OTHER PROPERTIES

Rate Determining				
Taxable Valuation	36,818	40,204	38,739	34,715
Tax Rate Per 100	3.783	3.123	3.655	3.478
Tax Levy	1,393	1,256	1,416	1,207

Total Taxable Valuation	1,519,065	1,349,358	1,217,157	1,061,569
Total Levy	60,288	55,017	55,014	55,016

Town of North Hempstead
Town Operated Special Districts (TOSDs)
Full Time - Salary Listing (*Salaries do not include Longevity and CPO Earnings*)

Fund #	Department	Title (Number of Positions)	Preliminary Budget 2025	Adopted Budget 2024	Actual 2023	Actual 2022
SL014	Lighting District	SEC COMM PUBLIC WORKS	50,218			
		Subtotal:	50,218	49,233	49,374	46,760
		Budgeted Headcount by Year:	0.80	0.80	0.80	0.80
SP152	Harbor Hills Park District	LABORER 2	32,888			
		Subtotal:	32,888	31,583	35,726	32,631
		Budgeted Headcount by Year:	0.5	0.50	0.50	0.58
SP154	CGM Park District	ASSISTANT COORDINATOR COMMUNITY YOUTH SERVICES	24,350			
		GROUNDSKEEPER 1	88,900			
		LABORER 1	66,962			
		LABORER 2	53,655			
		MAINT MECHANIC 2	73,557			
		PARK SUPERVISOR 1	100,349			
		Subtotal:	407,773	383,783	400,076	407,422
		Budgeted Headcount by Year:	5.33	5.33	5.33	5.00
ST016	PW Public Parking	LABOR SUPERVISOR 1	75,922			
		PARKING METER SERVICER (3)	196,619			
		PARKING METER SERVICER SUPV	80,436			
		Subtotal:	352,977	243,379	242,559	241,039
		Budgeted Headcount by Year:	5.00	4.00	4.00	4.00
SM017	Sidewalk District	CLERK TYPIST 2	59,642			
		DEP COMM PUBLIC WORKS	95,000			
		EQUIPMENT OPER TRAINEE	56,578			
		EQUIPMENT OPERATOR 2 (3)	194,727			
		HWY CONST SUPERVISOR (2)	204,867			
		LABOR SUPERVISOR 1	75,198			
		LABORER 1 (4)	216,668			
		Subtotal:	902,680	850,923	714,261	654,400
		Budgeted Headcount by Year:	13.00	13.00	12.00	13.00
	Total Longevity Pay in TOSDs:	1,750				
	Total Certified Pool Operated Benefit Expense:	5,600				



**COMMISSIONER OPERATED SPECIAL DISTRICTS
TABLE OF CONTENTS**

<u>FUND</u>	<u>DISTRICT</u>	<u>PAGE #</u>
SM311	Greater PW BID	1
	<u>FIRE PROTECTION DISTRICTS</u>	
SF331	Garden City Park Fire District	3
SF332	Manhasset-Lakeville Fire District	5
SF333	New Hyde Park Fire District	8
SF334	Westbury Fire District	10
	<u>GARBAGE DISTRICTS</u>	
SR341	Carle Place Garbage District	12
SR342	Glenwood Garbage District	14
SR343	Port Washington Garbage District	15
SR344	Roslyn Garbage District	17
	<u>LIBRARY DISTRICTS</u>	
L351	Shelter Rock Library District	19
L352	Gold Coast Library District	22
L353	Carle Place Library District	25
	<u>PARK DISTRICTS</u>	
SP361	Great Neck Parks District	26
SP362	Manhasset Park District	37
SM371	Port Washington Police District	40
	<u>WATER POLLUTION CONTROL DISTRICTS</u>	
SS381	Belgrave Water Pollution Control District	44
SS382	Great Neck Water Pollution Control District	47
SS383	Port Washington Water Pollution Control District	51
	<u>WATER DISTRICTS</u>	
SW391	Albertson Water District	56
SW392	Carle Place Water District	59
SW393	Garden City Park Water District	63
SW394	Glenwood Water District	67
SW395	Manhasset-Lakeville Water District	70
SW396	Port Washington Water District	74
SW397	Roslyn Water District	78
SW398	Westbury Water District	82

Town of North Hempstead					
Commissioner Operated Special Districts	Preliminary Budget 2025	Adopted Budget 2024	Actual 2023	Actual 2022	
SM311 GREATER PORT WASHINGTON BUSINESS IMPROVEMENT DISTRICT					
EXPENSES					
ADMINISTRATIVE					
1610.20	Equipment	500	113	-	25
1610.21	Copier Lease	2,600	2,600	2,442	2,848
1610.41	Executive Director	63,036	61,200	60,193	57,686
1610.43	Administrative Expenses	11,000	10,000	9,942	5,500
1610.44	Insurance	8,400	8,100	7,946	5,638
1610.45	Postage, Printing & Stationery	500	1,000	162	3,026
1610.46	Accountant Fees	2,000	2,000	2,000	2,000
1610.47	Legal Fees	6,500	6,500	15,150	8,175
1610.48	Rent & Utilities	10,000	12,000	3,714	7,448
1610.49	Telephone	3,300	3,000	2,972	2,737
1610.50	Auditing Fees	9,500	9,500	8,500	8,500
1610.51	Payroll Tax	5,000	4,900	4,887	4,724
1610.52	Website	1,000	1,000	2,500	1,350
1610.53	Computer Expense	300	300	-	-
	TOTAL ADMINISTRATIVE	123,636	122,213	120,408	109,657
HOME & COMMUNITY SERVICES					
8110.21	Streetscape Beautification	15,000	200	600	471
8110.22	Hanging Baskets	15,750	16,600	15,277	10,793
8110.23	LIRR Tree Beds	2,000	1,300	1,200	1,200
8110.24	Sailboat Banners	-	6,000	5,050	5,850
8110.25	Corn Stalks	3,000	-	2,905	3,267
8110.41	Sanitation - Sidewalks	10,000	10,000	9,922	7,059
8110.42	Sanitation - Receptacles	1,000	-	-	7,671
8181.41	Business Recruitment	10,000	10,000	10,816	20,766
8181.42	Tenant Bonus Program	12,000	12,000	10,000	9,000
8181.43	Façade Grant Program	5,000	-	6,000	5,000
8181.44	Sign Grant Program	5,000	5,000	5,000	4,738
8183.44	Dinner/Theatre Port Outdoors	10,000	10,000	8,270	9,857
8183.45	Restaurant Week	4,000	4,000	4,028	3,988
8183.46	Harborfest	-	-	1,575	1,634
8183.47	Port Holiday Magic	10,000	7,500	12,409	6,899
8183.48	Mother's Day Promotion	-	-	1,592	2,558
8183.50	Halloween on Main	1,000	2,000	669	1,721
8184.42	Holiday Lighting Installation/Maintenance	22,000	20,000	33,020	25,706
	TOTAL HOME & COMMUNITY SVCS	125,750	104,600	128,333	128,303
DEBT SERVICE					
9700.00	TNH Admin Fee	11,375	11,375	3,976	2,050
9710.60	Principal	-	2,658	2,515	13,212
	Principal (neg)	-	-	-	(5,008)
9710.70	Interest	-	67	196	464
	Subtotal	11,375	14,100	6,687	10,718
	TOTAL BUDGETED/ACTUAL EXPENSES	260,761	240,913	255,428	248,678
REVENUE					
2401	Interest Earnings	4,000	1,500	14,761	1,471
2770.2	Office Expense Reimbursement	5,000	5,000	5,478	5,286
5031	Interfund Transfers In	-	-	-	5,008
2770.70	Miscellaneous Revenue	-	-	16,650	10,000
3105.00	Grant Revenue	-	-	10,000	8,445
	TOTAL ESTIMATED/ACTUAL REVENUE	9,000	6,500	46,889	30,210

Town of North Hempstead				
Commissioner Operated Special Districts	Preliminary Budget 2025	Adopted Budget 2024	Actual 2023	Actual 2022

SM311 GREATER PORT WASHINGTON BUSINESS IMPROVEMENT DISTRICT (cont.)

SUMMARY

TOTAL BUDGETED/ACTUAL EXPENSES	260,761	240,913	255,428	248,678
ACTUAL FUND BALANCE AT END OF PERIOD			314,753	308,964
	<u>260,761</u>	<u>240,913</u>	<u>570,181</u>	<u>557,642</u>
TOTAL ESTIMATED/ACTUAL REVENUE	9,000	6,500	46,889	30,210
APPROPRIATED FUND BALANCES	19,930	11,499	-	-
ACTUAL FUND BALANCE AT BEGINNING OF PERIOD			308,964	317,517
RAISED BY TAXATION			214,328	210,120
AMOUNT TO BE RAISED BY TAXATION	231,831	222,914		
	<u>260,761</u>	<u>240,913</u>	<u>570,181</u>	<u>557,847</u>

TAX LEVY

ASSESSED VALUATION	2,600,804	2,665,482	2,696,630	2,526,020
TAX RATE PER 100	9	8.363	7.948	8.318
TAX LEVY	<u>231,831</u>	<u>222,914</u>	<u>214,328</u>	<u>210,120</u>

Town of North Hempstead					
Commissioner Operated Special Districts	Preliminary Budget 2025	Adopted Budget 2024	Actual 2023	Actual 2022	
SF331 GARDEN CITY PARK FIRE DISTRICT					
3410-00 - FIRE FIGHTING					
100	PERSONAL SERVICES-See Detail	925,000	885,000	905,458	771,696
EQUIPMENT					
210	Office Equipment	30,000	30,000	31,042	7,042
225	Operating Equipment	230,000	230,000	315,134	197,934
270	Hose & Misc Fire Equipment	30,000	60,000	-	130,234
	Subtotal	290,000	320,000	346,176	335,210
EXPENSES					
404	Office Supplies & Expenses	120,000	87,500	159,459	89,098
419	Telephone & Communications	50,000	45,000	59,592	44,175
420	Electricity	90,000	85,000	88,156	86,895
422	Heating	32,000	32,000	31,937	31,979
426	Insurance, Fire & Liability	380,000	150,000	143,157	
435	Real Property Rental	2,000	2,000	4,000	
436	Hydrant Rental	20,000	20,000	20,000	20,000
441	Legal Notices	1,000	1,000	-	
447	Election Expenses	500	500	174	
451	Engineering & Achectural			540	11,700
452	Auditing	15,000	15,000	12,500	128,429
453	Custodial	20,000	20,000	14,232	21,083
454	Legal	50,000	40,000	76,870	49,848
455	Medical	45,000	45,000	40,682	34,635
458	Other Professional Services	90,000	55,000	104,207	45,005
459	Fire Inspection	35,000	35,000	33,120	32,708
467	Gas, Oil, etc.	45,000	45,000	34,340	55,741
474	T, P & S - Plant & Grounds	50,000	45,000	77,511	41,902
475	REPAIRS & MAINTENANCE				
	Operating Equipment	135,000	135,000	124,734	143,158
	Plant & Grounds	125,000	150,000	116,424	156,441
	Alarm Systems	1,000	1,000	-	-
485	Education & Fire Prevention	52,000	52,000	34,662	25,963
486	Uniforms, Badges & Caps	30,000	30,000	30,928	24,171
489	Special Events - Public Drills, Parades & Inspections	75,000	70,000	77,983	61,517
492	Improvements	15,000	25,000	116	-
497	Other Operating Expenses	75,000	78,500	53,287	81,159
499	Miscellaneous	15,000	10,000	18,651	23,537
	Subtotal	1,568,500	1,274,500	1,357,262	1,209,144
	TOTAL FIRE FIGHTING	2,783,500	2,479,500	2,608,896	2,316,050
800	9010 - State Retirement	92,500	75,000	76,254	44,744
800	9025 - Service Awards Program	155,000	175,000	248,449	268,992
800	9030 - Social Security	71,000	68,000	70,150	58,972
800	9040 - Workers' Compensation	175,000	175,000	161,875	153,031
800	9060 - Hospital & Medical Insurance	225,000	175,000	181,068	159,316
900	9560 - Transfer to Capital Reserve Fund	600,000	600,000	386,000	829,500
	Subtotal	1,318,500	1,268,000	1,123,796	1,514,555
9710 - SERIAL BONDS					
	Fiscal Agent Fees	12,500	12,500	6,884	-
	Subtotal	12,500	12,500	6,884	-
	TOTAL BUDGETED/ACTUAL EXPENSES	4,114,500	3,760,000	3,739,576	3,830,605

Town of North Hempstead				
Commissioner Operated Special Districts	Preliminary Budget 2025	Adopted Budget 2024	Actual 2023	Actual 2022

SF331 GARDEN CITY PARK FIRE DISTRICT (cont.)

REVENUE

2401	Interest Earnings	2,000	2,000	22,972	3,425
2665	Sale of Equipment	5,000	5,000	68,797	15,600
2680	Insurance Recovery		-	5,349	42,424
2770	Other Unclassified Revenues	14,991	15,003	7,649	891
1081	PILOTS	90,000	85,000	88,476	84,779
3089	Grants		-	280,257	188,269
	TOTAL ESTIMATED/ACTUAL REVENUE	111,991	107,003	473,500	335,388

SUMMARY

	TOTAL BUDGETED/ACTUAL EXPENSES	4,114,500	3,760,000	3,739,576	3,830,605
	ACTUAL FUND BALANCES AT END OF PERIOD			682,500	366,571
		4,114,500	3,760,000	4,422,076	4,197,176
	TOTAL ESTIMATED/ACTUAL REVENUE	111,991	107,003	473,500	335,388
	ACTUAL FUND BALANCES AT BEGINNING OF PERIOD			366,571	349,738
	RAISED BY TAXATION			3,582,005	3,512,050
	AMOUNT TO BE RAISED BY TAXATION	4,002,509	3,652,997	4,422,076	4,197,176

TAX LEVY

TAXABLE VALUATION

	CLASS I - RESIDENTIAL PROPERTIES	4,589,919	4,211,670	3,913,154	3,485,045
	Tax rate Per 100	63.383	64.548	64.968	77.020
	Tax Levy	2,909,228	2,718,540	2,542,298	2,684,182
	CLASS II - RESIDENTIAL PROPERTIES	13,743	14,630	16,515	7,448
	Tax rate Per 100	25.824	21.271	19.913	18.183
	Tax Levy	3,549	3,112	3,289	1,354
	CLASS III - UTILITY PROPERTIES	331,417	277,192	233,564	193,381
	Tax rate Per 100	27.852	27.271	28.820	24.418
	Tax Levy	92,306	75,594	67,313	47,220
	CLASS IV - ALL OTHER PROPERTIES	2,378,050	2,405,850	2,552,694	2,268,818
	Tax rate Per 100	41.943	35.570	37.964	34.348
	Tax Levy	997,426	855,750	969,105	779,294
	TOTAL TAXABLE VALUATION	7,313,129	6,909,342	6,715,927	5,954,692
	TAX LEVY	4,002,509	3,652,996	3,582,005	3,512,050

SALARY SCHEDULE

Supervisor	110,000	105,000	206,531	147,234
Firehouseman	240,000	230,000	169,564	136,255
Mechanic	105,000	100,000	94,248	92,932
Clerk Typist	85,000	80,000	81,057	74,673
Medics	385,000	370,000	354,058	320,602
TOTAL SALARY	925,000	885,000	905,458	771,696

Town of North Hempstead					
Commissioner Operated Special Districts	Preliminary Budget 2025	Adopted Budget 2024	Actual 2023	Actual 2022	
SF332 MANHASSET-LAKEVILLE FIRE DISTRICT					
3410 - FIRE FIGHTING					
100	PERSONAL SERVICE - See Detail	2,323,703	2,230,448	2,160,797	2,188,391
EQUIPMENT					
210	Office Equipment	10,000	10,000	-	20,371
225	Operating Equipment	1,114,000	1,041,000	1,099,697	1,476,567
	Subtotal	1,124,000	1,051,000	1,099,697	1,496,938
EXPENSES					
404	Office Supplies & Expenses	43,000	40,500	64,814	34,754
419	Telephone & Communications	110,000	112,000	105,242	105,561
420	Electricity	125,330	135,000	110,063	132,239
421	Water	2,000	2,000	1,606	1,722
422	Heating	52,000	50,019	44,649	42,778
426	Insurance, Fire & Liability	496,000	387,000	335,172	286,678
430	Hydrant Rental	740	500	500	450
441	Legal Notices	2,500	2,500	4,746	920
447	Election Expenses	-	-	3,110	-
452	Auditing, Appraisals	36,000	50,000	28,150	22,050
453	Bond Issue Expenses	-	25,000	-	-
454	Legal	75,000	85,000	34,527	18,119
455	Medical	55,000	55,000	52,645	47,844
463	PERB, Meetings, Counsel, etc.	4,500	4,500	6,328	431
465	Service Fees - EMS Cost Recovery	22,925	10,700	12,896	-
467	Gas, Oil, etc.	140,000	140,800	126,605	138,240
474	Tools, Parts & Supplies	30,000	30,000	20,944	25,957
475	REPAIRS & MAINTENANCE				
	Operating Equipment	780,000	732,000	728,730	738,229
	Plant & Grounds	400,000	390,000	297,089	536,232
485	Education & Fire Prevention	56,000	56,000	30,271	41,159
486	Uniforms, Badges & Caps	75,000	65,000	65,931	71,850
489	SPECIAL EVENTS				
	Public Drills, Parades & Inspection Bands	107,000	102,000	80,253	101,960
493	Contractual Expenses	145,000	145,000	108,332	91,661
495	HR & Payroll Services	15,000	12,000	12,966	11,988
499	Miscellaneous	1,500	1,500	250	752
	Subtotal	2,774,495	2,634,019	2,275,819	2,451,574
400	1930 - Judgments & Claims	-	-	36	-
400	1950 - Taxes & Assessments	7,800	5,015	4,359	3,878
	1980 - Admin Charges	27,907	30,052	16,179	8,507
800	9010 - State Retirement	395,000	325,000	285,265	245,674
800	9025 - Service Awards Program (LOSAP)	416,500	441,500	414,187	649,624
800	9030 - Social Security	177,800	170,630	158,952	160,366
800	9035 - MTA Transit Tax	14,000	7,600	10,263	7,406
800	9040 - Workers' Comp & Supl Ins.	162,450	210,000	178,616	191,958
800	9045 - Life Insurance	43,500	43,400	38,561	42,815
800	9060 - Hospital & Medical Insurance	870,100	849,200	730,557	732,390
900	9560 - Capital Reserve	1,000,000	1,750,000	1,880,720	1,190,438
	Subtotal	3,115,057	3,832,397	3,717,696	3,233,056
9710 - SERIAL BONDS					
600	Principal	500,000	-	-	-
700	Interest	400,000	-	-	-
	Subtotal	900,000	-	-	-
	TOTAL BUDGETED/ACTUAL EXPENSES	10,237,255	9,747,864	9,254,009	9,369,959

Town of North Hempstead				
Commissioner Operated Special Districts	Preliminary Budget 2025	Adopted Budget 2024	Actual 2023	Actual 2022
SF332 MANHASSET-LAKEVILLE FIRE DISTRICT (cont.)				
REVENUE				
1001.001 Restored Taxes	-	-	57	-
1082 PILOT	531,600	500,200	471,322	456,214
2262 Charges for Fire Protection	28,200	22,200	22,200	22,200
2245 EMS Cost Recovery	385,000	180,000	261,570	-
2401 Interest Income	145,000	100,000	179,238	30,442
2410 Rental Income	1,000	1,000	700	2,450
2665 Sales of Equipment	-	-	-	44,400
2680 Insurance Recoveries	-	-	3,203	967,895
2701 Refund of Prior Year Expenditure	-	-	59,570	16,764
2770 Other Unclassified Revenue	-	-	9,736	6,197
695 Deferrred Tax Revenue	-	-	33	-
State Funding	-	-	-	57,015
TOTAL ESTIMATED/ACTUAL REVENUE	1,090,800	803,400	1,007,628	1,603,577
SUMMARY				
TOTAL BUDGETED/ACTUAL EXPENSES	10,237,255	9,747,864	9,254,009	9,369,959
ACTUAL FUND BALANCES AT END OF PERIOD			5,165,552	4,680,067
	10,237,255	9,747,864	14,419,561	14,050,026
TOTAL ESTIMATED/ACTUAL REVENUE	1,090,800	803,400	1,007,628	1,603,577
APPROPRIATED FUND BALANCES				
ACTUAL FUND BALANCES AT BEGINNING OF PERIOD			4,680,067	3,933,333
RAISED BY TAXATION			8,731,866 *	8,513,116
AMOUNT TO BE RAISED BY TAXATION	9,146,455	8,944,464		
	10,237,255	9,747,864	14,419,561	14,050,026
TAX LEVY				
	* includes restored taxes			
TAXABLE VALUATION				
Class I - RESIDENTIAL PROPERTIES	11,553,062	10,580,800	9,852,864	8,836,451
Tax Rate per 100	42.426	44.572	43.977	52.865
Tax Levy	4,901,502	4,716,064	4,332,994	4,671,419
Class II - RESIDENTIAL PROPERTIES	3,325,323	3,545,038	3,407,371	3,232,554
Tax Rate per 100	16.655	14.970	16.221	15.028
Tax Levy	553,833	530,686	552,710	485,775
Class III - UTILITY PROPERTIES	832,987	715,471	647,605	549,903
Tax Rate per 100	30.761	30.437	31.701	27.886
Tax Levy	256,235	217,770	205,297	153,344
CLASS IV - ALL OTHER PROPERTIES	14,932,985	16,148,141	15,256,726	14,312,620
Tax Rate per 100	23.002	21.550	23.864	22.376
Tax Levy	3,434,885	3,479,944	3,640,865	3,202,578
TOTAL TAXABLE VALUATION	30,644,357	30,989,450	29,164,566	26,931,528
TAX LEVY	9,146,455	8,944,464	8,731,866	8,513,116

Town of North Hempstead				
Commissioner Operated Special Districts	Preliminary Budget 2025	Adopted Budget 2024	Actual 2023	Actual 2022

SF332 **MANHASSET-LAKEVILLE FIRE DISTRICT (cont.)**

SALARY SCHEDULE

Supervisor (1)	205,260	197,360	191,363	184,906
Clerk (1)	66,240	58,633	56,851	62,250
Firehouse Maintainer (10)	759,092	805,653	818,120	756,863
Asst. Supervisor (2)	294,782	283,445	273,474	263,936
Cleaner (3)	157,840	106,640	69,282	131,138
Fire Apparatus Mechanic (2)	206,570	200,770	195,819	174,775
Auto Mechanic (1)	50,000	50,000	-	77,202
Part-Time / Summer Help	280,419	224,647	198,246	146,677
Overtime & Increments	303,500	303,300	357,642	390,644
TOTAL SALARY	2,323,703	2,230,448	2,160,797	2,188,391

Town of North Hempstead					
Commissioner Operated Special Districts	Preliminary Budget 2025	Adopted Budget 2024	Actual 2023	Actual 2022	
SF333 NEW HYDE PARK FIRE DISTRICT					
3410-00 - FIRE FIGHTING					
100	PERSONAL SERVICES-See Detail	803,250	787,500	775,146	775,970
EQUIPMENT					
225	Operating Equipment	302,532	321,600	368,715	193,711
	Subtotal	302,532	321,600	368,715	193,711
EXPENSES					
404	Office Supplies & Expenses	127,602	125,100	102,839	95,548
421	Light, Fuel & Telephone	185,640	182,000	155,703	175,518
426	Insurance	389,436	381,800	268,283	254,384
436	Hydrant Rental	673,200	660,000	662,619	637,133
441	Election Expense	3,060	3,000	3,646	827
452	Auditing	43,860	43,000	12,850	38,850
454	Legal	102,000	100,000	39,648	36,300
467	Gas, Oil, etc.	47,328	46,400	45,077	52,427
475	REPAIRS & MAINTENANCE				
	Operating Equipment	102,000	100,000	293,374	165,424
	Plant & Grounds	233,580	229,000	308,470	109,807
	Alarm Systems	-	-	14,434	30,640
	Uniforms & Badges	25,500		46,568	
485	Education & Fire Prevention	78,948	77,400	83,466	57,569
489	Special Events-Public Drills, Parades & Inspection, Physicals	108,120	106,000	91,519	102,558
499	Miscellaneous	5,100	5,000	50,047	34,948
	Subtotal	2,125,374	2,058,700	2,178,543	1,791,933
800	9030 - Social Security/MTA	63,240	62,000	59,380	59,362
800	9010 - State Retirement	102,000	100,000	76,579	66,442
800	9040 - Workers' Compensation	153,000	182,000	145,932	120,283
800	9025 - Service Awards Program (LOSAP)	693,600	680,000	604,201	604,201
800	9055- Disability	32,640		25,685	
800	9060 - Hospital & Medical Insurance	221,136	216,800	194,877	180,954
900	9560 - Transfer to Capital Reserve Fund	481,256	400,000	409,000	840,000
	Subtotal	1,746,872	1,640,800	1,515,654	1,871,242
TOTAL BUDGETED/ACTUAL EXPENSES		4,978,028	4,808,600	4,838,058	4,632,856
REVENUE					
1001	Tax levy - Town of Hempstead	1,080,637	938,368	929,566	1,039,575
1640	Ambulance Charges			204,163	
2401	Interest Income	3,000	3,000	28,245	4,453
2410	Building Rental	500	500	840	980
2655	Sale of Equipment			423,700	32,000
2690	Compensation for Loss			-	34,703
2701	Refunds		22,000	35,852	45,933
2706	Grants from Local Governments			46,850	
	PILOTS	34,000	34,000	35,477	33,763
2770	Unclassified Revenue		73	6,001	11,542
TOTAL ESTIMATED/ACTUAL REVENUE		1,118,137	997,941	1,710,694	1,202,949

Town of North Hempstead				
Commissioner Operated Special Districts	Preliminary Budget 2025	Adopted Budget 2024	Actual 2023	Actual 2022

SF333 **NEW HYDE PARK FIRE DISTRICT (cont.)**

SUMMARY

TOTAL BUDGETED/ACTUAL EXPENSES	4,978,028	4,808,600	4,838,058	4,632,856
ACTUAL FUND BALANCES AT END OF PERIOD			980,475	383,899
	<u>4,978,028</u>	<u>4,808,600</u>	<u>5,818,533</u>	<u>5,016,755</u>
TOTAL ESTIMATED/ACTUAL REVENUE	1,118,137	997,941	1,710,694	1,202,949
ACTUAL FUND BALANCES AT BEGINNING OF PERIOD			383,899	291,801
RAISED BY TAXATION			3,723,940	3,522,005
AMOUNT TO BE RAISED BY TAXATION	3,859,891	3,810,659		
	<u>4,978,028</u>	<u>4,808,600</u>	<u>5,818,533</u>	<u>5,016,755</u>

TAX LEVY

TAXABLE VALUATION

CLASS I - RESIDENTIAL PROPERTIES	2,897,765	2,660,081	2,468,966	2,187,799
Tax rate Per 100	82.254	89.972	90.415	105.543
Tax Levy	<u>2,383,534</u>	<u>2,393,326</u>	<u>2,232,316</u>	<u>2,309,069</u>
CLASS II - RESIDENTIAL PROPERTIES	75,572	75,361	72,186	72,413
Tax rate Per 100	52.540	52.562	57.913	50.186
Tax Levy	<u>39,705</u>	<u>39,611</u>	<u>41,805</u>	<u>36,341</u>
CLASS III - UTILITY PROPERTIES	71,213	65,804	63,895	57,235
Tax rate Per 100	188.568	144.782	152.802	126.609
Tax Levy	<u>134,285</u>	<u>95,273</u>	<u>97,633</u>	<u>72,465</u>
CLASS IV - ALL OTHER PROPERTIES	2,345,718	2,340,065	2,254,623	2,067,388
Tax rate Per 100	55.521	54.804	59.974	53.407
Tax Levy	<u>1,302,367</u>	<u>1,282,449</u>	<u>1,352,188</u>	<u>1,104,130</u>
TOTAL TAXABLE VALUATION	<u>5,390,268</u>	<u>5,141,311</u>	<u>4,859,670</u>	<u>4,384,835</u>
TAX LEVY	<u>3,859,891</u>	<u>3,810,659</u>	<u>3,723,940</u>	<u>3,522,005</u>

SALARY SCHEDULE

Treasurer (1)	16,320	16,000	15,775	14,621
Secretary/Clerk (1)	35,700	35,000	34,086	35,151
Fire House Maintainers (4)	351,900	345,000	347,888	338,384
Mechanic (1) Part Time	10,200	10,000	7,586	6,699
Alarm System Maintainer (1) Part Time				6,236
Ambulance Medical Technicians (17) Part Tim	334,050	327,500	316,811	320,947
Clerk P/T (1)	55,080	54,000	53,000	53,932
TOTAL SALARY	<u>803,250</u>	<u>787,500</u>	<u>775,146</u>	<u>775,970</u>

Town of North Hempstead					
Commissioner Operated Special Districts	Preliminary Budget 2025	Adopted Budget 2024	Actual 2023	Actual 2022	
SF334 WESTBURY FIRE DISTRICT					
3410-00 - FIRE FIGHTING					
100	PERSONAL SERVICES-See Detail	1,071,000	1,030,500	951,296	947,861
EQUIPMENT					
210	Office Equipment	30,000	30,000	30,000	22,466
225	Operating Equipment	275,000	270,000	270,000	253,513
	Subtotal	305,000	300,000	300,000	275,979
EXPENSES					
404	Office Supplies & Expenses	147,500	150,000	98,000	161,345
419	Telephone & Communications	135,000	135,000	135,000	118,158
420	Electricity	75,000	74,000	70,000	72,584
422	Heating	30,000	30,000	30,000	20,157
427	Postage	2,500	3,000	3,000	-
428	Rent	2,500	2,500	2,500	1,750
441	Legal Notices	1,500	1,500	1,500	45
445	Dues	4,500	4,500	3,000	4,300
447	Election Expense	500	500	500	-
452	Auditing	37,500	35,000	33,000	26,250
454	Legal	25,000	20,000	20,000	11,250
466	Uniforms & Laundry	7,000	7,000	7,000	4,620
467	Gas, Oil, etc.	50,000	48,000	35,000	48,379
474	Tools, Parts & Supplies	135,000	135,000	135,000	125,310
475	REPAIRS & MAINTENANCE				
	Operating Equipment	160,000	160,000	165,000	125,267
	Plant & Grounds	217,750	200,000	195,000	232,010
	Alarm Systems	2,000	2,000	2,000	-
485	Education & Fire Prevention	50,000	50,000	50,000	22,378
486	Uniforms, Badges & Caps	17,500	16,000	15,000	15,791
489	Special Events - Public Drills, Parades & Inspection	55,000	55,000	55,000	56,090
	Bands	6,000	6,000	6,000	3,600
492	Improvements	100,000	100,000	125,000	27,199
	Miscellaneous	-	-	-	15,711
	Subtotal	1,261,750	1,235,000	1,186,500	1,092,194
493	CONTRACTUAL EXPENSES				
	Payments to Fire Department	257,000	257,000	257,000	256,376
	Inspectors Fees	65,000	65,000	65,000	65,386
455	Medical	65,000	65,000	65,000	54,580
	Subtotal	387,000	387,000	387,000	376,342
400	1910 - Unallocated Insurance	240,000	230,000	190,000	165,810
800	9010 - State Retirement	150,000	120,000	145,000	74,640
800	9025 - Service Awards Program (LOSAP)	575,000	575,000	600,000	550,797
800	9030 - Social Security	82,000	75,000	74,000	72,092
800	9040 - Workers' Compensation	150,000	160,000	175,000	69,324
800	9055 - N.Y.S. Disability	2,500	2,500	400	2,205
800	9060 - Hospital & Medical Insurance	480,000	340,000	325,000	270,487
800	9070 - MTA Tax	3,000	3,000	3,000	2,570
900	9560 - Transfer to Capital Reserve Fund	275,000	425,000	425,000	775,000
	Subtotal	1,957,500	1,930,500	1,937,400	1,982,925
	9710 - SERIAL BONDS				
	Admin Fee	12,500	-	-	-
	Subtotal	12,500	-	-	-
	TOTAL BUDGETED/ACTUAL EXPENSES	4,994,750	4,883,000	4,762,196	4,675,301

Town of North Hempstead					
Commissioner Operated Special Districts	Preliminary Budget 2025	Adopted Budget 2024	Actual 2023	Actual 2022	
SF334 WESTBURY FIRE DISTRICT (cont.)					
REVENUE					
2262	Charges for Fire Protection	1,165,000	1,165,000	1,165,000	1,166,939
2401	Interest	4,986	4,955	2,000	10,370
2680	Insurance Recoveries	-	-	-	5,626
	PILOTS	320,000	300,000	-	335,534
	Grants	-	-	-	60,000
2770	Other Unclassified Revenue	-	-	290,688	22,890
	TOTAL ESTIMATED/ACTUAL REVENUE	1,489,986	1,469,955	1,457,688	1,601,359
SUMMARY					
	TOTAL BUDGETED/ACTUAL EXPENSES	4,994,750	4,883,000	4,762,196	4,675,301
	ACTUAL FUND BALANCES AT END OF PERIOD			518,472	518,472
		4,994,750	4,883,000	5,280,668	5,193,773
	TOTAL ESTIMATED/ACTUAL REVENUE	1,489,986	1,469,955	1,457,688	1,601,359
	ACTUAL FUND BALANCES AT BEGINNING OF PERIOD			518,472	352,717
	RAISED BY TAXATION			3,304,508	3,239,697
	AMOUNT TO BE RAISED BY TAXATION	3,504,764	3,413,045		
		4,994,750	4,883,000	5,280,668	5,193,773
TAX LEVY					
TAXABLE VALUATION					
	CLASS I - RESIDENTIAL PROPERTIES	2,194,873	2,024,388	1,869,654	1,686,889
	Tax rate Per 100	73.231	79.570	82.659	86.439
	Tax Levy	1,607,322	1,610,799	1,545,437	1,458,130
	CLASS II - RESIDENTIAL PROPERTIES	840,071	824,661	808,839	764,359
	Tax rate Per 100	19.945	20.221	19.616	21.487
	Tax Levy	167,549	166,756	158,662	164,238
	CLASS III - UTILITY PROPERTIES	481,878	413,570	366,624	312,918
	Tax rate Per 100	77.896	87.455	97.091	99.040
	Tax Levy	375,362	361,690	355,959	309,914
	CLASS IV - ALL OTHER PROPERTIES	3,837,941	3,745,075	3,637,891	3,499,784
	Tax rate Per 100	35.293	34.013	34.208	37.357
	Tax Levy	1,354,530	1,273,801	1,244,450	1,307,414
	TOTAL TAXABLE VALUATION	7,354,763	7,007,694	6,683,008	6,263,950
	TAX LEVY	3,504,764	3,413,045	3,304,507	3,239,695
SALARY SCHEDULE					
	Supervisor (2)	246,800	234,915	114,622	116,680
	Firehousemen (6)	491,000	554,060	484,374	615,972
	Maintainer (2)	187,200	180,845	177,300	166,796
	Overtime/Shift Differential	86,000	122,580	120,000	-
	Clerk Typist (1)	60,000	58,000	55,000	48,413
	TOTAL SALARY	1,071,000	1,150,400	951,296	947,861

Town of North Hempstead				
Commissioner Operated Special Districts	Preliminary Budget 2025	Adopted Budget 2024	Actual 2023	Actual 2022
SR341 CARLE PLACE GARBAGE DISTRICT				
100 Commissioners Fees	20,000	20,000	19,760	15,920
EXPENSES				
404 Office Supplies & Expenses	900	900	873	729
425 Bonds-Commissioners & Treasurers	600	600	528	528
441 Legal Notices	1,000	1,000	1,448	1,448
447 Election Expenses	500	500	134	126
452 Auditing	10,500	10,500	10,525	10,200
454 Legal	5,000	5,000	4,000	4,000
493 Contractual Services - Removal of Garbage	862,720	900,000	879,125	870,099
Bank Charges	-	-	-	507
Rent	10,000	10,000	7,191	1,640
Subtotal	891,220	928,500	903,824	889,277
800 9030 - SOCIAL SECURITY TAXES	1,900	1,900	1,512	1,218
Administration Fee	3,885	4,084	2,352	1,273
Subtotal	3,885	4,084	2,352	1,273
TOTAL BUDGETED/ACTUAL EXPENSES	917,005	954,484	927,448	907,688
REVENUE				
2401 Interest Earnings	-	-	4,818	1,421
PILOT Tax Monies	43,514	28,113	58,422	57,261
Proceeds from Debt	-	-	-	-
TOTAL ESTIMATED/ACTUAL REVENUE	43,514	28,113	63,240	58,682
SUMMARY				
TOTAL BUDGETED/ACTUAL EXPENSES	917,005	954,484	927,448	907,688
ACTUAL FUND BALANCES AT END OF PERIOD			748,151	687,719
	917,005	954,484	1,675,599	1,595,407
TOTAL ESTIMATED/ACTUAL REVENUE	43,514	28,113	63,240	58,682
APPROPRIATED FUND BALANCES APPROPRIATED FUND BALANCE -LIPA PILOT			-	1,420
ACTUAL FUND BALANCES AT BEGINNING OF PERIOD			687,719	552,684
RAISED BY TAXATION			924,640	982,621
AMOUNT TO BE RAISED BY TAXATION	873,491	926,371		
	917,005	954,484	1,675,599	1,595,407

Town of North Hempstead

Commissioner Operated Special Districts	Preliminary Budget 2025	Adopted Budget 2024	Actual 2023	Actual 2022
---	----------------------------	------------------------	----------------	----------------

SR341 CARLE PLACE GARBAGE DISTRICT (cont.)

TAX LEVY

TAXABLE VALUATION

CLASS I - RESIDENTIAL PROPERTIES	789,173	721,123	666,961	594,392
Tax rate Per 100	31.454	36.819	36.644	50.722
Tax Levy	248,225	265,510	244,401	301,488
CLASS II - RESIDENTIAL PROPERTIES	255,198	270,992	268,713	237,452
Tax rate Per 100	12.313	12.321	12.795	14.503
Tax Levy	31,421	33,388	34,382	34,438
CLASS IV - ALL OTHER PROPERTIES	2,722,436	2,847,842	2,821,323	2,726,373
Tax rate Per 100	21.813	22.033	22.892	23.720
Tax Levy	593,845	627,473	645,857	646,696
TOTAL TAXABLE VALUATION	3,766,807	3,839,957	3,756,997	3,558,217
TAX LEVY	873,491	926,371	924,640	982,621

Town of North Hempstead				
Commissioner Operated Special Districts	Preliminary Budget 2025	Adopted Budget 2024	Actual 2023	Actual 2022
SR342 GLENWOOD GARBAGE DISTRICT				
100 Commissioners Fees	17,000	14,500	13,492	12,170
EXPENSES				
404 Office Supplies & Expenses	1,200	1,750	1,222	1,255
425 Bonds-Commissioners & Treasurers	764	500	370	-
441 Legal Notices	150	150	70	35
447 Election Expenses	764	400	162	444
452 Auditing	17,100	12,900	17,100	12,900
454 Legal	2,500	2,500	1,875	1,750
493 CONTRACTUAL SERVICES				
Removal of Garbage	58,000	46,930	46,566	42,201
Subtotal	80,478	65,130	67,365	58,585
9730 - BOND ANTICIPATION NOTES				
650 Debt Service Fee	546	419	546	172
700 Interest		-		-
Subtotal	546	419	546	172
TOTAL BUDGETED/ACTUAL EXPENSES	98,024	80,049	81,403	70,927
REVENUE				
2401 Interest Earnings	100	40	158	39
TOTAL ESTIMATED/ACTUAL REVENUE	100	40	158	39
SUMMARY				
TOTAL BUDGETED/ACTUAL EXPENSES	98,024	80,049	81,403	70,927
ACTUAL FUND BALANCES AT END OF PERIOD			86,439	50,952
	98,024	80,049	167,842	121,879
TOTAL ESTIMATED/ACTUAL REVENUE	100	40	158	39
DIRECT ASSESSMENT TOTAL (LIPA Settlement Schedule Payments)	11,584	26,594	23,056	
APPROPRIATED FUND BALANCES	3,482	5,169		-
ACTUAL FUND BALANCES AT BEGINNING OF PERIOD			50,952	53,955
RAISED BY TAXATION			74,655	62,668
Case Settlement			19,021	5,217
AMOUNT TO BE RAISED BY TAXATION	82,858	48,246		
	98,024	80,049	167,842	121,879
TAX LEVY				
TAXABLE VALUATION				
CLASS I - RESIDENTIAL PROPERTIES	38,431	35,937	34,041	31,907
Tax rate Per 100	67.791	42.234	75.919	55.676
Tax Levy	26,053	15,178	25,844	17,765
CLASS II - UTILITY PROPERTIES	223,406	209,198	132,817	-
Tax rate Per 100	16.085	9.999	19.621	-
Tax Levy	35,934	20,919	26,060	-
CLASS IV - ALL OTHER PROPERTIES	62,293	64,014	66,999	152,612
Tax rate Per 100	33.505	18.980	33.958	29.423
Tax Levy	20,871	12,150	22,752	44,903
TOTAL TAXABLE VALUATION	324,130	309,149	233,857	184,519
TAX LEVY	82,858	48,246	74,655	62,668

Town of North Hempstead				
Commissioner Operated Special Districts	Preliminary Budget 2025	Adopted Budget 2024	Actual 2023	Actual 2022
SR343 PORT WASHINGTON GARBAGE REMOVAL DISTRICT				
100 Commissioners Fees	15,000	15,000	11,740	11,360
EXPENSES				
404 Office Supplies & Expenses	4,500	4,500	1,438	1,869
425 Bonds-Commissioners & Treasurers	1,000	1,000	-	-
426 Insurance, Fire & Liability	13,000	11,500	9,264	9,023
428 Rent	10,000	9,000	7,877	6,921
441 Legal Notices	1,200	1,200	92	95
447 Election Expenses	4,000	4,000	892	2,631
452 Auditing	14,000	9,000	8,000	7,500
454 Legal	10,000	10,000	2,771	290
493 CONTRACTUAL SERVICES	2,899,200	2,347,020	2,324,000	2,301,000
499 Miscellaneous	9,000	9,000	6,595	3,998
Subtotal	<u>2,965,900</u>	<u>2,406,220</u>	<u>2,360,929</u>	<u>2,333,327</u>
TOTAL BUDGETED/ACTUAL EXPENSES	<u>2,980,900</u>	<u>2,421,220</u>	<u>2,372,669</u>	<u>2,344,687</u>
REVENUE				
Interest Earnings	18,000	5,000	18,205	5,906
Unclassified	160,000	165,000	159,274	165,157
Other Revenue	-	683,221	683,222	683,221
TOTAL ESTIMATED/ACTUAL REVENUE	<u>178,000</u>	<u>853,221</u>	<u>860,701</u>	<u>854,284</u>
SUMMARY				
TOTAL BUDGETED/ACTUAL EXPENSES	2,980,900	2,421,220	2,372,669	2,344,687
ACTUAL FUND BALANCES AT END OF PERIOD			2,544,254	2,885,985
	<u>2,980,900</u>	<u>2,421,220</u>	<u>4,916,923</u>	<u>5,230,672</u>
TOTAL ESTIMATED/ACTUAL REVENUE	178,000	853,221	860,701	854,284
APPROPRIATED FUND BALANCES	-	-	-	-
ACTUAL FUND BALANCES AT BEGINNING OF PERIOD			2,885,985	2,159,997
FUND BALANCE ADJUSTMENT			(1,081,208)	
RESTATED BEGINNING FUND BALANCE			1,804,777	
RAISED BY TAXATION			2,251,445	2,216,391
AMOUNT TO BE RAISED BY TAXATION	2,802,900	1,567,999		
	<u>2,980,900</u>	<u>2,421,220</u>	<u>6,721,700</u>	<u>5,230,672</u>

Town of North Hempstead

Commissioner Operated Special Districts	Preliminary Budget 2025	Adopted Budget 2024	Actual 2023	Actual 2022
---	----------------------------	------------------------	----------------	----------------

SR343 PORT WASHINGTON GARBAGE REMOVAL DISTRICT (cont.)

TAX LEVY

TAXABLE VALUATION

CLASS I - RESIDENTIAL PROPERTIES	4,982,994	4,563,676	4,228,586	3,794,586
Tax Rate Per 100	33.301	20.650	30.410	31.413
Tax Levy	1,659,386	942,412	1,285,903	1,192,006
CLASS II- RESIDENTIAL PROPERTIES	1,345,986	1,434,632	1,426,300	1,354,196
Tax Rate Per 100	9.698	5.066	7.858	8.786
Tax Levy	130,539	72,682	112,080	118,982
CLASS IV - ALL OTHER PROPERTIES	3,547,972	3,557,061	3,582,639	3,377,061
Tax Rate Per 100	28.551	15.544	23.822	26.810
Tax Levy	1,012,974	552,906	853,462	905,403
TOTAL TAXABLE VALUATION	9,876,952	9,555,369	9,237,525	8,525,843
TAX LEVY	2,802,900	1,567,999	2,251,445	2,216,391

Town of North Hempstead					
Commissioner Operated Special Districts	Preliminary Budget 2025	Adopted Budget 2024	Actual 2023	Actual 2022	
SR344 ROSLYN GARBAGE DISTRICT					
100	PERSONAL SERVICES				
	Clerk	3,500	3,500	3,120	15,300
	Commissioners Fees	13,000	13,000	12,482	-
	Subtotal	16,500	16,500	15,602	15,300
	EXPENSES				
404	Office Supplies & Expenses	6,500	2,500	4,100	4,069
425	Bonds-Commissioners & Treasurers	1,800	1,800	-	-
426	Insurance	9,500	9,500	3,211	2,953
428	Rent	7,200	7,200	6,444	6,150
441	Legal Notices	2,500	2,500	-	-
446	Public Information & Education	2,500	2,500	-	105
447	Election Expenses	700	700	344	-
452	Auditing	22,000	20,000	19,581	17,438
453	Secretarial Services	4,500	4,500	-	-
454	Legal	10,000	10,000	10,000	8,118
	Administration Charge- Town of North Hempstead	3,182	2,832	1,179	-
493	CONTACTUAL SERVICES				
	Removal of Garbage	760,000	710,000	674,762	624,780
499	Miscellaneous		-	2,072	1,679
	Subtotal	830,382	774,032	721,693	665,292
800	9010 - State Retirement	1,000	2,200	1,000	1,336
800	9030 - Social Security	2,200	2,200	2,200	1,170
	Subtotal	3,200	4,400	3,200	2,506
	TOTAL BUDGETED/ACTUAL EXPENDITURES:	850,082	794,932	740,495	683,098
	REVENUE				
1081	PILOT	95,000	95,000	129,986	125,292
2401	Interest Earnings	5,000	2,000	19,858	1,370
2770	Unclassified		-	90,514	587,952
	TOTAL ESTIMATED/ACTUAL REVENUE	100,000	97,000	240,358	714,614
	SUMMARY				
	TOTAL BUDGETED/ACTUAL EXPENDITURES:	850,082	794,932	740,495	683,098
	ACTUAL FUND BALANCE AT END OF PERIOD			1,328,672	1,459,913
	AT END OF PERIOD	850,082	794,932	2,069,167	2,143,011
	TOTAL ESTIMATED/ACTUAL REVENUE	100,000	97,000	240,358	714,614
	APPROPRIATED FUND BALANCES				
	ACTUAL FUND BALANCES				
	AT BEGINNING OF PERIOD			1,142,214	815,850
	RAISED BY TAXATION			684,548	612,547
	AMOUNT TO BE RAISED BY TAXATION	750,082	697,932	2,067,120	2,143,011

Town of North Hempstead

Commissioner Operated Special Districts	Preliminary Budget 2025	Adopted Budget 2024	Actual 2023	Actual 2022
---	----------------------------	------------------------	----------------	----------------

SR344 ROSLYN GARBAGE DISTRICT (cont.)

TAX LEVY

TAXABLE VALUATION

CLASS I - RESIDENTIAL PROPERTIES	818,594	741,539	674,605	591,389
Tax rate Per 100	30.502	32.006	31.513	37.317
Tax Levy	249,691	237,335	212,590	220,691
 CLASS II - RESIDENTIAL PROPERTIES	 18,751	 18,695	 20,964	 20,057
Tax rate Per 100	155.582	146.550	133.440	115.570
Tax Levy	29,173	27,398	27,974	23,180
 CLASS IV - ALL OTHER PROPERTIES	 2,179,532	 2,246,132	 2,178,010	 2,015,915
Tax rate Per 100	21.620	19.286	20.385	18.288
Tax Levy	471,218	433,199	443,983	368,677
 TOTAL TAXABLE VALUATION	 3,016,877	 3,006,366	 2,873,579	 2,627,361
TAX LEVY	750,082	697,932	684,548	612,547

Town of North Hempstead				
Commissioner Operated Special Districts	Preliminary Budget 2025	Adopted Budget 2024	Actual 2023	Actual 2022

L351 SHELTER ROCK PUBLIC LIBRARY DISTRICT

7410-00 - Public Library

CODE**

141 &

141 & 142	PERSONAL SERVICES-See Detail	2,077,498	2,036,856	1,870,132	1,750,868
203	Furniture & Equipment	26,000	26,000	39,704	62,568
EXPENSES					
410B	Books	92,000	77,000	67,275	62,629
411	Visual Media	17,000	14,500	15,839	16,630
412	Audio Media	22,000	24,100	22,468	20,063
413B	Periodicals-Nonmicroform	18,300	16,500	19,769	12,098
413D	Software/Online Databases	84,000	79,500	77,659	77,689
413E	Serials-Nonmicroform	7,000	6,500	5,965	5,694
417	A-V Rentals	2,000	4,500	1,375	780
430	Office & Library Supplies	28,000	28,000	25,140	23,294
431	Telephone	24,000	17,000	15,825	15,405
433-1	Postage & Freight	3,500	3,500	3,915	3,144
433-2	Member Lib Delivery Service	23,000	23,000	21,738	22,156
434	Programs, Publicity & Printing	92,500	77,300	68,603	48,126
435	Conferences, Meetings & Travel	3,000	2,800	779	922
436-1	Data Processing Service	52,000	47,800	45,243	46,658
436-2	Book Processing	2,800	2,800	2,452	2,387
437	Professional Fees	93,550	90,800	82,431	114,310
438	Membership Dues	1,800	1,800	2,625	2,135
439	Rental Repair & Maintenance of Office Equipm	5,000	5,000	4,945	11,234
	Payroll Service	9,000	9,000	8,054	7,346
450-1G	Gas	11,000	13,000	10,864	11,602
450-1E	Electric	81,000	85,000	69,204	83,925
450-2	Water	1,500	1,400	1,482	1,308
451	Custodial Supplies	12,000	10,000	17,288	8,958
452	Building Maintenance	35,000	40,000	23,570	48,184
454	Insurance	32,000	28,000	27,568	26,681
469	CONTRACTUAL SERVICES	-	-	-	-
	Security	57,000	55,000	53,997	46,163
	Snow and Landscaping	8,300	10,000	1,950	11,295
	Garbage & Burglar Alarm	4,500	4,500	4,356	2,957
	Other Building Service Contracts	30,000	28,000	24,026	25,611
	Subtotal	852,750	806,300	726,404	759,384
	TOTAL PUBLIC LIBRARY	2,956,248	2,869,156	2,636,239	2,572,820

**Coding system mandated by New York State Education Department

800	9010 - State Retirement	300,000	300,000	260,266	252,611
800	9030 - Social Security	200,000	155,625	135,133	136,429
800	9040 - Workers' Compensation	13,000	12,500	8,661	11,781
800	9055 - Disability Insurance	1,500	500	(200)	-
800	9060 - Hospital & Medical Insurance	550,000	510,000	421,674	368,749
900	9051 - Administrative Fee	-	16,785	13,311	10,560
	9700.0 -Serial Bond- Principal	-	212,044	200,582	654,472
	9789.0 Serial Bond- Interest	-	5,301	15,617	36,993
	TOTAL BUDGETED/ACTUAL EXPENSES	4,020,748	4,081,911	3,691,283	4,044,415

Town of North Hempstead				
Commissioner Operated Special Districts	Preliminary Budget 2025	Adopted Budget 2024	Actual 2023	Actual 2022
L351 SHELTER ROCK PUBLIC LIBRARY DISTRICT (cont.)				
REVENUE				
2082 Library Charges (Fines)	3,500	3,000	1,790	3,002
2401 Interest Earnings	120,000	73,785	120,748	27,893
2410 Rental of Real Property - Meeting Room	-	500	680	1,005
2440 Income for Copy Machine & Microfilm Reader-Printer, etc.	-	2,800	-	4,497
2670 Library Material Sales	500	500	565	7,586
2705 Gifts & Donations	100	100	550	3,000
2770 Other Unclassified Revenue	-	-	-	-
PILOT Program	127,370	132,335	132,306	127,370
Commissions,Misc,ERATE	7,000	5,500	3,040	36,316
3840 State Aid for Libraries	-	-	-	-
State Local Incentive Aid Grant	8,500	8,500	7,464	22,092
	-	-	-	10,000
TOTAL ESTIMATED/ACTUAL REVENUE	270,270	227,520	270,236	242,761
SUMMARY				
TOTAL BUDGETED/ACTUAL EXPENSES	4,020,748	4,081,911	3,691,283	4,044,415
ACTUAL FUND BALANCES AT END OF PERIOD	-	-	3,706,438	3,236,078
	4,020,748	4,081,911	7,397,722	7,280,493
TOTAL ESTIMATED/ACTUAL REVENUE	270,270	227,520	270,236	242,761
APPROPRIATED FUND BALANCES - LIPA PILOT		250,007		
ACTUAL FUND BALANCES AT BEGINNING OF PERIOD			3,236,078	2,964,737
RAISED BY TAXATION			3,891,408	4,072,995
AMOUNT TO BE RAISED BY TAXATION	3,750,478	3,604,384		
	4,020,748	4,081,911	7,397,722	7,280,493
TAX LEVY				
TAXABLE VALUATION				
CLASS I - RESIDENTIAL PROPERTIES	7,618,386	6,998,500	6,524,408	5,839,845
Tax rate Per 100	40.454	42.628	48.515	58.968
Tax Levy	3,081,929	2,983,320	3,165,317	3,443,640
CLASS III - UTILITY PROPERTIES	722,146	604,785	514,781	425,826
Tax rate Per 100	16.133	16.214	19.425	17.094
Tax Levy	116,506	98,061	99,996	72,791
CLASS IV - ALL OTHER PROPERTIES	2,449,718	2,465,568	2,449,033	2,346,291
Tax rate Per 100	22.535	21.212	25.565	23.721
Tax Levy	552,043	523,003	626,095	556,564
TOTAL TAXABLE VALUATION	10,790,250	10,068,853	9,488,222	8,611,962
TAX LEVY	3,750,478	3,604,384	3,891,408	4,072,995

Town of North Hempstead				
Commissioner Operated Special Districts	Preliminary Budget 2025	Adopted Budget 2024	Actual 2023	Actual 2022

L351 **SHELTER ROCK PUBLIC LIBRARY DISTRICT (cont.)**

7410-00 - Public Library - Continued

SALARY SCHEDULE

Library Director III	194,576	183,274	183,082	181,756
Assistant Director I (New)	105,706	99,007	98,125	95,277
Librarian II/III	362,762	396,333	386,882	459,939
Librarian I	267,303	250,032	313,048	250,058
Computer Technician	115,276	68,814	67,711	69,202
Asst Business Manager (New)/ADMIN ASST(N)	84,885	82,009	78,826	56,136
Principal Clerk (Retired 12/2020)				
Secretary	63,700	61,552	59,134	60,551
Account Clerk (open)	77,623	51,979	-	
Senior Library Clerk	57,567	55,619	47,135	49,429
Clerk-Typist	132,223	206,588	156,909	247,464
Clerk-Part Time (6)	62,750	41,438	51,233	28,292
Custodian(RETIRED 4/29/2022)	-	-	-	36,690
Custodian	69,415	60,970	58,573	34,123
Cleaner	72,836	70,543	67,775	69,449
Cleaner Part Time	78,550	75,894	80,722	77,466
Page-Full Time	46,647	45,172	43,379	44,827
Librarian Subs,ITA ,Pages and Sunday Coverage	285,680	287,632	177,598	136,877
TOTAL SALARIES	2,077,498	2,036,856	1,870,132	1,897,536

Town of North Hempstead				
Commissioner Operated Special Districts	Preliminary Budget 2025	Adopted Budget 2024	Actual 2023	Actual 2022

L352 GOLD COAST LIBRARY DISTRICT - TNH

EXPENSES

5001	Director (1)	145,000	134,000	145,766	131,942
5002	Librarians F/T	330,000	320,000	287,740	280,709
5003	Librarians P/T	50,000	50,000	54,169	41,899
5010	Clerical F/T	205,000	195,000	217,404	211,285
5011	Clerical P/T	72,000	65,000	41,991	42,628
5012	Clerical Adm.	112,000	107,000	82,765	78,404
5015	Pages	13,000	18,000	13,545	15,055
5020	Custodian	5,500	20,000	12,555	14,255
5210	SS & Medicare	64,000	62,000	63,673	60,839
5220	NYS Retirement	115,000	107,000	112,814	100,331
5230	Workers Compensation	6,750	6,750	6,520	5,969
5240	Disability Insurance	950	1,000	839	760
5250	Health & Medical Insurance	150,000	132,000	147,372	131,736
5251	EAP Plan	600	600	552	600
6410	Adult Books	33,000	33,000	28,893	31,351
6411	Adult Book CD's	750	750	970	2,171
6412	E-Books	31,000	26,000	29,958	28,684
6414	Streaming Video	6,000	4,000	2,675	-
6213	Downloadable Audio - Adult	26,000	20,000	26,040	23,176
6415	Adult DVD's	12,500	13,500	15,289	17,491
6416	Adult Audio CD's Music	2,250	2,250	2,232	2,429
6417	Young Adult Books	5,500	5,500	4,008	3,573
6418	Young Adult Audio	2,000	2,000	908	405
6419	Young Adult e-books	3,000	3,000	1,039	1,244
6420	Children's Books	13,000	11,500	12,252	9,184
6421	Children's Books CD's	500	500	436	168
6422	Children's Downloadable Audio	5,000	5,000	4,155	4,503
6423	Children's e-books	6,000	4,750	4,386	5,734
6425	Juvenile DVD's	1,200	1,700	1,632	2,065
6427	Video Games	3,000	3,000	2,631	2,107
6430	Data Bases	40,000	39,000	35,881	35,752
6440	Memberships	1,650	1,650	1,705	1,345
6445	NLS Direct/Delivery	12,000	11,500	11,343	11,156
6450	Automation - Monthly Circ Chgs	18,500	18,000	17,306	17,507
6455	Magazines Subscriptions	5,750	6,250	5,370	5,909
6465	Book Processing	5,750	6,000	4,277	5,134
6470	Adult Programs	27,500	25,000	27,837	23,375
6471	Children's Programs	27,500	25,000	23,693	24,648
6472	Young Adult Programs	7,000	6,000	5,219	4,687
6474	Summer Reading Programs	6,000	6,000	6,175	4,363
6475	Promotional Materials	5,000	3,000	2,754	607
6476	Museum Passes	9,000	7,500	10,195	7,370
6480	Payments to other libraries/patrons	200	250	187	107
6515	Bank service charges	1,500	-	-	-
8010	Insurance	40,000	40,000	19,394	21,411

Town of North Hempstead

Commissioner Operated Special Districts	Preliminary Budget 2025	Adopted Budget 2024	Actual 2023	Actual 2022
L352 GOLD COAST LIBRARY DISTRICT-TNH (cont.)				
8110 Electric	20,000	17,000	13,211	16,666
8120 Gas	5,000	3,750	2,612	3,359
8125 Water	2,000	1,500	1,561	1,391
8205 Building Repair	8,000	10,000	9,319	5,344
8210 Rent	20,000	60,000	75,000	71,640
8250 Maintenance Supplies	2,000	2,000	608	847
8400 Maintenance & Service Contracts	13,000	13,000	15,830	12,577
8410 Snow Removal	2,000	2,000	235	-
8420 Cleaning/Janitorial	30,000	6,000	3,495	2,695
8440 Grounds Upkeep	6,500	4,000	2,000	-
8500 Building Improvement	5,000	1,500	-	-
7100 Payroll Service Fees	4,000	4,000	3,915	3,752
7605 Computer Equipment	7,000	6,000	-	-
7610 Internet	4,380	6,600	7,150	6,600
7620 Supplies	4,100	4,100	3,539	3,234
7623 Computer H/W	1,500	2,000	261	396
7625 Computer Software	6,000	6,000	3,469	4,710
7630 Telephone & FAX	4,750	4,750	4,844	4,727
7645 Newsletter	22,000	20,000	21,882	19,900
7650 Postage & Delivery	2,000	2,000	602	1,149
7725 Outside Consultants	750	1,500	-	700
7755 Auditors	14,000	14,000	13,000	10,850
7760 Accounting Fees	3,000	3,000	3,000	3,000
7765 Legal Fees	8,000	9,000	12,573	7,444
7840 Copier Supplies	7,000	7,000	7,083	3,738
7850 Repairs - Other	100	100	-	-
7875 Advertising Expense	3,200	3,200	1,777	1,953
7925 Licenses & Fees	5,000	5,000	8,602	1,521
7950 Staff Development - Staff	1,500	1,500	849	645
7951 Staff Development - Director	1,500	1,500	75	878
7960 Security	4,500	2,750	2,137	3,728
7970 Storage Rental	-	10,000	14,400	14,400
7980 Furniture/Equipment	6,000	1,500	2,329	557
7990 Miscellaneous	-	-	2,882	-
7999 Vote Expense	7,000	5,000	10,201	5,434
9110 Debt Service - Interest	320,000	305,000	355,000	-
9120 Debt Service - Principal	445,000	460,000	408,765	-
TOTAL BUDGETED/ACTUAL EXPENSES	2,623,630	2,556,200	2,508,751	1,627,903
REVENUE				
Misc Revenue	24,350	21,650	59,989	24,580
NYS Library Aid	3,000	2,800	3,437	11,237
PILOT revenue	310,000	238,000	316,079	341,856
TOTAL BUDGETED/ACTUAL REVENUES	337,350	262,450	379,505	377,673

Town of North Hempstead				
Commissioner Operated Special Districts	Preliminary Budget 2025	Adopted Budget 2024	Actual 2023	Actual 2022

L352 GOLD COAST LIBRARY DISTRICT-TNH (cont.)

SUMMARY

TOTAL BUDGETED/ACTUAL EXPENSES	2,623,630	2,556,200	2,508,751	1,627,903
Transfer to capital fund				
ACTUAL FUND BALANCES AT END OF PERIOD			1,339,015	1,390,685
	<u>2,623,630</u>	<u>2,556,200</u>	<u>3,847,766</u>	<u>3,018,588</u>
TOTAL BUDGETED/ACTUAL REVENUES	337,350	262,450	379,505	377,673
ACTUAL FUND BALANCES AT BEGINNING OF PERIOD			1,390,685	598,978
APPROPRIATED FUND BALANCES	85,350	80,350	-	-
LIPA Direct Tax Assessment	500,000	500,000	711,587	
RAISED BY TAXATION (Total North Hempstead and Oyster Bay)			1,365,989	2,041,937
AMOUNT TO BE RAISED BY TAXATION (Total North Hempstead and Oyster Bay)	1,700,930	1,713,400		
	<u>2,623,630</u>	<u>2,556,200</u>	<u>3,847,766</u>	<u>3,018,588</u>

TAX LEVY

TAXABLE VALUATION

CLASS I - RESIDENTIAL PROPERTIES	192,994	176,356	168,208	157,550
Tax rate Per 100	37.657	41.651	43.350	39.914
Tax Levy	<u>72,675</u>	<u>73,454</u>	<u>72,918</u>	<u>62,885</u>
CLASS II - RESIDENTIAL PROPERTIES	223,406	209,198	132,817	
Tax rate Per 100	5.680	6.328	1.441	
Tax Levy	<u>12,690</u>	<u>13,238</u>	<u>1,914</u>	<u>-</u>
CLASS III - UTILITY PROPERTIES	16,039	13,936	14,973	715,432
Tax rate Per 100	77.775	86.598	75.582	77.517
Tax Levy	<u>12,474</u>	<u>12,068</u>	<u>11,317</u>	<u>554,581</u>
CLASS IV - ALL OTHER PROPERTIES	116,653	129,840	130,317	198,753
Tax rate Per 100	11.176	12.423	9.791	14.252
Tax Levy	<u>13,037</u>	<u>16,130</u>	<u>12,759</u>	<u>28,326</u>
TOTAL TAXABLE VALUATION	<u>549,092</u>	<u>529,330</u>	<u>446,315</u>	<u>1,071,735</u>
TAX LEVY	<u>110,876</u>	<u>114,890</u>	<u>98,908</u>	<u>645,792</u>

Note: The Gold Coast Library District comprises portions of the Town of North Hempstead and the Town of Oyster Bay.

Town of North Hempstead

Commissioner Operated Special Districts	Preliminary Budget 2025	Adopted Budget 2024	Actual 2023	Actual 2022
---	----------------------------	------------------------	----------------	----------------

L353 CARLE PLACE LIBRARY FUNDING DISTRICT

7410-00 - Public Library

EXPENSES

430	Office Supplies	500	500	-	-
433	Postage	3,500	3,500	294	276
434	Publicity & Printing	6,000	6,000	368	1,204
435	Conferences, Meetings & Travel	500	500	-	-
436	Contract with other library	860,000	860,000	796,573	705,838
437	Professional Fees (Legal, Bank Fees)	18,000	18,000	25,493	16,508
438	Membership Dues	500	500	-	-
447	Election expense	1,000	1,000	634	-
454	Insurance	5,000	5,000	3,141	2,901
TOTAL BUDGETED/ACTUAL EXPENSES		895,000	895,000	826,503	726,727

**Coding system mandated by New York State Education Department

REVENUE

PILOT		11,500	11,500	20,480	21,167
Interest		150	150	508	323
Other Tax Items		-	-	326	311
Misc		-	-	-	125
TOTAL BUDGETED/ACTUAL REVENUES		11,650	11,650	21,314	21,926

SUMMARY

TOTAL BUDGETED/ACTUAL EXPENSES	895,000	895,000	826,503	726,727
ACTUAL FUND BALANCES AT END OF PERIOD			50,436	143,570
	895,000	895,000	876,939	870,297
TOTAL BUDGETED/ACTUAL REVENUES	11,650	11,650	21,314	21,926
APPROPRIATED FUND BALANCES	23,350	49,350		
ACTUAL FUND BALANCES AT BEGINNING OF PERIOD			143,570	148,338
RAISED BY TAXATION			712,055	700,033
AMOUNT TO BE RAISED BY TAXATION	860,000	834,000		
	895,000	895,000	876,939	870,297

TAX LEVY

TAXABLE VALUATION

CLASS I - RESIDENTIAL PROPERTIES	1,434,855	1,310,521	1,212,230	1,079,995
Tax rate Per 100	41.096	43.830	39.025	46.028
Tax Levy	589,665	574,408	473,073	497,098
CLASS II - RESIDENTIAL PROPERTIES	255,198	270,992	268,713	237,452
Tax rate Per 100	5.206	4.746	4.420	4.262
Tax Levy	13,285	12,861	11,877	10,119
CLASS III - RESIDENTIAL PROPERTIES	274,094	231,684	199,319	167,182
Tax rate Per 100	2.299	2.308	2.132	1.820
Tax Levy	6,303	5,348	4,249	3,043
CLASS IV - ALL OTHER PROPERTIES	2,948,601	3,076,002	3,039,741	2,942,211
Tax rate Per 100	8.504	7.847	7.330	6.450
Tax Levy	250,748	241,384	222,813	189,772
TOTAL TAXABLE VALUATION	4,912,748	4,889,199	4,720,003	4,426,840
TAX LEVY	860,000	834,000	712,012	700,033

Town of North Hempstead					
Commissioner Operated Special Districts	Preliminary Budget 2025	Adopted Budget 2024	Actual 2023	Actual 2022	
SP361 GREAT NECK PARK DISTRICT					
5650 - OFF STREET PARKING					
100	PERSONAL SERVICES - See Detail	35,000	35,000	33,762	33,619
200	Operating Equipment	-	-	46,796	-
EXPENSES					
401	Stationery & Printing	600	750	6,543	5,148
431	Leases - Land	420	420	420	420
467	Gas, Oil, Etc.	400	200	513	169
474	Tools, Parts & Supplies	250	250	-	-
475	Repairs & Maintenance	250	250	-	-
497	Other Operating Expenses	100	100	50	-
	Subtotal	12,020	11,770	15,996	15,165
	TOTAL OFF STREET PARKING	47,020	46,770	96,554	48,784
7020-RECREATION ADMINISTRATION					
100	PERSONAL SERVICES - See Detail	1,533,133	1,503,291	1,254,888	1,220,056
	Commissioner Fees	75,000	75,000	75,000	76,900
	Subtotal	1,608,133	1,578,291	1,329,888	1,296,956
225	Operating Equipment	24,000	24,800	26,715	20,531
EXPENSES					
401	Stationery & Printing	2,000	2,000	27	1,833
402	Postage- Publicist	8,000	8,000	9,469	6,775
4021	Postage- Finance	5,000	5,000	3,023	3,068
4022	Postage- Parkwood Administration	250	250	-	90
4023	Postage- Beach Rd. Administration	3,000	3,000	3,774	2,522
403	Credit Card Fees	147,520	112,000	109,402	111,478
404	Office Supplies & Expenses	10,000	15,000	9,241	11,910
4041	Office Supplies - IT Equipment	44,200	43,000	19,867	17,479
405	Data Processing	293,090	258,110	223,457	204,253
409	Telephone	12,920	13,100	13,073	11,725
415	Membership Expenses & Fees	-	-	-	95
420	Electricity	14,000	13,500	10,951	13,057
421	Water	1,500	1,100	1,116	1,100
422	Heating	3,200	3,200	3,340	3,442
429	Equipment Rental	3,000	3,000	2,905	2,398
4311	Land Acquisition	-	-	519,031	-
441	Legal Notices	3,000	3,000	2,421	3,010
445	Conferences, Meetings, Etc.	10,000	10,000	8,018	8,226
446	Public Information & Education- Misc.	4,000	4,000	4,201	2,269
4461	Public Information & Education- Graphic Arts	12,000	12,000	11,048	10,695
4462	Public Information & Education-Brochures & ma	12,000	12,000	10,206	8,343
4463	Public Information & Education- Special Event f	3,500	3,500	2,187	3,412
447	Election Expense	23,000	20,000	20,072	15,520
452	Auditing	47,000	45,000	44,000	44,000
454	Legal	190,000	125,000	186,477	348,130
458	Other Professional Services	129,246	305,250	262,619	120,342
467	Gas, Oil Etc.	5,500	5,500	5,296	5,470
474	Tools Parts & Supplies	3,000	3,000	2,863	2,612
475	Repairs & Maintenance	5,000	5,000	9,309	-
497	Other Operating Expenses	3,500	3,500	3,878	3,150
	TOTAL RECREATION ADMINISTRATION	2,630,559	2,640,101	2,857,874	2,283,891

Town of North Hempstead				
Commissioner Operated Special Districts	Preliminary Budget 2025	Adopted Budget 2024	Actual 2023	Actual 2022

SP361 GREAT NECK PARK DISTRICT (cont.)

7110 - PARKS

100	PERSONAL SERVICES - See Detail	2,912,368	3,033,409	3,149,826	2,981,165
225	Operating Equipment	30,000	75,000	192,048	168,951
EXPENSES					
404	Office Supplies & Expenses	1,000	1,000	179	597
405	Data Processing	9,600	10,000	8,619	9,237
409	Telephone	16,580	17,280	15,962	17,432
420	Electricity	72,000	61,800	53,020	59,640
421	Water	53,000	36,700	45,193	42,345
422	Heating	25,400	25,400	26,091	27,559
429	Equipment Rental	2,500	2,500	3,055	1,547
431	Leases - Land	-	350,000	-	45,906
446	Public Information & Education	-	-	125	-
458	Other Professional Services	20,000	5,000	7,380	855
466	Uniforms & Laundry	14,000	14,000	9,505	27,741
467	Gas, Oil, Etc.	46,000	46,000	31,968	45,747
474	Tools, Parts & Supplies	300,000	230,000	291,707	219,060
475	Repairs & Maintenance	120,000	95,000	106,497	93,417
47501	Repairs & Maintenance- Trees	40,000	40,000	23,887	41,604
4752	R&M- Charged to repair reserve	-	-	13,901	605,784
492	Improvements	330,000	13,000	318,647	81,975
497	Other Operating Expenses	1,000	1,000	1,105	976
499	Security	50,000	47,000	24,355	46,500
	TOTAL PARKS	4,043,448	4,104,089	4,323,070	4,518,038

7140 - GREAT NECK HOUSE

100	PERSONAL SERVICES - See Detail	164,796	235,070	163,915	136,109
EXPENSES					
401	Stationery & Printing	600	-	-	-
404	Office Supplies & Expenses	1,000	3,200	1,930	3,054
405	Data Processing	1,600	1,600	1,192	833
409	Telephone	2,400	3,600	3,266	3,186
420	Electricity	20,000	23,000	13,387	13,572
421	Water	2,000	2,500	810	764
422	Heating	14,000	14,000	11,374	10,952
429	Equipment Rental	2,000	2,000	1,924	1,628
466	Uniforms & Laundry	-	500	360	-
467	Gas, Oil, Etc.	-	-	656	-
474	Tools, Parts & Supplies- Maintenance	5,000	4,000	4,981	3,854
475	Repairs & Maintenance	14,000	13,000	14,864	11,905
490	Recreation Programs	92,000	73,620	72,421	51,023
491	Recreational Supplies	7,500	6,650	6,232	546
492	Improvements	-	-	77,379	86,347
	Subtotal	162,100	147,670	210,776	187,664
	TOTAL GREAT NECK HOUSE	326,896	382,740	374,691	323,773

Town of North Hempstead				
Commissioner Operated Special Districts	Preliminary Budget 2025	Adopted Budget 2024	Actual 2023	Actual 2022

SP361 GREAT NECK PARK DISTRICT (cont.)

7145 - RECREATION PROGRAMS

100	PERSONAL SERVICES - See Detail * This year it is split between Camp Parkwood Program.	512,896	508,274	385,730	335,634
2250	Operating Equipment	-	-	1,100	-
	Subtotal	-	-	1,100	-
EXPENSES					
404	Office Supplies & Expenses	500	500	142	309
409	Telephone	260	500	204	205
4291	Rink Rental	28,000	-	30,355	-
458	Other Professional Services	267,000	241,000	253,286	220,957
466	Uniforms & Laundry	2,000	2,000	959	360
474	Tools, Parts & Supplies	23,000	-	32,956	-
475	Repairs & Maintenance	12,500	-	-	-
490.01	Shows and Concerts	600,000	314,000	431,350	239,850
490.02	Park Programs	7,300	6,000	5,721	4,349
490.03	Outdoor Movies	3,500	3,720	465	1,395
490.04	Harvest Festival	10,000	10,000	10,000	4,795
490.05	Halloween Events	2,700	5,475	1,562	1,544
490.08	Sailing Program	9,000	9,000	13,982	6,856
490.09	Other	1,000	1,000	1,584	-
4909001	Sports Programs	-	20,000	18,494	4,905
4909002	Winter Wonderland	500	-	-	493
4909003	Spring Event	1,000	-	1,224	822
4909006	Summer Fest	43,150	25,000	45,705	44,873
4909007	Birthday Parties	4,500	4,000	1,945	1,943
4909008	Food	12,000	10,000	12,330	8,039
4909009	Winter Camp Parkwood	12,000	7,500	4,972	4,852
4909011	Farmer's Market (Musical Arts)	14,500	15,500	11,925	-
4909012	GNPD Youth Soccer League	53,000	-	22,594	-
491	Recreational Supplies	7,800	6,800	4,880	-
4911	Recreational Supplies- Rec Center	9,200	7,000	9,744	1,718
4912	Recreation Supplies- Show	120,000	95,000	96,765	56,134
	Subtotal	1,244,410	783,995	1,013,144	604,399
	TOTAL RECREATION	1,757,306	1,292,269	1,399,974	940,033

7146- CAMP PARKWOOD

100	PERSONAL SERVICES - See Detail	477,000	481,500	448,174	413,835
EXPENSES					
409	Telephone	400	750	849	487
429	Equipment Rental	5,000	5,000	-	-
458	Other Professional Services	104,000	102,000	96,727	97,999
474	Tools, Parts & Supplies	25,000	25,000	28,358	16,218
49071	Lunch	70,000	68,000	58,031	57,071
49072	Staff Training	10,000	10,000	3,352	1,885
49073	Daily Buses	109,000	105,000	98,280	89,382
49074	Trip Buses	59,000	55,000	49,880	39,274
466	Uniform & Laundry	15,000	15,000	-	6,094
49076	Optional Field Trips	85,000	75,000	64,231	44,042
49077	Activities	55,000	65,000	34,815	31,396
	Subtotal	537,400	525,750	434,523	383,848
	TOTAL CAMP PARKWOOD	1,014,400	1,007,250	882,697	797,683

Town of North Hempstead					
Commissioner Operated Special Districts	Preliminary Budget 2025	Adopted Budget 2024	Actual 2023	Actual 2022	
SP361 GREAT NECK PARK DISTRICT (cont.)					
7180 - POOL					
100	PERSONAL SERVICES - See Detail	689,496	775,455	865,481	728,218
225	Operating Equipment	30,000	36,000	16,599	-
EXPENSES					
404	Office Supplies & Expenses	350	350	71	255
405	Data Processing	1,000	970	775	1,017
409	Telephone	1,330	1,050	851	837
415	Membership Expenses & Fees	2,060	-	2,885	-
420	Electricity	148,000	136,500	119,119	131,792
421	Water	30,000	29,700	24,536	13,402
422	Heating	12,600	12,600	10,198	13,679
429	Equipment Rental	500	500	164	204
430	Lease of Energy Equipment (25%)	-	-	-	26,792
458	Other Professional Services	44,725	7,500	15,093	7,350
466	Uniforms & Laundry	17,000	15,000	18,296	11,997
467	Gas, Oil, Etc.	3,000	3,000	1,634	2,948
474	Tools, Parts & Supplies- Maintenance	35,000	40,000	34,074	34,804
4741	Tools, Parts & Supplies - Chemicals	65,000	62,000	61,608	61,606
4742	Tools, Parts & Supplies- Recreation (Pool)	-	6,000	-	5,715
	Tools, Parts & Supplies- Steppingstone	3,500	1,500	3,411	1,452
475	Repairs & Maintenance	60,000	25,000	9,554	25,172
491	Recreational Supplies	16,000	14,000	13,365	9,090
	Subtotal	440,065	355,670	315,634	348,112
	TOTAL POOL	1,159,561	1,167,125	1,197,714	1,076,330
7230 - MARINA & DOCK					
100	PERSONAL SERVICES - See Detail	236,228	388,281	417,508	392,335
225	Operating Equipment	-	10,000	28,505	19,489
EXPENSES					
401	Stationery & Printing	300	300	223	-
409	Telephone	690	980	329	290
466	Uniforms & Laundry	800	800	635	499
467	Gas, Oil, Etc.	2,300	2,300	2,326	2,279
474	Tools, Parts & Supplies	50,000	57,330	42,666	40,195
4741	Supplies - Food	3,000	3,000	1,258	1,440
475	Repairs & Maintenance	13,000	13,000	11,426	4,085
497	Other Operating Expenses	3,000	3,000	1,896	1,571
	Subtotal	73,090	80,710	60,759	50,359
	TOTAL MARINA & DOCK	309,318	478,991	506,772	462,183

Town of North Hempstead					
Commissioner Operated Special Districts	Preliminary Budget 2025	Adopted Budget 2024	Actual 2023	Actual 2022	
SP361 GREAT NECK PARK DISTRICT (cont.)					
7265 - SKATING RINK					
100	PERSONAL SERVICES - See Detail	1,035,767	1,111,017	1,072,640	957,664
225	Operating Equipment	50,000	5,000	12,665	-
EXPENSES					
401	Stationery & Printing	750	500	373	300
404	Office Supplies & Expenses	2,000	1,500	930	697
405	Data Processing	2,820	2,820	2,191	2,501
409	Telephone	4,800	4,360	2,841	2,881
415	Membership Expenses & Fees	15,000	14,500	13,562	15,553
4151	Food-Travel Hockey	5,000	5,000	5,803	1,530
4152	Travel- Travel Hockey	109,650	115,216	105,639	61,924
4153	Trophies- Travel Hockey	4,000	4,000	1,156	4,319
4155	Uniforms - Travel Hockey	36,250	27,500	32,227	30,338
420	Electricity	220,000	212,000	201,665	204,666
421	Water	20,000	11,100	12,081	15,067
422	Heating	67,700	67,700	65,739	73,587
429	Equipment Rental	2,000	2,000	2,291	4,243
430	Lease of Energy Equipment (75%)	-	-	-	81,000
445	Conferences, Meetings, etc.	-	-	-	649
446	Public Information & Education	500	500	375	300
458	Other Professional Services	116,000	155,000	128,079	94,212
466	Uniforms & Laundry	2,000	8,000	800	13,885
467	Gas, Oil, Etc.	8,000	8,200	6,897	8,146
474	Tools, Parts & Supplies	50,000	30,000	47,487	42,804
475	Repairs & Maintenance	75,000	95,000	71,859	79,473
490	Recreation Programs	-	3,000	1,011	4,274
4909007	Birthday Parties	20,000	18,000	18,805	3,322
491	Recreational Supplies	12,250	8,000	12,897	6,002
492	Improvements	60,000	-	18,995	15,646
497	Other Operating Expenses	500	2,500	-	338
	Subtotal	834,220	796,396	753,703	767,657
	TOTAL SKATING RINK	1,919,987	1,912,413	1,839,008	1,725,321

Town of North Hempstead

Commissioner Operated Special Districts	Preliminary Budget 2025	Adopted Budget 2024	Actual 2023	Actual 2022
SP361 GREAT NECK PARK DISTRICT (cont.)				
7280 - OUTDOOR TENNIS				
100 PERSONAL SERVICES - See Detail	38,000	45,000	30,753	44,500
EXPENSES				
474 Tools, Parts & Supplies	32,000	30,000	28,638	26,397
475 Repairs & Maintenance	500	500	-	-
491 Recreational Supplies	2,000	2,000	1,870	150
Subtotal	34,500	32,500	30,508	26,547
TOTAL OUTDOOR TENNIS	72,500	77,500	61,261	71,047
7281 - INDOOR TENNIS				
100 PERSONAL SERVICES - See Detail	1,031,731	953,237	966,574	949,367
EXPENSES				
401 Stationery & Printing	-	-	-	275
404 Office Supplies & Expenses	3,000	3,000	1,213	2,485
405 Data Processing	1,680	1,870	1,695	1,547
409 Telephone	1,700	1,950	1,624	1,513
420 Electricity	74,000	67,700	55,274	65,387
421 Water	4,000	3,300	3,622	3,589
422 Heating	11,200	11,200	9,498	12,115
429 Equipment Rental	500	500	410	336
466 Uniforms & Laundry	2,000	2,000	-	-
474 Tools, Parts & Supplies	16,000	20,000	15,294	17,917
475 Repairs & Maintenance	7,500	7,500	2,418	323
490 Recreation Programs	2,500	2,500	925	925
491 Recreational Supplies	19,455	21,610	12,671	4,514
492 Improvements	30,000	-	-	-
Subtotal	173,535	143,130	104,644	110,926
TOTAL INDOOR TENNIS	1,205,266	1,096,367	1,071,218	1,060,293

Town of North Hempstead					
Commissioner Operated Special Districts	Preliminary Budget 2025	Adopted Budget 2024	Actual 2023	Actual 2022	
SP361 GREAT NECK PARK DISTRICT (cont.)					
INSURANCE, TAXES, BENEFITS					
400	1910 - Unallocated Insurance	300,000	295,000	305,523	284,098
400	1950 - Taxes & Assessments	200,000	150,000	146,504	135,525
800	9010 - State Retirement	875,000	825,000	666,293	670,977
800	9030 - Social Security	661,000	698,000	666,955	631,904
800	9040 - Workers' Compensation	135,000	140,000	133,127	174,567
800	9045 - Life Insurance	4,500	5,000	3,830	3,628
800	9055 - Disability Insurance	10,000	10,000	7,838	11,297
800	9058 - Unemployment Insurance	35,000	40,000	23,011	8,496
800	9059 - MTA Tax	32,000	30,000	28,316	24,065
800	9060 - Medical & Dental Insurance	2,375,000	2,153,000	1,921,041	1,810,991
	Grants & Storm Related Expenses	-	-	90,802	-
	Subtotal	4,627,500	4,346,000	3,993,240	3,755,548
900	9501 - INTERFUND TRANSFER				
	Town Administrative Charge	44,775	49,555	50,719	45,313
901	Fiscal Agent Fee			9,726	
902	Serial Bonds Princ	488,597	641,351	536,265	1,284,973
903	Serial Bonds Interest	634,384	400,633	190,034	231,962
	Transfer to Repair Reserve	50,000	302,892		-
	Lease Principal	25,317		25,317	
	Lease Interest	324,683		324,683	
	Subtotal	1,567,756	1,394,431	1,136,744	1,562,248
TOTAL BUDGETED/ACTUAL EXPENSES		20,681,517	19,946,046	19,740,817	18,625,172
REVENUE					
1081	PILOT	523,000	521,770	522,604	501,879
1720	Parking Lots	305,000	267,500	271,112	219,802
2001	Great Neck House Fees	98,365	99,610	102,795	73,447
2005	Recreation Program Fees	671,650	225,490	308,128	217,445
2006	Camp Parkwood	1,245,000	1,142,000	1,088,132	1,127,795
2025	Beach & Pool Fees	959,395	996,500	901,007	965,109
2040	Marina & Docks	79,300	79,300	89,712	74,443
2055	Outdoor Tennis	35,000	31,890	36,780	37,465
2056	Indoor Tennis	1,477,380	1,347,459	1,473,676	1,352,046
2065	Skating Rink	2,006,924	1,991,000	1,873,198	1,658,769
2401	Interest Earnings	250,000	230,000	396,038	50,605
2410	Rental of Park Property	155,000	156,408	193,112	136,008
2665	Sales of Equipment			512	161
2680	Insurance Recoveries			4,277	5,882
2701	Refund of Prior Year Expenses			3,986	33,498
2706	Tree Planting Sponsorship			2,400	14,150
2770	Other Unclassified Revenues			(238)	9,957
2610	Fines & Forfeitures	10,000	25,000	20,119	20,862
5031	State Aid				
TOTAL ESTIMATED/ACTUAL REVENUE		7,816,014	7,113,927	7,287,350	6,499,323

Town of North Hempstead

Commissioner Operated Special Districts	Preliminary Budget 2025	Adopted Budget 2024	Actual 2023	Actual 2022
---	----------------------------	------------------------	----------------	----------------

SP361 GREAT NECK PARK DISTRICT (cont.)

SUMMARY

TOTAL BUDGETED/ACTUAL EXPENSES	20,681,517	19,946,046	19,740,817	18,625,172
ACTUAL FUND BALANCES AT END OF PERIOD			7,655,139	7,934,506
	20,681,517	19,946,046	27,395,956	26,559,678
TOTAL ESTIMATED/ACTUAL REVENUE	7,816,014	7,113,927	7,287,350	6,499,323
APPROPRIATED FUND BALANCE	230,740	414,633		
ACTUAL FUND BALANCES AT BEGINNING OF PERIOD			7,934,506	8,066,106
RAISED BY TAXATION			12,174,100	11,994,248
AMOUNT TO BE RAISED BY TAXATION	12,634,763	12,417,486		
	20,681,517	19,946,046	27,395,956	26,559,677

TAX LEVY

TAXABLE VALUATION

CLASS I - RESIDENTIAL PROPERTIES	9,006,477	8,254,798	7,702,236	6,890,525
Tax rate Per 100	84.826	91.969	92.014	110.320
Tax Levy	7,639,834	7,591,892	7,087,135	7,601,627
CLASS II - RESIDENTIAL PROPERTIES	5,296,573	5,438,188	5,283,519	4,994,256
Tax rate Per 100	34.320	32.885	35.863	33.113
Tax Levy	1,817,773	1,788,340	1,894,828	1,653,762
CLASS III - UTILITY PROPERTIES	1,006,158	893,632	800,069	679,686
Tax rate Per 100	48.109	47.988	50.925	44.490
Tax Levy	484,054	428,840	407,435	302,389
CLASS IV - ALL OTHER PROPERTIES	6,044,087	6,054,907	5,866,975	5,402,952
Tax rate Per 100	44.558	43.079	47.464	45.095
Tax Levy	2,693,101	2,608,413	2,784,701	2,436,468
TOTAL TAXABLE VALUATION	21,353,295	21,596,497	19,652,799	17,967,419
TAX LEVY	12,634,763	12,417,486	12,174,100	11,994,246

Town of North Hempstead				
Commissioner Operated Special Districts	Preliminary Budget 2025	Adopted Budget 2024	Actual 2023	Actual 2022
SP361 GREAT NECK PARK DISTRICT (cont.)				
<u>SALARY SCHEDULE</u>				
5650 OFF STREET PARKING				
Seasonal Employees	35,000	35,000	33,762	33,619
TOTAL OFF STREET PARKING	35,000	35,000	33,762	33,619
7020 RECREATION ADMINISTRATION				
Superintendent of Parks	225,000	212,093	206,023	189,709
Deputy Superintendent	146,944	142,678	138,503	130,663
Clerk of the Board	115,695	115,695	84,228	107,990
Typist Clerk	80,000	80,000	-	483
Information Technology	121,766	121,142	117,598	113,075
Seasonal Employees	185,000	153,000	180,382	139,475
Publicity	50,959	50,698	49,238	47,335
Senior Accountant	99,398	95,524	92,796	85,922
Finance Director	170,181	169,309	164,355	157,798
HR Director	135,000	135,000	-	-
Assistant Business Manager	81,074	77,970	78,190	67,971
Sick Leave / Vac Buy-back	122,117	150,182	143,575	179,634
TOTAL RECREATION ADMIN.	1,533,134	1,503,291	1,254,888	1,220,055
7110 PARKS				
Supervisors of Parks	313,965	444,815	282,009	277,142
Labor Supervisors	669,232	619,861	607,822	563,540
Park Laborers/Maintainers	1,291,983	1,304,733	1,370,692	1,405,165
SeaSal-Allenwood Park	25,000	40,000	31,958	36,360
SeaSal- Cuttermill Park	25,000	30,000	(464)	83,013
SeaSal- Ielpi/Firefighters Park	25,000	35,000	5,008	33,636
SeaSal- KingsPoint Park	60,000	65,000	65,715	67,048
SeaSal-Lakeville Park	35,000	35,000	65,496	34,490
SeaSal- Manor Park	16,000	16,000	4,536	16,573
SeaSal- Memorial Field	55,000	55,000	52,927	58,958
SeaSal- Steppingstone Park	70,000	70,000	90,181	71,088
SeaSal- Steppingstone Gate	45,000	36,000	44,400	33,795
SeaSal- Village Green/ GNH	60,000	65,000	63,847	46,430
SeaSal- Wyngate Park	25,000	30,000	-	30,321
SeaSal- Mason Crew	30,000	30,000	29,474	28,073
SeaSal- Dog Park	15,000	15,000	13,049	12,822
SeaSal- Roving Patrol	45,000	82,000	61,748	80,499
Sea Sal-Floating Laborer	60,000	50,000	59,168	-
Sick Leave	46,188	10,000	302,260	102,215
TOTAL PARKS	2,912,368	3,033,409	3,149,826	2,981,168
7140 GREAT NECK HOUSE				
Administrative:				
Cleaning Staff	34,000	30,000	12,900	8,179
Front Desk Supervisor	-	32,580	12,384	5,539
Clerical Seasonal	33,000	54,000	33,657	14,572
Recreational Aides	78,796	89,655	88,511	84,887
Recreation Aides	19,000	20,035	16,463	17,965
Park Laborers		8,800	-	4,967
TOTAL RECREATION CENTER	164,796	235,070	163,915	136,109

Town of North Hempstead				
Commissioner Operated Special Districts	Preliminary Budget 2025	Adopted Budget 2024	Actual 2023	Actual 2022
SP361 GREAT NECK PARK DISTRICT (cont.)				
<u>SALARY SCHEDULE - Continued</u>				
Summer Swim Camp	-	15,000	-	16,619
SeaSal- Recreation Center	40,000	37,800	38,373	28,883
SeaSal- Playscape	66,000	50,000	67,419	47,598
SeaSal- Winter Camp Parkwood- Skating Instructor	-	-	2,149	-
Rec. Aides-Summer Programs	5,210	3,600	462	2,158
Sailing Program - Director	64,000	60,000	58,723	55,373
Sailing Program - Instructors	36,000	27,000	36,776	23,636
Recreation Programs Specialists	266,196	282,482	147,484	135,393
Seasonal- Farmer's Market (New)	5,200	7,392	-	-
Seasonal- Show Crew Staff	30,290	25,000	34,344	25,974
<u>TOTAL RECREATION PROGRAMS</u>	512,896	508,274	385,730	335,634
7146 CAMP PARKWOOD				
Camp Parkwood- Director	52,000	51,000	50,000	48,000
Camp Parkwood- Counselor	425,000	425,000	383,419	365,835
Camp Parkwood- Sailing		5,500		-
Camp Parkwood- Swim Program			14,755	
<u>TOTAL CAMP PARKWOOD</u>	477,000	481,500	448,174	413,835
7180 POOL				
Cashiers & Gate Attendants	64,000	85,000	86,751	94,812
Winter Swim Lessons	5,670	5,000	5,529	4,830
Winter Swim - General Lifeguard/ Lap Swin	2,600	2,500	948	2,218
Winter Swim Team- Lifeguards	7,000	7,000	5,446	7,911
Summer Private Swim	24,200	21,000	23,264	20,394
Aquatic Director	15,000	35,000	19,967	29,031
Lieutenant Lifeguards	45,000	45,000	86,713	40,197
Lifeguards	225,000	253,000	264,062	152,093
EMT		-	-	2,695
Steppingstone Pool	10,750	7,000	10,000	5,470
Pool Maintenance	50,000	25,000	56,464	49,337
Winter Swimming Instructors	26,000	26,000	19,500	21,591
Swim Camp Program	15,000		-	
Water Exercise Lessons	8,500	9,000	8,955	8,265
Summer Group Swim Lessons	4,500	4,500	3,416	2,832
Recreation Specialists	22,567	58,970	37,538	35,995
Park Laborers	63,709	101,485	95,604	119,356
Seasonal Attendants	55,000	50,000	96,133	74,722
Watchmen/Cleaning Staff	45,000	40,000	45,191	56,469
<u>TOTAL POOL</u>	689,496	775,455	865,481	728,218
7230 MARINA & DOCK				
Administrative:				
Dockmaster	109,636	108,486	105,071	99,661
Marina Operations:				
Launch Operators	35,000	45,000	40,930	40,270
Launch Operators In Training	-	5,000	-	-
Marina Services	-	42,000	67,702	40,745
Night Maintenance		5,000	27,815	40,954
Gate Keepers		-	-	2,451
Maintenance:				
Park Laborers	91,592	182,795	175,990	168,255
<u>TOTAL MARINA & DOCK</u>	236,228	388,281	417,508	392,336

Town of North Hempstead

Commissioner Operated Special Districts	Preliminary Budget 2025	Adopted Budget 2024	Actual 2023	Actual 2022
SP361 SALARY SCHEDULE - Continued				
7265 SKATING RINK				
Administrative:				
Rec Program Specialist	135,287	99,938	97,519	93,948
SeaSal- Cashier	84,000	57,600	73,962	68,252
Clerical	2,000	2,000	2,123	2,360
Rink Operations:				
Wrist Band	10,230	9,000	8,897	7,875
Skate Sharpener	-	9,000	-	-
Rink Manager	62,000	68,200	72,679	72,033
Rink Cleaning Staff	62,500	61,200	75,531	48,441
Hockey Coaches	131,000	124,500	110,218	52,961
Hockey House League Staff	17,540	11,000	15,852	10,748
Hockey Scorekeepers	7,500	3,000	4,139	1,836
Hockey Coaches - School District	7,500	23,000	5,056	5,199
Skate School:				
Private Skate Lessons	205,000	205,000	185,376	192,913
Semi Private Skate Lessons	25,000	32,500	29,333	25,614
Director	55,000	47,500	41,556	31,647
Instructors	52,000	67,000	71,296	70,708
Skate Rental	30,000	29,400	18,228	26,332
Skate Guards	35,000	36,000	43,710	22,455
Maintenance:				
Park Laborers	63,709	173,179	168,329	171,291
Rink Maintenance	50,500	52,000	48,836	53,051
<u>TOTAL SKATING RINK</u>	<u>1,035,766</u>	<u>1,111,017</u>	<u>1,072,640</u>	<u>957,664</u>
7280 OUTDOOR TENNIS				
SeaSal- Attendants- Allenwood	13,800	12,000	9,377	9,071
SeaSal- Attendants- Kings Point	10,000	23,000	13,589	27,099
SeaSal- Attendants- Memorial Field	14,200	10,000	7,787	8,330
<u>TOTAL OUTDOOR TENNIS</u>	<u>38,000</u>	<u>45,000</u>	<u>30,753</u>	<u>44,500</u>
7281 INDOOR TENNIS				
Administrative:				
Clerical	130,000	110,000	125,315	113,686
Recreational Aides (New)	152,638	143,153	142,679	127,270
Instructors	656,432	626,413	655,187	625,555
Maintenance:				
Park Laborer / Seasonal	55,161	18,671	4,683	30,041
SeaSal- Tennis Center Maintenance	37,500	55,000	38,710	52,814
<u>TOTAL INDOOR TENNIS</u>	<u>1,031,731</u>	<u>953,237</u>	<u>966,574</u>	<u>949,366</u>
SALARY SUMMARY				
5650 Off Street Parking	35,000	35,000	33,762	33,619
7020 Recreation Administration	1,533,134	1,503,291	1,254,888	1,220,055
7110 Parks	2,912,368	3,033,409	3,149,826	2,981,168
7140 Great Neck House	164,796	235,070	163,915	136,109
7145 Recreation Programs	512,896	508,274	385,730	335,634
7146 Camp Parkwood	477,000	481,500	448,174	413,835
7180 Pool	689,496	775,455	865,481	728,218
7230 Marina & Dock	236,228	388,281	417,508	392,336
7265 Skating Rink	1,035,766	1,111,017	1,072,640	957,664
7280 Outdoor Tennis	38,000	45,000	30,753	44,500
7281 Indoor Tennis	1,031,731	953,237	966,574	949,366
<u>TOTAL SALARIES</u>	<u>8,666,415</u>	<u>9,069,534</u>	<u>8,789,251</u>	<u>8,192,504</u>

Town of North Hempstead					
Commissioner Operated Special Districts	Preliminary Budget 2025	Adopted Budget 2024	Actual 2023	Actual 2022	
SP362 MANHASSET PARK DISTRICT					
5650 - OFF STREET PARKING					
100	PERSONAL SERVICES				
	Parking Meter Serviceman (1)	72,300	68,300	66,518	63,552
	Commissioner\ Fees (3)	40,000	36,000	40,020	35,680
	Laborer (3)	230,400	184,000	166,084	190,847
	Labor Supervisor (1)	108,140	101,866	103,295	96,234
	Secretary (1)	88,550	84,400	82,791	79,248
	Code Enforcement (1)	75,890	73,400	73,303	67,718
	Part Time Laborer (1)	20,000	20,000	16,210	-
	Overtime	90,750	75,000	66,330	14,575
	Bank Buy Outs	5,000	8,000	24,671	5,348
	Subtotal	731,030	650,966	639,222	553,202
EQUIPMENT/CAPITAL OUTLAY					
225	Operating Equipment	10,000	10,000	14,128	-
245	Meters	6,000	3,600	2,794	4,914
	Subtotal	16,000	13,600	16,922	4,914
300	Capital Improvements	93,881	112,797	146,144	-
	Subtotal	93,881	112,797	146,144	-
EXPENSES					
401	Stationery & Printing	15,000	14,000	18,077	21,733
404	Office Supplies & Expenses	6,000	6,000	6,487	4,354
405	Dues & Subscriptions	1,000	800	1,103	305
406	Service Charge	45,000	44,000	39,660	30,881
419	Telephone & Communications	7,000	7,000	8,220	5,112
420	Electricity	38,000	38,000	30,260	35,075
421	Water	150	150	132	103
422	Natural Gas	1,500	1,500	1,293	1,227
425	Security Expenses	700	700	313	482
431	Rent - Town of NH	1,000	1,000	-	-
440	Postage/Other Operating Expenses	200	200	252	176
441	Legal Notices	800	800	499	636
445	Conferences, Meetings, Schools	250	250	-	-
446	Public Information & Education	250	250	-	-
447	Election Expenses	900	900	561	531
451	Engineering	2,500	2,500	-	-
452	Auditing	22,000	22,000	17,800	27,513
454	Legal	43,000	38,000	43,622	34,500
458	Other Professional Services	22,000	20,000	21,734	20,065
	Contingency	5,000	5,000	-	-
	Rent - Verizon	5,000	5,000	12,474	-
	Rent - MTA	151	151	151	151
466	Uniforms & Laundry	8,000	7,000	8,076	5,642
474	TOOLS, PARTS & SUPPLIES	-	-	-	-
	Plant & Grounds	4,500	4,000	4,550	1,000
	Operating Equipment	16,000	14,000	22,105	11,440
475	REPAIRS & MAINTENANCE	-	-	-	-
	Operating Equipment	3,000	3,000	436	210
	Plants & Grounds	1,250	1,250	250	475
	Meters	3,500	3,500	2,303	511
	Other	2,200	2,000	2,200	-
476	Sanitation	5,000	5,000	4,071	4,020
477	Light Fixtures	1,500	1,500	-	(123)
480	Truck Expenses	10,000	6,000	11,888	12,916
489	Special Events	250	250	-	-
493	Contractual Services	500	500	-	-
	Snow Removal	3,000	3,000	2,006	1,550
497	Other Operating Expenses	3,500	3,500	-	254
	Subtotal	279,601	262,701	260,523	220,739
TOTAL OFF STREET PARKING					
		1,120,512	1,040,064	1,062,811	778,855

Town of North Hempstead					
Commissioner Operated Special Districts	Preliminary Budget 2025	Adopted Budget 2024	Actual 2023	Actual 2022	
SP362 MANHASSET PARK DISTRICT (cont.)					
7110 - PARK EXPENSES					
421	Water	2,000	2,000	512	1,156
475	Repairs & Maintenance	2,000	2,000	-	-
489	Special Events	250	250	-	-
491	Recreational Supplies	250	250	-	-
	Contractual Services	500	500	-	-
	Subtotal	5,000	5,000	512	1,156
400	1910 - Unallocated Insurance	65,000	48,500	48,169	42,389
800	9010 - State Retirement	85,000	80,000	69,777	63,984
800	9030 - Social Security	50,000	48,000	47,842	41,255
800	9040- Workers' Compensation	22,000	16,000	15,485	7,816
800	9060 - Hospital & Medical Insurance	500,000	470,000	479,778	456,032
	Subtotal	722,000	662,500	661,051	611,476
900	9501 - INTERFUND TRANSFER				
	Administrative Fee	5,830	3,535	2,290	1,245
	Fiscal Agent Fees	-	-	-	-
	Serial Bonds - Principal	-	-	-	-
	Serial Bonds - Interest	-	-	-	-
	Subtotal	5,830	3,535	2,290	1,245
TOTAL BUDGETED/ACTUAL EXPENSES		1,853,342	1,711,099	1,726,664	1,392,732
REVENUE					
1720	Parking Fees	850,000	750,000	918,240	842,933
2401	Interest Earnings	45,000	20,000	23,405	6,466
2410	Rental Income	8,400	8,400	48,601	36,000
2610	Fines	60,000	60,000	105,347	-
1081	LIPA PILOT	21,956	21,024	21,956	21,024
	Miscellaneous	-	-	10,000	-
TOTAL ESTIMATED/ACTUAL REVENUE		985,356	859,424	1,127,549	906,423

Town of North Hempstead				
Commissioner Operated Special Districts	Preliminary Budget 2025	Adopted Budget 2024	Actual 2023	Actual 2022

SP362 MANHASSET PARK DISTRICT (cont.)

SUMMARY

TOTAL BUDGETED/ACTUAL EXPENDITURE	1,853,342	1,711,099	1,726,664	1,392,732
FUND BALANCE AT END OF PERIOD			1,170,021	934,126
	<u>1,853,342</u>	<u>1,711,099</u>	<u>2,896,685</u>	<u>2,326,858</u>
TOTAL ESTIMATED/ACTUAL REVENUE	985,356	859,424	1,127,549	906,423
APPROPRIATED FUND BALANCES				
ACTUAL FUND BALANCE AT BEGINNING OF PERIOD			934,126	606,864
RAISED BY TAXATION			835,010	813,571
AMOUNT TO BE RAISED BY TAXATION	867,986	851,675		
	<u>1,853,342</u>	<u>1,711,099</u>	<u>2,896,685</u>	<u>2,326,858</u>

TAX LEVY

TAXABLE VALUATION

CLASS I - RESIDENTIAL PROPERTIES	6,941,534	6,324,930	5,885,968	5,283,762
Tax rate Per 100	8.317	8.954	9.052	10.558
Tax Levy	<u>577,337</u>	<u>566,339</u>	<u>532,807</u>	<u>557,860</u>
CLASS II - RESIDENTIAL PROPERTIES	59,648	58,672	58,556	53,894
Tax rate Per 100	2.450	2.242	2.404	2.235
Tax Levy	<u>1,461</u>	<u>1,315</u>	<u>1,408</u>	<u>1,205</u>
CLASS III - UTILITY PROPERTIES	556,943	471,229	411,412	344,966
Tax rate Per 100	4.499	4.503	4.819	4.127
Tax Levy	<u>25,059</u>	<u>21,221</u>	<u>19,827</u>	<u>14,237</u>
CLASS IV - ALL OTHER PROPERTIES	5,490,748	5,596,809	5,362,191	5,137,265
Tax rate Per 100	4.810	4.696	5.240	4.677
Tax Levy	<u>264,129</u>	<u>262,800</u>	<u>280,968</u>	<u>240,270</u>
TOTAL TAXABLE VALUATION	<u>13,048,873</u>	<u>12,451,640</u>	<u>11,718,127</u>	<u>10,819,887</u>
TAX LEVY	<u>867,986</u>	<u>851,675</u>	<u>835,010</u>	<u>813,571</u>

Town of North Hempstead

	Preliminary Budget 2025	Adopted Budget 2024	Actual 2023	Actual 2022	
Commissioner Operated Special Districts					
SM371 PORT WASHINGTON POLICE DISTRICT					
100	5120 - POLICE & CONSTABLES				
	Wages	12,713,878	13,055,015	12,917,544	12,540,543
	TOTAL PERSONAL SERVICES	12,713,878	13,055,015	12,917,544	12,540,543
	Commissioner Fees	54,000	54,000	54,000	54,000
	Subtotal	12,767,878	13,109,015	12,971,544	12,594,543
	EQUIPMENT & CAPITAL OUTLAY				
	Building		8,950,098		
210	Office Equipment	25,000	60,000	41,895	26,459
225	Operating Equipment	340,000	376,100	399,298	435,744
	Subtotal	365,000	436,100	9,391,291	462,203
	EXPENSES				
401	Stationery & Printing	4,000	6,000	3,549	4,782
403	Books, Publication, etc.	500	1,500	-	83
404	Office Supplies & Expenses	12,000	15,000	11,208	12,159
405	Data Processing	345,000	257,695	328,250	225,220
410	Publicity	25,000	15,000	20,131	1,412
419	Telephone & Communications	80,000	80,000	79,975	70,146
420	Electricity	46,000	46,000	34,788	41,140
421	Water	1,012	900	718	762
426	Insurance, Fire & Liability	375,000	325,000	220,871	190,300
445	Conferences, Meetings, etc.	20,000	20,000	16,298	37,058
	Educational Training	40,000	40,000	30,000	-
447	Election Expenses	4,000	4,000	4,031	3,080
452	Accounting - Contractual	26,000	24,000	25,350	11,950
451	Accounting - Extra	-	2,000	-	-
453	Auditing	26,000	26,000	23,100	34,900
	Actuary	8,000	8,000	7,600	2,500
454	Legal	37,000	36,500	20,715	51,150
454A	Legal - Contractual	45,000	45,000	42,500	39,172
454B	Legal - Building	45,000	45,000	48,892	-
454.1B	Building Project	2,000,000	750,000	-	6,250
455	Medical - Contractual	5,000	25,000	-	-
456	Medical Reimbursements - Self Insured	5,000	10,000	-	-
456A	PBA Welfare Fund	144,000	130,325	127,310	122,639
459	Labor Management	41,500	41,500	41,740	58,014
466	Uniforms & Maintenance	150,000	140,000	148,433	157,633
467	Gas, Oil, etc.	100,000	110,000	86,341	97,303
	Professional Services-non contractual	50,000	50,000	23,737	9,388
474	Patrol Supplies and Ammunition	100,000	100,000	49,607	50,014
	Investigational Fees	12,500	10,000	-	9,599
475	REPAIRS & MAINTENANCE	-	-	-	-
	Operating Equipment	100,000	100,000	74,305	75,994
	Plant & Grounds	50,000	50,000	33,269	39,560
	Office Equipment	5,000	7,000	3,909	77
441	Legal Notices	2,000	2,000	2,271	1,363
499	Miscellaneous	5,000	5,000	53,214	36,134
	Educational Training Cost	4,000	4,000	-	-
	Subtotal	3,913,512	2,532,420	1,562,112	1,389,782
	TOTAL POLICE & CONSTABLES	17,046,390	16,077,535	23,924,948	14,446,528

Town of North Hempstead					
Commissioner Operated Special Districts	Preliminary Budget 2025	Adopted Budget 2024	Actual 2023	Actual 2022	
SM371 PORT WASHINGTON POLICE DISTRICT (cont.)					
400	1950 - Taxes & Assessments	205,211	219,640	1,230	22,772
800	9015 - Police & Civilian Retirement	3,997,809	3,377,544	3,300,797	3,084,028
800	9030 - Social Security	850,000	774,634	802,085	768,645
	9035 - MTA Tax	45,000	44,000	43,284	44,522
800	9040- Workers' Compensation	510,000	510,000	471,190	458,122
800	9050 - Unemployment Insurance	25,000	25,000	12,419	-
800	9055 - Disability Insurance (Civilians)	1,200	1,200	825	604
	90898 - Dental/Vision (Civilians)	42,000	42,000	23,332	39,725
800	9060 - Hospital & Medical Insurance	4,300,000	4,140,000	4,243,653	3,658,316
	Subtotal	<u>9,976,220</u>	<u>9,134,018</u>	<u>8,898,814</u>	<u>8,076,734</u>
SPECIAL ITEMS					
1992	Provisions for Future Retirements	750,000	760,000	660,000	630,742
	Subtotal	<u>750,000</u>	<u>760,000</u>	<u>660,000</u>	<u>630,742</u>
9501 - INTERFUND TRANSFER					
902	Serial Bonds - Principal	-	-	-	-
	Serial Bonds - Interest	-	-	-	-
	Installment Purchase Debt - Principal	15,000	15,000	6,799	19,459
	Installment Purchase Debt - Interest	1,500	1,500	17	784
	Subtotal	<u>16,500</u>	<u>16,500</u>	<u>6,816</u>	<u>20,243</u>
TOTAL BUDGETED/ACTUAL EXPENSES		<u>27,789,110</u>	<u>25,988,053</u>	<u>33,490,578</u>	<u>23,174,247</u>
REVENUE					
1520	Police Fees (accident reports)	7,500	6,000	7,208	5,729
	Federal Grant	-	-	71,452	15,187
	NYS GRANT	-	-	11,498	18,173
	Rental Income	92,000	89,700	88,610	86,029
	Sale of operating equipment	8,000	500	87,498	-
2401	Interest Earnings on General Fund	800,000	70,000	712,215	123,212
2770	Other Unclassified	2,026	100,000	5,919	209,241
TOTAL ESTIMATED/ACTUAL REVENUE		<u>909,526</u>	<u>266,200</u>	<u>984,400</u>	<u>457,571</u>

Town of North Hempstead				
Commissioner Operated Special Districts	Preliminary Budget 2025	Adopted Budget 2024	Actual 2023	Actual 2022

SM371 PORT WASHINGTON POLICE DISTRICT (cont.)

SUMMARY

TOTAL BUDGETED/ACTUAL EXPENSES	27,789,110	25,988,053	33,490,578	23,174,247
ACTUAL FUND BALANCES AT END OF PERIOD *			11,531,564	18,395,249
	<u>27,789,110</u>	<u>25,988,053</u>	<u>45,022,142</u>	<u>41,569,496</u>
TOTAL ESTIMATED/ACTUAL REVENUE	909,526	266,200	984,400	457,571
PRIOR YEAR EXCESS TAX LEVY (LIPA PILOT W/INTEREST)	-	-		
FUND BALANCE USED TO REDUCE TAX LEVY				
TRANSFER FUTURE RTMT FUND TO GENERAL FUND				
TRANSFER FUND BALANCE TO CAPITAL PROJECT				
ACTUAL FUND BALANCES AT BEGINNING OF PERIOD *			18,395,249	16,196,273
TRANSFER CAPITAL PROJECT TO OFFSET BUDGET				
PAYMENT IN LIEU OF TAXES	2,305,844	1,775,712	2,328,842	2,243,507
RAISED BY TAXATION RESTORED TAX			23,310,246 3,405	22,672,145
AMOUNT TO BE RAISED BY TAXATION	<u>24,573,740</u>	<u>23,946,141</u>	<u>45,022,142</u>	<u>41,569,496</u>
	<u>27,789,110</u>	<u>25,988,053</u>	<u>45,022,142</u>	<u>41,569,496</u>

* Excludes Asset Forfeiture Fund

TAX LEVY

TAXABLE VALUATION

CLASS I - RESIDENTIAL PROPERTIES	4,982,994	4,563,676	4,228,586	3,789,574
Tax rate Per 100	281.785	305.557	305.865	368.534
Tax Levy	<u>14,041,330</u>	<u>13,944,621</u>	<u>12,933,765</u>	<u>13,965,869</u>
CLASS II - RESIDENTIAL PROPERTIES	1,345,986	1,434,632	1,426,300	1,354,196
Tax rate Per 100	82.066	74.964	79.038	70.616
Tax Levy	<u>1,104,597</u>	<u>1,075,455</u>	<u>1,127,319</u>	<u>956,279</u>
CLASS III - UTILITY PROPERTIES	617,181	518,686	441,538	364,940
Tax rate Per 100	137.829	142.643	149.749	128.470
Tax Levy	<u>850,654</u>	<u>739,869</u>	<u>661,199</u>	<u>468,838</u>
CLASS IV - ALL OTHER PROPERTIES	3,550,134	3,559,269	3,584,247	3,377,584
Tax rate Per 100	241.601	229.997	239.603	215.573
Tax Levy	<u>8,577,159</u>	<u>8,186,197</u>	<u>8,587,963</u>	<u>7,281,159</u>
TOTAL TAXABLE VALUATION	<u>10,496,295</u>	<u>10,076,263</u>	<u>9,680,671</u>	<u>8,886,294</u>
TAX LEVY	<u>24,573,740</u>	<u>23,946,141</u>	<u>23,310,246</u>	<u>22,672,145</u>

Town of North Hempstead				
Commissioner Operated Special Districts	Preliminary Budget 2025	Adopted Budget 2024	Actual 2023	Actual 2022

SM371 PORT WASHINGTON POLICE DISTRICT (cont.)

SUMMARY OF SALARIES- BUDGET

Chief of Police (1)	287,968	278,652	272,159	264,288
Asst & Deputy Chiefs (2)	540,627	521,418	508,843	493,151
Lieutenants (5)	1,181,095	1,145,545	1,136,604	1,084,355
Detective Sergeant (0)	-	214,590	200,671	192,330
Sergeants (9)	1,877,169	1,809,138	1,765,224	1,692,021
Detective - 1st Year (0)	-	-	-	60,091
Detective - 2nd Year (1)	181,878	-	64,300	147,817
Detective - 3rd Year (4)	763,864	862,018	1,188,558	1,024,511
Police Officers-1st grade,(Longevity) (18)	2,967,607	2,531,025	2,468,824	2,236,139
Police Officers-2nd grade (0)	-	378,042	352,617	180,007
Police Officers 3rd grade (4)	460,808	227,292	189,215	302,788
Police Officers - 4th grade (2)	204,804	395,756	261,425	160,053
Police Officers - 5th grade (5)	512,010	432,860	313,206	191,250
Police Officers - 6th grade (3)	249,903	321,548	248,890	316,453
Police Officers - 7th grade (2)	153,602	74,204	334,821	221,694
Police Officers - 8th grade (0)	-	204,060	130,208	301,750
Police Officers - New hire (3)	186,681	180,369	145,933	114,964
Night Differential	370,000	420,348	408,680	397,362
Treasurer (1)	132,609	128,125	117,966	102,896
Information Technology Specialist 1 (1)	95,000	119,720	120,591	119,490
Secretary to Commissioners (1)	123,920	122,040	119,436	116,430
School Crossing Guards (12)	350,000	394,574	344,209	375,580
Parking Meter Attendant (1)	53,000	49,382	48,305	49,033
Police Dispatchers (3)	222,376	277,684	278,522	277,755
Maintenance (1)	68,957	66,625	69,352	66,230
Overtime	850,000	1,100,000	1,029,949	1,297,222
Vacation Pay	175,000	150,000	114,600	180,567
Accumulated	55,000	50,000	53,991	-
Holiday Pay	650,000	600,000	630,445	574,316
TOTAL SALARIES	12,713,878	13,055,015	12,917,544	12,540,543

Town of North Hempstead					
Commissioner Operated Special Districts	Preliminary Budget 2025	Adopted Budget 2024	Actual 2023	Actual 2022	
SS381 BELGRAVE WATER POLLUTION CONTROL DISTRICT					
8110-00 - SEWER ADMINISTRATION					
100	PERSONAL SERVICES-See Details	262,027	250,775	267,806	266,147
	Commissioners Fees	60,000	60,000	30,746	32,700
	Subtotal	322,027	310,775	298,552	298,847
210	Office Equipment	5,000	5,000	614	605
EXPENSES					
404	Office Supplies & Expenses	20,000	8,000	4,887	3,652
419	Telephone	6,000	6,000	5,128	5,131
425	Bonds, Commissioners, Treasurers	1,000	1,000	-	-
440	Assessment Rolls	1,000	1,000	-	-
441	Legal Notices	1,000	1,000	360	762
445	Conferences, Meetings, etc.	12,000	12,000	7,438	3,261
447	Election Expenses	1,000	1,000	200	227
451	Engineering	75,000	75,000	31,913	15,790
452	Auditing	26,000	26,000	25,800	24,670
454	Legal	50,000	50,000	787	6,077
458	Other Professional Services	20,000	20,000	3,650	14,755
497	Other Operating Expenses	3,000	3,000	1,118	1,138
1950	Administrative Charge	12,016	14,178	15,707	18,147
	Subtotal	228,016	218,178	96,988	93,610
	TOTAL SEWER ADMINISTRATION	555,043	533,953	396,154	393,062
8120-00 - SANITARY SEWERS					
100	PERSONAL SERVICES-See Details	-	-	14,552	17,068
	Gas, Oil, etc.				
EXPENSES					
467	Gas, Oil, etc.	1,000	1,000	-	-
475	REPAIRS & MAINTENANCE	-	-	-	-
	Truck Lines & Laterals	50,000	50,000	6,096	4,887
	Subtotal	51,000	51,000	6,096	4,887
	TOTAL SANITARY SEWERS	51,000	51,000	20,648	21,955
8130-SEWAGE TREATMENT & DISPOSAL					
100	PERSONAL SERVICES-See Details	682,151	671,950	597,986	640,286
225	Operating Equipment	225,000	50,000	-	-
EXPENSES					
420	Electricity	190,000	190,000	170,972	192,424
421	Water	14,000	14,000	4,244	2,115
422	Heating	100,000	100,000	69,344	72,731
466	Uniforms	15,000	15,000	7,920	10,360
467	Gas, Oil, etc.	30,000	30,000	16,328	26,457
468	Chemicals & Testing	150,000	150,000	136,669	124,299
474	TOOLS, PARTS & SUPPLIES	-	-	-	-
	Plant & Grounds	25,000	25,000	17,103	12,896
475	REPAIRS & MAINTENANCE	-	-	-	-
	Operating Equipment	275,000	200,000	135,859	94,661
483	Sludge Disposal	100,000	100,000	96,044	65,961
492	Improvements	10,000	10,000	-	9,400
493	Permit Fees	11,000	11,000	9,240	9,194
	Subtotal	920,000	845,000	663,723	620,498
	TOTAL SEWAGE TREATMENT & DISPOSAL	1,827,151	1,566,950	1,261,709	1,260,784

Town of North Hempstead					
Commissioner Operated Special Districts	Preliminary Budget 2025	Adopted Budget 2024	Actual 2023	Actual 2022	
SS381 BELGRAVE WATER POLLUTION CONTROL DISTRICT (cont.)					
400	9910-00 Unallocated Insurance	125,000	120,000	89,974	83,278
400	9950-00 Taxes & Assessments	200,000	200,000	177,555	164,517
800	9010-00 State Retirement	130,000	130,000	123,278	104,536
800	9030-00 - Social Security	76,820	75,178	68,944	72,608
800	9040-00 - Workers' Compensation	36,000	36,000	27,512	27,414
800	9055-00 - Disability Insurance	5,000	5,000	4,087	4,273
800	9060-00 - Hospital & Medical Insurance	596,000	585,000	460,280	399,325
	Subtotal	1,168,820	1,151,178	951,630	855,950
900	9562-00 - INTERFUND TRANSFER Capital Reserve Fund	1,000	1,000	-	
	9710 - SERIAL BONDS				
600	Principal	893,301	569,373	933,591	1,150,622
	Principal (neg)	-	-	-	-
700	Interest	272,757	308,197	252,059	142,523
	Interest (neg)	-	-	-	-
800	EFC Administrative Charge	29,099	29,892	12,644	6,189
	EFC Principal	-	244,897	-	217,837
	EFC Interest	-	41,876	-	-
	Offset to Debt	(158,745)	(158,745)	-	-
	Subtotal	1,036,412	1,035,490	1,198,294	1,517,171
	Subtotal Other Expenses	2,206,232	2,187,668	2,149,924	2,373,121
	TOTAL BUDGETED/ACTUAL EXPENSES	4,639,426	4,339,571	3,828,435	4,048,922
REVENUE					
2122	Sewer Charges	17,750	17,526	18,781	19,060
2374	Sewer Services for Other Gov'ts	1,036,545	939,478	967,433	929,757
2401	Interest	15,000	15,000	67,447	7,462
2770	Other Unclassified Revenue	4,000	4,000	-	200
	TOTAL ESTIMATED/ACTUAL REVENUE	1,073,295	976,004	1,053,661	956,479

Town of North Hempstead				
Commissioner Operated Special Districts	Preliminary Budget 2025	Adopted Budget 2024	Actual 2023	Actual 2022

SS381 BELGRAVE WATER POLLUTION CONTROL DISTRICT (cont.)

SUMMARY

TOTAL BUDGETED/ACTUAL EXPENDITURE	4,639,426	4,339,571	3,828,435	4,048,922
ACTUAL FUND BALANCES AT END OF PERIOD			2,515,106	2,365,096
	<u>4,639,426</u>	<u>4,339,571</u>	<u>6,343,541</u>	<u>6,414,018</u>
TOTAL ESTIMATED/ACTUAL REVENUE	1,073,295	976,004	1,053,661	956,479
APPROPRIATED FUND BALANCES	421,886	393,517		
ACTUAL FUND BALANCES AT BEGINNING OF PERIOD			2,365,096	2,746,069
RAISED BY TAXATION			2,924,784	2,711,470
AMOUNT TO BE RAISED BY TAXATION	3,144,245	2,970,050		
	<u>4,639,426</u>	<u>4,339,571</u>	<u>6,343,541</u>	<u>6,414,018</u>

TAX LEVY

TOTAL TAXABLE VALUATION				
TAX LEVY	3,144,245	2,970,050	2,924,784	2,711,470

SALARY SCHEDULE

Commissioners Fees (3)	60,000	60,000	30,746	32,700
Administrative	-	-	-	-
Superintendent (1)	128,649	121,329	141,802	145,359
Business Mgr (1)	133,378	129,446	125,653	120,788
Laborers	-	-	-	-
Sewage Plant Operators (3)	300,117	285,194	377,071	395,240
Sewage Plant Attendants (3)	222,034	226,756	148,956	173,759
Overtime/Seasonal	100,000	100,000	86,862	88,356
Sick & Vacation Time Payout	40,000	30,000	-	-
Grade Raises	20,000	30,000	-	-
TOTAL SALARIES	<u>1,004,178</u>	<u>982,725</u>	<u>911,090</u>	<u>956,202</u>

SUMMARY

Commissioners Fees	60,000	60,000	30,746	32,700
Sewer Administration	262,027	250,775	267,806	266,147
Sanitary Sewers	-	-	14,522	17,068
Sewage Treatment & Disposal	682,151	671,950	597,986	640,287
TOTAL SALARIES	<u>1,004,178</u>	<u>982,725</u>	<u>911,060</u>	<u>956,202</u>

Town of North Hempstead					
Commissioner Operated Special Districts	Preliminary Budget 2025	Adopted Budget 2024	Actual 2023	Actual 2022	
SS382 GREAT NECK WATER POLLUTION CONTROL DISTRICT					
8110-00 - SEWER ADMINISTRATION					
100	Commissioners Fees	50,000	50,000	46,800	44,000
100	Personal Services	630,000	525,000	532,763	437,153
	Subtotal	680,000	575,000	579,563	481,153
210	Office Equipment	40,000	40,000	5,989	39,360
EXPENSES					
402	Postage	9,000	9,000	8,301	5,428
404	Office Supplies & Expenses	40,000	40,000	33,949	37,655
419	Telephone	11,000	10,000	9,227	8,551
422	Heating	7,000	8,000	3,602	4,492
430	SPDES	8,000	8,000	8,000	8,000
440	Assessment Rolls	4,500	4,500	4,000	4,000
447	Election Expense	8,000	6,000	6,130	5,304
452	Auditing	35,000	30,000	26,200	24,950
454	Legal	150,000	100,000	62,399	68,455
458	Other Professional Services	175,000	175,000	162,331	150,556
493	Contractual Services	125,000	125,000	107,313	92,101
498	Training	10,000	10,000	2,053	-
	Subtotal	582,500	525,500	433,505	409,492
	TOTAL SEWER ADMINISTRATION	1,302,500	1,140,500	1,019,057	930,005
8120-00 - SANITARY SEWERS					
100	PERSONAL SERVICES	945,000	810,000	718,317	645,402
225	Operating Equipment	200,000	400,000	25,580	341,136
EXPENSES					
419	Telephone	7,500	7,500	6,850	6,629
420	Electricity	250,000	300,000	160,561	214,751
421	Water	6,000	6,000	4,382	4,501
451	Engineering	200,000	200,000	149,051	139,766
466	Uniforms & Laundry	15,000	15,000	7,713	8,776
467	Gas, Oil, etc.	40,000	45,000	15,400	27,046
473	Installation, Reconstruction & Replacement				
	Trunk Lines & Laterals	675,000	675,000	416,886	12,500
	Plant and Grounds	200,000	200,000	394,942	331,021
475	REPAIRS & MAINTENANCE				
	Operating Equipment	350,000	325,000	262,771	448,182
	Plant & Grounds	250,000	50,000	37,060	43,298
	Trunk Lines & Laterals	250,000	250,000	230,447	91,238
	Alarm System	-	-	20,189	18,819
498	Training	40,000	40,000	27,842	32,539
	Subtotal	2,283,500	2,113,500	1,734,094	1,379,066
	TOTAL SANITARY SEWERS	3,428,500	3,323,500	2,477,991	2,365,604

Town of North Hempstead					
Commissioner Operated Special Districts	Preliminary Budget 2025	Adopted Budget 2024	Actual 2023	Actual 2022	
SS382 GREAT NECK WATER POLLUTION CONTROL DISTRICT (cont.)					
8130-00 -SEWAGE TREATMENT & DISPOSAL					
100	PERSONAL SERVICES	955,000	915,000	690,559	753,533
225	Operating Equipment	150,000	100,000	-	22,990
EXPENSES					
419	Telephone	5,000	5,000	3,616	3,437
420	Electricity	550,000	600,000	330,557	452,483
421	Water	3,000	4,000	1,832	2,288
422	Heating	25,000	30,000	10,376	13,892
451	Engineering	200,000	200,000	219,381	216,013
466	Uniforms & Laundry	15,000	10,000	5,842	6,915
467	Gas, Oil, etc.	150,000	250,000	92,957	146,596
468	Chemicals & Testing	175,000	150,000	111,033	113,088
469	Lab Testing & Supplies	85,000	100,000	62,120	98,533
473	Installation, Reconst. Replacement-Plant & Gro	425,000	350,000	449,132	1,496,795
475	REPAIRS & MAINTENANCE				
	Operating Equipment	400,000	350,000	409,715	470,015
	Plant & Grounds	100,000	100,000	75,270	147,534
483	Treatment & Disposal of Sewage & Sludge	500,000	450,000	368,134	325,834
498	Training	40,000	40,000	26,969	14,919
	Subtotal	2,673,000	2,639,000	2,166,934	3,508,342
	TOTAL SEWAGE TREATMENT & DISPOSAL	3,778,000	3,654,000	2,857,493	4,284,865
SPECIAL ITEMS					
400	1910-Unallocated Insurance	430,000	390,000	335,487	293,443
460	1910-Judgments & Claims	-	-	-	-
	Subtotal	430,000	390,000	335,487	293,443
BENEFITS & DEBT SERVICE					
800	9010 - State Retirement	320,000	240,000	207,242	197,621
800	9030 - Social Security	186,000	164,000	141,485	132,579
800	9040 - Workers' Compensation	60,000	55,000	50,388	50,361
800	9050 - NYS Unemployment Insurance	-	-	-	-
800	9055 - Disability	7,000	7,000	5,797	5,753
800	9060 - Hospital & Medical Insurance	810,000	805,000	564,595	500,503
	Subtotal	1,383,000	1,271,000	969,507	886,817
900	9550 Transfer, Capital Projects Fund (a)	1,500,000	2,178,414	-	-
DEBT SERVICE					
	9710 - Serial Bonds				
600	Principal	2,723,606	2,588,438	2,543,941	2,502,704
700	Interest (a)	1,618,690	1,533,294	1,629,636	1,715,784
	Capital Interest Applied from Debt Service Fund	(500,000)	(500,000)	-	-
	9730 - Bond Anticipation Notes	-	-	-	-
700	Interest	400,000	-	-	-
	9901 - Fiscal Agent Fees	1,000	1,000	-	-
	Administration Charges (NYSEFC)	88,262	92,336	96,374	100,374
	Administration Charges (TNH)	55,000	53,885	48,762	44,167
	Subtotal	4,386,558	3,768,953	4,318,713	4,363,029
	TOTAL BUDGETED/ACTUAL EXPENSES	16,208,558	15,726,367	11,978,248	13,123,763

(a) 10/31/23: transfer of \$53,414 from "Debt Service Bond Interest" to "Transfer to Capital Projects Fund" due to miscalculation of debt service by Town.

Town of North Hempstead				
Commissioner Operated Special Districts	Preliminary Budget 2025	Adopted Budget 2024	Actual 2023	Actual 2022

SS382 GREAT NECK WATER POLLUTION CONTROL DISTRICT (cont.)

REVENUE

1081	Payment in Lieu of Taxes - LIPA	523,742	511,467	399,528	288,099
2120	Sewer Rents	4,888,020	4,674,912	4,134,621	3,966,911
2401	Interest Earnings	150,000	125,000	305,825	35,423
2665	Sale of Equipment	-	-	70,000	-
2770	Other Unclassified Revenue	415,000	423,000	605,671	433,245
2680	Insurance Recoveries	-	-	5,285	87,424
3089	Grants	-	-	166,371	337,559
5031	Interfund Transfer	-	-	-	-
	TOTAL ESTIMATED/ACTUAL REVENUE	5,976,762	5,734,379	5,687,301	5,148,661

SUMMARY

TOTAL BUDGETED/ACTUAL EXPENSES	16,208,558	15,726,367	11,978,248	13,123,763
ACTUAL FUND BALANCES AT END OF PERIOD			5,812,492	3,568,080
	16,208,558	15,726,367	17,790,740	16,691,843
TOTAL ESTIMATED/ACTUAL REVENUE	5,976,762	5,734,379	5,687,301	5,148,661
APPROPRIATED FUND BALANCES	-	-	-	-
ACTUAL FUND BALANCES AT BEGINNING OF PERIOD			3,568,080	3,540,732
RAISED BY TAXATION			8,535,359	8,002,450
AMOUNT TO BE RAISED BY TAXATION	10,231,796	9,991,988		
	16,208,558	15,726,367	17,790,740	16,691,843

(1) Village of Great Neck to pay a proportionate share of debt for the current upgrade of the District's treatment plant

TAX LEVY

TAXABLE VALUATION

CLASS I - RESIDENTIAL PROPERTIES	-	5,208,254	5,391,896	5,442,157
Tax Levy	-	4,319,725	3,633,935	3,876,994
CLASS II - RESIDENTIAL PROPERTIES	-	4,695,017	4,902,016	5,148,044
Tax Levy	-	1,530,536	1,390,218	1,188,258
CLASS III - UTILITY PROPERTIES	-	769,839	1,417,801	1,317,551
Tax Levy	-	452,773	342,184	222,771
CLASS IV - ALL OTHER PROPERTIES	-	12,251,658	10,437,855	11,766,543
Tax Levy	-	3,688,954	3,169,022	2,714,427
TOTAL TAXABLE VALUATION	-	22,924,768	22,149,568	23,674,295
TOTAL TAX LEVY (a)	10,231,796	9,991,988	8,535,359	8,002,450

Tax Levy breakdown to be provided in next version of budget

Town of North Hempstead				
Commissioner Operated Special Districts	Preliminary Budget 2025	Adopted Budget 2024	Actual 2023	Actual 2022

SS382 GREAT NECK WATER POLLUTION CONTROL DISTRICT (cont.)

SALARY SCHEDULE

Superintendent	258,634	238,342	224,518	215,960
Business Manager	219,497	202,275	190,543	183,281
Administration Staff	279,842	208,110	220,479	151,639
Sewage Plant Supervisor	172,000	133,560	124,800	95,505
Sewage Plant Operators	356,766	397,828	354,461	274,852
Sewage Plant Attendants	302,432	235,874	99,572	169,376
Sewer Service Supervisor	190,500	175,553	164,734	159,067
Sewer Servicer	254,520	238,898	220,983	181,977
GIS Specialist	-	-	-	37,081
IT Manager	123,191	95,665	84,048	23,077
Seasonal	33,600	33,600	-	-
Laborers	-	-	-	57,960
Overtime / Accrued Time Payout/	-	-	-	-
Med. Insur. Benefit Pay	339,018	290,295	257,501	286,312
TOTAL SALARIES	2,530,000	2,250,000	1,941,639	1,836,088

SUMMARY

Administration	630,000	525,000	532,763	437,153
Sanitary Sewers	945,000	810,000	718,317	645,402
Sewage Treatment & Disposal	955,000	915,000	690,559	753,533
TOTAL SALARIES	2,530,000	2,250,000	1,941,639	1,836,088

Town of North Hempstead					
Commissioner Operated Special Districts	Preliminary Budget 2025	Adopted Budget 2024	Actual 2023	Actual 2022	
SS383 PORT WASHINGTON WATER POLLUTION CONTROL DISTRICT					
8110- SEWER ADMINISTRATION					
100	Personal Services	327,100	303,310	246,229	227,902
	Commissioners Fees	31,200	31,200	28,000	28,900
	Subtotal	358,300	334,510	274,229	256,802
200	Equipment & Capital Outlay	5,000	5,000	23,450	-
400	EXPENSES				
402	Postage	1,000	1,000	5,546	835
403	Books, Publications, etc.	-	-	-	-
404	Office Supplies & Expenses	6,400	6,300	5,420	6,442
419	Telephone & Communications	7,090	6,825	6,277	6,159
420	Light & Power	1,800	1,800	1,610	2,070
421	Water	-	-	-	-
426	Insurance, Fire & Liability (see Unallocated Insu	-	-	-	-
429	Equipment Rental	-	-	-	-
440	Assessment Roll	4,650	4,650	4,500	4,500
441	Legal Notices	1,000	1,000	2,563	46
445	Conferences, Meetings, Schools, Etc.	2,600	2,600	1,951	2,689
447	Election Expenses	3,500	3,000	4,182	2,445
451	Engineering	30,000	9,000	31,704	34,866
452	Auditing	29,300	28,500	28,576	35,700
453	Custodial	3,840	6,720	3,661	3,348
454	Legal	59,700	58,600	67,789	45,124
458	Other Professional Services	120,000	111,000	120,237	34,281
467	Gas, Oil, etc.	1,000	1,000	671	1,110
474	Tools, Parts & Supplies	-	-	-	-
	Other	-	-	-	-
475	Repairs & Maintenance	-	-	-	-
	Alarm System	4,000	4,285	2,155	1,877
	Operating Equipment	-	500	-	-
	Other	10,000	10,000	9,397	12,588
	Subtotal	285,880	256,780	296,239	194,080
	Total Sewer Administration	649,180	596,290	593,918	450,882
8120 - SANITARY SEWERS					
100	Personal Services	844,736	737,390	743,151	749,706
225	Operating Equipment	775,000	311,800	360,342	296,279
400	EXPENSES				
419	Telephone & Communications	20,010	19,465	13,564	10,822
420	Light & Power	177,000	175,000	159,152	200,395
421	Water	21,000	20,000	18,035	8,521
422	Heating	21,000	20,000	15,995	16,564
429	Equipment Rental	70,000	-	27,000	-
445	Conferences, Meetings, Schools, Etc.	17,000	23,000	10,235	14,969
451	Engineering	45,000	77,000	42,913	23,022
453	Custodial	1,920	1,440	1,830	1,674
455	Medical	2,500	3,500	2,869	2,648
466	Uniforms & Laundry	6,000	5,680	6,415	3,337
467	Gas, Oil, etc.	20,000	20,000	16,271	15,887
468	Chemicals & Testing	-	-	-	-
	Chemicals & Chlorine	15,000	15,000	11,608	5,745
472	Service and grease traps	50,000	-	45,259	-
475	Repairs & Maintenance	-	-	-	-
	Alarm System	21,895	23,070	26,491	31,791
	Operating Equipment	45,000	40,000	16,062	55,270
	Plant & Grounds	265,000	210,000	349,764	214,439
	Wet Well Cleaning	203,000	190,000	-	-
	Trunk Lines & Laterals	25,000	25,000	17,809	17,762
	Contingency	50,000	-	-	-
	Subtotal	1,076,325	868,155	781,272	622,846
	Total Sanitary Sewers	2,696,061	1,917,345	1,884,765	1,668,831

Town of North Hempstead					
Commissioner Operated Special Districts	Preliminary Budget 2025	Adopted Budget 2024	Actual 2023	Actual 2022	
SS383 PORT WASHINGTON WATER POLLUTION CONTROL DISTRICT (cont.)					
<u>8130 - SEWAGE TREATMENT & DISPOSAL</u>					
100	Personal Services	592,835	554,030	556,698	768,277
225	Operating Equipment	319,200	376,000	85,580	168,202
400	EXPENSES				
419	Telephone & Communications	2,292	2,240	2,185	1,573
420	Light & Power	350,000	370,000	347,605	416,133
421	Water	35,000	35,000	31,996	50,258
422	Heating	19,000	28,000	18,944	24,298
429	Equipment Rental			1,371	
445	Conferences, Meetings, Schools, Etc.	10,000	11,000	14,356	7,202
451	Engineering	180,000	144,000	191,492	158,006
453	Custodial	3,840	1,440	3,661	3,348
455	Medical	1,000	2,000	586	1,638
466	Uniforms & Laundry	2,800	2,800	2,125	3,935
467	Gas, Oil, etc.	2,000	2,000	1,830	2,893
468	Chemicals & Testing				
	Analysis	75,600	97,100	56,609	68,268
	Chemicals & Chlorine	140,000	120,000	38,076	114,763
475	Repairs & Maintenance				
	Alarm System	2,500	2,720	729	918
	Operating Equipment	500	1,000	-	1,531
	Plant & Grounds	96,000	60,000	79,934	170,154
483	Treatment & Disposal of Sewage & Sludge	930,000	930,000	656,862	753,911
493	Permit Fees	10,000	10,000	10,530	4,439
	Subtotal	1,860,532	1,819,300	1,458,891	1,783,268
	Total Sewage Treatment & Disposal	2,772,567	2,749,330	2,101,169	2,719,747
	<u>SPECIAL ITEMS</u>				
	400 1910 Unallocated Insurance	330,000	363,000	307,746	260,475
	400 1980 Payment of MTA Payroll Tax	4,040	5,000	3,586	5,055
	Subtotal	334,040	368,000	311,332	265,530

Town of North Hempstead				
Commissioner Operated Special Districts	Preliminary Budget 2025	Adopted Budget 2024	Actual 2023	Actual 2022

SS383 PORT WASHINGTON WATER POLLUTION CONTROL DISTRICT (cont.)

BENEFITS & DEBT SERVICE

800 9010	State Retirement	226,100	235,000	187,803	193,550
800 9030	Social Security	125,000	121,000	115,046	125,176
800 9040	Worker's Compensation	43,885	45,229	44,277	49,294
800 9050	Unemployment Insurance	-	-	4,613	-
800 9060	Hospital & Medical Insurance	1,100,000	940,000	850,804	788,765
	Subtotal	1,494,985	1,341,229	1,202,543	1,156,785
9710	Serial Bonds				
	Principal	990,335	978,131	686,294	684,080
	Interest	706,644	719,419	119,527	136,069
	Subtotal	1,696,979	1,697,550	805,821	820,149
9730	Bond Anticipation Notes				
	600 Principal	75,000	34,000	163,000	79,000
	700 Interest	407,120	231,834	816,300	261,480
	Subtotal	482,120	265,834	979,300	340,480
9901	Administrative Charge (TNH)	35,842	32,491	36,337	31,025
	Administrative Charge (NYSEFC)	21,800	23,050	24,286	25,500
	Subtotal	57,642	55,541	60,623	56,525
	TOTAL BUDGETED/ACTUAL EXPENSES	10,183,574	8,991,119	7,939,471	7,478,929
	Total O & M budget (excluding debt service & interfund transfers)	7,946,833	6,972,194	6,093,727	6,261,775

(1) Debt Service reduction is funded by debt service reserve and general fund reserve.

REVENUE

1081	Payment in Lieu of Taxes-LIPA	56,316	55,212	54,129	53,059
2120	Sewer Rent	225,000	200,000	176,990	272,794
2122	Sewer Charges	-	1,050,000	15,275	37,500
2374	Sewer Charges for Other Gov'ts	1,150,000	-	1,057,988	930,905
2401	Interest Earnings	125,000	150,000	158,342	28,864
2710	Premium on Obligations	82,557	59,225	60,775	286,342
2770	Other Unclassified Income	-	-	4,112	35,094
4960	Federal Aid-Emergency Disaster	-	-	-	25,000
	TOTAL ESTIMATED/ACTUAL REVENUE	1,638,873	1,514,437	1,527,611	1,669,558

Town of North Hempstead				
Commissioner Operated Special Districts	Preliminary Budget 2025	Adopted Budget 2024	Actual 2023	Actual 2022

SS383 PORT WASHINGTON WATER POLLUTION CONTROL DISTRICT (cont.)

SUMMARY

TOTAL BUDGETED/ACTUAL EXPENDITURES	10,183,574	8,991,119	7,939,471	7,478,929
ACTUAL FUND BALANCES AT END OF PERIOD			4,250,304	3,933,714
	<u>10,183,574</u>	<u>8,991,119</u>	<u>12,189,775</u>	<u>11,412,643</u>
TOTAL ESTIMATED/ACTUAL REVENUE	1,638,873	1,514,437	1,527,611	1,669,558
APPROPRIATED FUND BALANCES	225,000	225,000		
ACTUAL FUND BALANCES AT BEGINNING OF PERIOD			3,933,714	3,900,547
RAISED BY TAXATION			6,728,450	5,842,538
AMOUNT TO BE RAISED BY TAXATION	8,319,701	7,251,682		
	<u>10,183,574</u>	<u>8,991,119</u>	<u>12,189,775</u>	<u>11,412,643</u>

TAX LEVY

TAXABLE VALUATION

Class I - Residential Properties	-	4,891,167	5,067,581	5,122,844
Tax Levy	-	4,057,464	3,655,725	3,415,360
	-	-	-	-
Class II - Residential Properties	-	1,623,701	1,600,093	1,515,604
Tax Levy	-	333,361	330,840	263,152
	-	-	-	-
Class III - Utility Properties	-	502,382	425,358	353,104
Tax Levy	-	176,718	151,449	95,695
	-	-	-	-
Class IV - All Other Properties	-	10,281,054	10,162,091	9,716,763
Tax Levy	-	2,684,139	2,590,436	2,068,331
	-	-	-	-
TOTAL TAXABLE VALUATION	-	<u>17,298,304</u>	<u>17,255,123</u>	<u>16,708,315</u>
TOTAL TAX LEVY (a)	<u>8,319,701</u>	<u>7,251,682</u>	<u>6,728,450</u>	<u>5,842,538</u>

Tax Levy breakdown to be provided in next version of budget

Town of North Hempstead				
Commissioner Operated Special Districts	Preliminary Budget 2025	Adopted Budget 2024	Actual 2023	Actual 2022

SS383 PORT WASHINGTON WATER POLLUTION CONTROL DISTRICT (cont.)

SALARY SCHEDULE (b)

Sewage Plant Operators	287,584	191,790	180,415	179,553
Sewer Servicers	87,456	81,254	141,828	150,088
Sewer Service Supervisor	126,599	120,128	116,150	27,289
Clerk Typist	25,000	20,800	9,035	-
Anticipated Overtime, Sick & Termination Pay	277,896	299,901	264,905	448,128
Business Manager	131,362	121,839	117,621	110,036
Accounting Systems Specialist	75,994	70,895	65,847	59,053
Sewage Plant Attendants	496,787	449,629	404,183	528,232
Superintendent	186,379	174,128	186,610	191,095
Treasurer	69,613	64,366	59,484	52,411
Total Salaries	<u>1,764,671</u>	<u>1,594,730</u>	<u>1,546,078</u>	<u>1,745,885</u>

SUMMARY

Sewer Administration	327,100	303,310	246,229	227,902
Sanitary Sewers	844,736	737,390	743,151	749,706
Sewage Treatment & Disposal	592,835	554,030	556,698	768,277
Total Salaries	<u>1,764,671</u>	<u>1,594,730</u>	<u>1,546,078</u>	<u>1,745,885</u>

Town of North Hempstead					
Commissioner Operated Special Districts	Preliminary Budget 2025	Adopted Budget 2024	Actual 2023	Actual 2022	
SW391 ALBERTSON WATER DISTRICT					
8120 - WATER ADMINISTRATION					
100	PERSONAL SERVICES	356,560	343,304	346,855	319,859
	Commissioners Fees	25,000	25,000	12,000	13,000
	Subtotal	381,560	368,304	358,855	332,859
EQUIPMENT					
210	Office Equipment	5,000	5,000	-	-
225	Operating Equipment	40,000	40,000	-	-
	Subtotal	45,000	45,000	-	-
EXPENSES					
404	Office Supplies & Expenses	95,000	75,000	94,095	65,547
419	Telephone & Communications	20,000	20,000	10,991	14,531
425	Bonds, Commissioners, Treasurers	1,000	1,000	2,503	-
441	Legal Notices	25,000	25,000	16,155	23,980
445	Conferences, Meetings, etc.	8,000	8,000	4,363	2,950
446	Education/Training	5,000	5,000	615	6,355
447	Election Expenses	2,500	2,500	962	565
451	Engineering	100,000	75,000	96,889	68,056
452	Auditing and accounting	85,000	75,000	76,661	67,317
454	Legal	100,000	70,000	85,150	68,742
	Consultants	10,000	5,000	1,800	1,700
466	Uniforms & Laundry	5,000	5,000	1,954	2,781
467	Gas, Oil, etc.	20,000	20,000	13,427	16,043
474	Tools, parts and supplies	10,000	10,000	10,848	7,493
	Vehicle maintenance and supplies	20,000	20,000	8,365	16,484
400	Insurance	110,000	110,000	101,472	95,225
498	Backflow Services	17,000	17,000	-	-
499	Miscellaneous/SWMA	15,000	15,000	7,059	10,520
	Subtotal	648,500	558,500	533,309	468,289
	TOTAL WATER ADMINISTRATION	1,075,060	971,804	892,164	801,148
8320 - SOURCE OF SUPPLY POWER & PUMPING					
100	PERSONAL SERVICES	495,606	473,580	427,618	396,577
EXPENSES					
420	Light & Power	450,000	450,000	343,619	417,376
422	Heating	30,000	30,000	19,320	21,032
475	REPAIRS & MAINTENANCE	-	-	-	-
	Operating Equipment	100,000	100,000	37,229	30,845
	Plant & Grounds	40,000	40,000	19,008	44,572
	Major Repairs	60,000	60,000	25,577	31,838
493	Purchase of Water	50,000	50,000	39,077	33,440
	Subtotal	730,000	730,000	483,830	579,103
	TOTAL SUPPLY, POWER & PUMPING	1,225,606	1,203,580	911,448	975,680
8330 - PURIFICATION					
EXPENSES					
468	Water Treatment, etc.	150,000	150,000	86,797	123,189
	TOTAL PURIFICATION	150,000	150,000	86,797	123,189

Town of North Hempstead				
Commissioner Operated Special Districts	Preliminary Budget 2025	Adopted Budget 2024	Actual 2023	Actual 2022
SW391 ALBERTSON WATER DISTRICT (cont.)				
8340-TRANSMISSION & DISTRIBUTION				
100 PERSONAL SERVICES	185,000	116,300	123,875	109,040
EQUIPMENT				
250 Meters	20,000	20,000	17,996	30,240
EXPENSES				
475 REPAIRS & MAINTENANCE				
Mains, Valves & Hydrants	100,000	100,000	159,161	60,107
Meters - Services	50,000	50,000	102,647	33,311
476 Road Repairs	55,000	55,000	53,620	69,037
Subtotal	205,000	205,000	315,428	162,455
TOTAL TRANSMISSION & DISTRIBUTION	410,000	341,300	457,299	301,735
800 9010 - State Retirement	150,000	150,000	126,772	115,168
800 9030 - Social Security/ MTA Tax	75,000	66,000	64,393	58,962
800 9040 - Worker's Compensation	40,000	40,000	26,930	25,240
800 9060 - Hospital & Medical Insurance	330,000	320,000	304,087	285,661
Subtotal	595,000	576,000	522,182	485,031
SERIAL BONDS				
901 Fiscal Agent Fees	18,937	17,539	14,445	14,589
902 Principal	459,215	457,814	445,473	455,261
Principal (neg)	-	-	-	-
Interest	96,060	108,339	121,387	136,639
Subtotal	574,212	583,692	581,305	606,489
900 9560 - INTERFUND TRANSFER				
Transfer to Capital Reserve	342,891	474,090	-	-
Transfer from Capital Project fund	-	-	1,403,788	67,893
Transfer to Capital Project Fund	-	-	-	-
Subtotal	342,891	474,090	1,403,788	67,893
9730 - BOND ANTICIPATION NOTES				
600 Principal	300,000	102,000	55,000	44,000
700 Interest	450,000	343,296	373,680	135,000
Subtotal	750,000	445,296	428,680	179,000
TOTAL BUDGETED/ACTUAL EXPENDITURES	5,122,769	4,745,762	5,283,663	3,540,165
REVENUE				
2140 Water Sales	2,550,000	2,350,000	2,052,707	1,986,146
2142 Unmetered Water Sales	200,000	200,000	175,100	157,000
2144 Water Services Charges	65,000	65,000	142,053	61,680
2148 Water Rent Penalties	30,000	30,000	33,752	27,515
2401 Interest Earnings	200,000	79,524	356,032	57,354
Federal Aid	-	-	50,000	-
2770 Other Unclassified Revenue	-	-	9,363	4,309
1081 LIPA PILOT	97,766	91,248	95,966	91,248
Premiums on obligations	-	-	106,246	169,724
TOTAL ESTIMATED/ACTUAL REVENUE	3,142,766	2,815,772	3,021,219	2,554,976

Town of North Hempstead				
Commissioner Operated Special Districts	Preliminary Budget 2025	Adopted Budget 2024	Actual 2023	Actual 2022
SW391 ALBERTSON WATER DISTRICT (cont.)				
SUMMARY				
TOTAL BUDGETED/ACTUAL EXPENSES	5,122,769	4,745,762	5,283,663	3,540,165
ACTUAL FUND BALANCES AT END OF PERIOD			2,707,688	3,084,352
	<u>5,122,769</u>	<u>4,745,762</u>	<u>7,991,351</u>	<u>6,624,517</u>
TOTAL ESTIMATED/ACTUAL REVENUE	3,142,766	2,815,772	3,021,219	2,554,976
APPROPRIATED FUND BALANCE				
APPROPRIATED DEBT SERVICE RESERVES	-	-		
ACTUAL FUND BALANCE AT BEGINNING OF PERIOD			3,084,352	2,239,513
RAISED BY TAXATION			1,885,780	1,830,028
AMOUNT TO BE RAISED BY TAXATION	1,980,003	1,929,990		
	<u>5,122,769</u>	<u>4,745,762</u>	<u>7,991,351</u>	<u>6,624,517</u>
TAX LEVY				
TAXABLE VALUATION				
CLASS I - RESIDENTIAL PROPERTIES	3,233,106	2,938,910	2,727,354	2,440,536
Tax rate Per 100	50.263	54.523	56.703	64.248
Tax Levy	<u>1,625,055</u>	<u>1,602,383</u>	<u>1,546,492</u>	<u>1,567,996</u>
CLASS III - UTILITY PROPERTIES	674,582	563,531	474,713	392,393
Tax rate Per 100	20.067	20.427	22.380	18.330
Tax Levy	<u>135,366</u>	<u>115,114</u>	<u>106,241</u>	<u>71,926</u>
CLASS IV - ALL OTHER PROPERTIES	809,031	807,549	796,482	753,109
Tax rate Per 100	27.141	26.313	29.162	25.238
Tax Levy	<u>219,582</u>	<u>212,492</u>	<u>232,270</u>	<u>190,070</u>
TOTAL TAXABLE VALUATION	<u>4,716,719</u>	<u>4,309,990</u>	<u>3,998,549</u>	<u>3,586,038</u>
TAX LEVY	<u>1,980,003</u>	<u>1,929,990</u>	<u>1,885,003</u>	<u>1,829,992</u>
SALARY SCHEDULE				
Superintendent	261,560	253,204	252,234	235,733
Water Plant Operator	385,606	363,580	427,618	396,577
Water Servicer	165,000	96,300	111,072	101,390
Account Clerk/Clerk Typist	95,000	90,100	94,621	84,126
Seasonal	20,000	20,000	12,803	7,650
Overtime & Increments	110,000	110,000	-	-
TOTAL SALARIES	<u>1,037,166</u>	<u>933,184</u>	<u>898,348</u>	<u>825,476</u>
SUMMARY				
Water Administration	356,560	343,304	346,855	319,859
Source of Supply, Power, Pumping	495,606	473,580	427,618	396,577
Transmission & Distribution	185,000	116,300	123,875	109,040
TOTAL SALARIES	<u>1,037,166</u>	<u>933,184</u>	<u>898,348</u>	<u>825,476</u>

Town of North Hempstead					
Commissioner Operated Special Districts	Preliminary Budget 2025	Adopted Budget 2024	Actual 2023	Actual 2022	
SW392 CARLE PLACE WATER DISTRICT					
8310-WATER ADMINISTRATION					
100	PERSONAL SERVICES	555,000	394,000	361,543	331,735
	Commissioners Fees	30,000	30,000	12,300	15,900
	Subtotal	585,000	424,000	373,843	347,635
EQUIPMENT					
210	Office Equipment	20,000	20,000	1,055	7,660
	Subtotal	20,000	20,000	1,055	7,660
EXPENSES					
401	Stationery & Printing	8,000	6,000	676	2,913
402	Postage	14,000	12,000	7,090	6,742
404	Office Supplies & Expenses	7,000	6,000	4,431	2,747
419	Telephone & Communications	25,000	25,000	13,327	13,310
420	Light & Power	12,000	12,000	4,696	5,441
422	Heating	12,000	12,000	2,498	2,292
425	Bonds, Commissioners, Treasurers	1,800	1,800	450	1,050
426	Insurance, Fire & Liability	100,000	90,000	79,090	67,528
429	Equipment Rental	600	500	50	482
441	Legal Notices	2,000	2,000	833	35
.03,445,44	Dues, Conferences, Meetings, Education	40,000	35,000	32,122	27,990
447	Election Expenses	2,500	2,500	510	354
451	Architects & Engineering	-	10,000	-	-
452	Auditing	25,000	19,600	19,200	18,800
454	Legal	50,000	50,000	34,387	40,068
458	Other Professional Services	65,000	55,000	37,140	44,960
474	TOOLS, PARTS & SUPPLIES	-	-	-	-
	Plant & Grounds	2,000	2,000	-	64
475	REPAIRS & MAINTENANCE	-	-	-	-
	Office Equipment	40,000	35,000	32,537	19,757
	Subtotal	406,900	376,400	269,037	254,533
	TOTAL WATER ADMINISTRATION	1,011,900	820,400	643,935	609,828
8320 - SOURCE OF SUPPLY POWER & PUMPING					
100	PERSONAL SERVICES	450,000	403,000	334,176	320,989
	Purchase of Water	100,000	100,000	3,334	-
215	CAPITAL OUTLAY (RESERVE FUND)	-	-	141,173	471,219
	Subtotal	100,000	100,000	144,507	471,219
EXPENSES					
420	Light & Power	355,000	355,000	243,972	261,492
422	Heating	36,000	36,000	22,314	20,308
451	Architectural and/or Engineering	45,000	45,000	32,127	42,764
466	Uniforms & Laundry	4,000	3,500	1,982	4,117
474	TOOLS, PARTS & SUPPLIES	-	-	-	-
	Plant & Grounds	8,000	8,000	5,747	4,404
475	REPAIRS & MAINTENANCE	-	-	-	-
	Operating Equipment	150,000	150,000	49,344	89,486
	Subtotal	598,000	597,500	355,486	422,571
	TOTAL SUPPLY, POWER & PUMPING	1,148,000	1,100,500	834,169	1,214,779

Town of North Hempstead					
Commissioner Operated Special Districts	Preliminary Budget 2025	Adopted Budget 2024	Actual 2023	Actual 2022	
SW392 CARLE PLACE WATER DISTRICT (cont.)					
8330 - PURIFICATION					
EXPENSES					
468	Water Analysis & Treatment	450,000	400,000	213,561	229,619
475	REPAIRS & MAINTENANCE	-	-	-	-
	Operating Equipment	100,000	60,000	26,767	34,913
	Subtotal	550,000	460,000	240,328	264,532
	TOTAL PURIFICATION	550,000	460,000	240,328	264,532
8340-TRANSMISSION & DISTRIBUTION					
100	PERSONAL SERVICES	450,000	403,000	334,176	320,988
225	OPERATING EQUIPMENT	100,000	150,000	141,748	211,407
EXPENSES					
250	Meters	40,000	25,000	2,891	1,677
260	Mains, Valves, Hydrants Expense (Reserve Fd:	-	-	-	-
451	Engineering	15,000	10,000	12,068	5,754
466	Uniforms & Laundry	4,000	3,500	1,982	-
467	Gas, Oil, etc.	25,000	25,000	22,847	24,696
474	TOOLS, PARTS & SUPPLIES	-	-	-	-
	Operating Equipment	-	-	-	-
	Plants & Grounds	-	-	-	-
	Trunk Lines & Laterals	16,000	15,000	6,454	14,322
475	REPAIRS & MAINTENANCE	-	-	-	-
	Operating Equipment	160,000	160,000	45,168	112,074
	Plants & Grounds	-	-	-	-
	Mains, Valves & Hydrants	-	-	-	-
476	Road Repairs	70,000	70,000	45,727	40,593
477	Road Resurfacing Materials	6,000	6,000	2,579	2,236
	Engineering	-	-	-	-
	Subtotal	336,000	314,500	139,716	201,352
	TOTAL TRANSMISSION & DISTRIBUTION	886,000	867,500	615,640	733,747
400	1910 - Unallocated Insurance	50,000	50,000	35,068	32,391
800	9010 - State Retirement	155,000	155,000	113,615	103,864
800	9030 - Social Security	113,603	94,095	78,292	74,463
800	9040 - Workers' Compensation	35,000	35,000	24,169	27,159
800	9045 - Life Insurance	13,000	12,100	12,029	12,029
	9060 - Medical Insurance	690,000	616,200	484,966	409,531
800	9055 - Disability Insurance	15,500	15,500	8,566	8,678
	Subtotal	1,072,103	977,895	756,705	668,115
900	9501-00 - INTERFUND TRANSFER				
	Fiscal Agent Fees	30,000	30,000	20,079	20,669
	Serial Bonds	-	-	-	-
	Principal	669,734	654,907	609,689	533,146
	Interest	330,690	347,295	413,095	276,062
900	9730 BOND ANTICIPATION NOTES	-	-	-	-
	600 Principal	126,000	44,000	30,000	-
	700 Interest	573,932	437,584	150,000	52,500
	Subtotal	1,730,356	1,513,786	1,222,863	882,377
900	9562 - Transfer to Capital Reserve	250,000	250,000	-	-
	TOTAL BUDGETED/ACTUAL EXPENSES	6,648,359	5,990,081	4,313,640	4,373,378

Town of North Hempstead				
Commissioner Operated Special Districts	Preliminary Budget 2025	Adopted Budget 2024	Actual 2023	Actual 2022

SW392 CARLE PLACE WATER DISTRICT (cont.)

REVENUE

2140	Metered Water Sales	750,000	750,000	738,268	730,004
2142	Unmetered Water Sales	100,000	100,000	112,570	110,370
2144	Water Services Charges	10,010	9,990	11,213	5,916
2148	Interest & Penalties on Water Rents	5,000	5,000	9,053	4,160
2401	Interest Earnings	10,000	310,000	871,636	72,164
2401.1	Interest Earnings (Reserve Fund)	300,000	-	-	-
2710	Premium on Obligations	-	-	124,466	160,560
2770	Other Unclassified Revenue	250,000	250,000	709,213	723,176
1081	PILOT	327,787	264,000	267,574	253,564
	TOTAL ESTIMATED/ACTUAL REVENUE	1,752,797	1,688,990	2,843,993	2,059,914

SUMMARY

TOTAL BUDGETED/ACTUAL EXPENSES	6,648,359	5,990,081	4,313,640	4,373,378
ACTUAL FUND BALANCES AT END OF PERIOD **			14,006,902	11,338,602
	6,648,359	5,990,081	18,320,542	15,711,980
TOTAL ESTIMATED/ACTUAL REVENUE	1,752,797	1,688,990	2,843,993	2,059,914
APPROPRIATED FUND BALANCE LIPA PILOT				
ACTUAL FUND BALANCE AT BEGINNING OF PERIOD			11,338,602	10,340,878
RAISED BY TAXATION			4,137,947	3,311,188
AMOUNT TO BE RAISED BY TAXATION	4,895,562	4,301,091		
	6,648,359	5,990,081	18,320,542	15,711,980

**RESERVE FUND BALANCE AT END OF YE, - - 9,958,032

TAX LEVY

TAXABLE VALUATION

CLASS I - RESIDENTIAL PROPERTIES	1,434,855	1,310,521	1,212,230	1,079,995
Tax rate Per 100	132.516	129.006	125.675	128.848
Tax Levy	1,901,412	1,690,647	1,523,470	1,391,552
CLASS II - RESIDENTIAL PROPERTIES	255,198	270,992	268,713	237,452
Tax rate Per 100	50.355	41.900	42.696	35.785
Tax Levy	128,505	113,547	114,730	84,972
CLASS III - UTILITY PROPERTIES	274,094	231,684	199,319	167,182
Tax rate Per 100	73.922	67.732	68.438	50.804
Tax Levy	202,616	156,925	136,410	84,935
CLASS IV - ALL OTHER PROPERTIES	2,948,601	3,076,002	3,039,741	2,942,211
Tax rate Per 100	90.315	76.072	77.744	59.468
Tax Levy	2,663,029	2,339,972	2,363,216	1,749,674
TOTAL TAXABLE VALUATION	4,912,748	4,889,199	4,720,003	4,426,840
TAX LEVY	4,895,562	4,301,091	4,137,826	3,311,134
Restored taxes			120	54
Total Tax Levy			4,137,947	3,311,188

Town of North Hempstead

Commissioner Operated Special Districts	Preliminary Budget 2025	Adopted Budget 2024	Actual 2023	Actual 2022
---	----------------------------	------------------------	----------------	----------------

SW392 CARLE PLACE WATER DISTRICT (cont.)

SALARY SCHEDULE

Superintendent (1)	221,500	204,000	184,354	167,920
Asst. Superintendent (1)	181,000	161,000	149,238	139,840
Water Serviceman (6)	594,000	520,000	459,186	421,733
Typist - Clerk (2)	333,500	190,000	177,189	163,815
Estimated Overtime & Increases (5)	125,000	125,000	59,928	80,404
TOTAL SALARIES	1,455,000	1,200,000	1,029,895	973,712

SUMMARY

Water Administration	555,000	394,000	361,543	331,735
Source of Supply, Power, Pumping Purification	450,000	403,000	334,176	320,989
Transmission & Distribution	-	-	-	-
TOTAL SALARIES	1,455,000	1,200,000	1,029,895	973,712

* Note 2021 taxation differs from levy by restored taxes

Town of North Hempstead					
Commissioner Operated Special Districts	Preliminary Budget 2025	Adopted Budget 2024	Actual 2023	Actual 2022	
SW393 GARDEN CITY WATER DISTRICT					
8310 - WATER ADMINISTRATION					
100	PERSONAL SERVICES	344,000	340,000	318,079	322,658
	Commissioners Fees	40,000	40,000	28,400	18,400
	Subtotal	384,000	380,000	346,479	341,058
210	Office Equipment	25,000	15,000	27,756	1,377
	Subtotal	25,000	15,000	27,756	1,377
EXPENSES					
404	Office Supplies & Expenses	100,000	80,000	114,017	79,293
419	Telephone & Communications	60,000	60,000	56,453	57,939
420	Light & Power	22,000	22,000	22,086	20,535
422	Heating	10,000	10,000	6,249	2,246
441	Legal Notices	2,000	2,000	610	-
445	Conferences, Meetings, etc.	30,000	30,000	19,591	27,964
446	Public Information	10,000	12,000	-	-
447	Election Expenses	4,000	3,000	4,232	900
452	Auditing	25,000	22,000	13,250	13,000
453	Custodial	12,000	12,000	9,874	(921)
454	Legal	50,000	48,000	49,624	51,228
458	Other Professional Services	115,000	110,000	116,678	104,070
475	Repairs & Maintenance	45,000	50,000	14,574	35,043
492	Improvements	5,000	5,000	-	-
499	Miscellaneous	15,000	15,000	11,851	17,047
	Subtotal	505,000	481,000	439,089	408,344
	TOTAL WATER ADMINISTRATION	914,000	876,000	813,324	750,779
8320 - SOURCE OF SUPPLY, POWER & PUMPING					
100	PERSONAL SERVICES	560,000	555,000	586,554	543,762
215	Capital Outlay (Repair Reserve)	-	-	63,954	82,461
EXPENSES					
420	Light & Power	675,000	660,000	619,854	719,304
422	Heating	35,000	35,000	23,455	26,676
451	Engineer & Architectural	65,000	65,000	59,136	77,710
466	Uniforms & Laundry	10,000	10,000	7,109	6,197
474	TOOLS, PARTS & SUPPLIES				
	Plant & Grounds	45,000	45,000	39,851	49,527
475	REPAIRS & MAINTENANCE				
	Plant & Grounds	225,000	240,250	163,796	208,671
497	Other Operating Expenses	10,000	10,000	-	2,239
	Subtotal	1,065,000	1,065,250	913,201	1,090,324
	TOTAL SUPPLY, POWER & PUMPING	1,625,000	1,620,250	1,563,709	1,716,547
8330 - PURIFICATION					
468	Water Analysis & Treatment	350,000	350,000	346,078	230,815
469	Chemical Treatment	485,000	335,000	481,708	305,520
	TOTAL PURIFICATION	835,000	685,000	827,786	536,335

Town of North Hempstead					
Commissioner Operated Special Districts	Preliminary Budget 2025	Adopted Budget 2024	Actual 2023	Actual 2022	
SW393 GARDEN CITY PARK WATER DISTRICT (cont.)					
8340 - TRANSMISSION & DISTRIBUTION					
100	PERSONAL SERVICES	685,000	680,000	624,604	570,830
	EQUIPMENT				
225	Operating Equipment	120,000	120,000	5,380	116,899
250	Meters	20,000	20,000	18,381	8,637
260	Mains, Valves & Hydrants	20,000	20,000	4,330	6,991
	Subtotal	160,000	160,000	28,091	132,527
EXPENSES					
451	Engineering and Architectural	10,000	10,000	-	-
466	Uniforms & Laundry	10,000	10,000	1,474	4,082
467	Gas, Oil, etc.	48,000	48,000	41,427	52,728
475	REPAIRS & MAINTENANCE				
	Operating Equipment	30,000	30,000	17,883	28,609
	Mains, Valves & Hydrants	50,000	50,000	48,850	32,001
	Meters	10,000	10,000	6,336	-
	Other Repairs	-	1,000	-	-
476	Road Repairs	90,000	90,000	91,595	32,149
	Subtotal	248,000	249,000	207,565	149,569
	TOTAL TRANSMISSION & DISTRIBUTION	1,093,000	1,089,000	860,260	852,926
400	1910 - Unallocated Insurance	461,300	155,000	157,720	147,387
800	9010 - State Retirement	230,000	230,000	187,870	190,743
800	9030 - Social Security	125,000	125,000	117,909	107,907
800	9040 - Workers' Compensation	90,000	125,000	81,117	86,287
800	9060 - Hospital & Medical Insurance	685,000	685,000	609,582	597,529
	Subtotal	1,591,300	1,320,000	1,154,198	1,129,853
900	9501-00 - INTERFUND TRANSFER				
	Fiscal Agent Fees	31,200	27,500	24,277	20,550
	Serial Bonds				
	Principal	577,292	470,310	386,354	375,589
	Interest	564,921	652,550	422,225	437,617
	Interest (neg)		-		-
	BAN - principal	95,000	40,000	41,000	2,500,000
	BAN - interest	437,600	410,790	330,000	11,660
	Interest (neg)	(87,413)	(86,040)		-
	Subtotal	1,618,600	1,515,110	1,203,856	3,345,416
900	9562-00 - Transfer Capital Reserve		200,000		-
	TOTAL BUDGETED/ACTUAL EXPENSES	7,676,900	7,305,360	6,423,133	8,331,856

Town of North Hempstead				
Commissioner Operated Special Districts	Preliminary Budget 2025	Adopted Budget 2024	Actual 2023	Actual 2022

SW393 GARDEN CITY PARK WATER DISTRICT (cont.)

REVENUE					
2140	Sales of Waters	2,225,000	2,225,000	2,081,252	2,261,525
2141A	Hydrant Rental	20,000	20,000	20,500	21,000
2142	Unmetered Water Sales	71,000	71,000	70,000	71,980
2144	Water Services Charges	10,000	10,000	8,419	14,660
2148	Interest & Penalties on Water Rents		-		1,000
2401	Interest Income	50,020	19,960	379,462	199,526
2401.1	Interest Income / (Repair Reserve)		-		5,172
2412	Rental of Real Property	425,000	425,000	427,227	433,968
2665	Sale of Equipment and Property		-	17,655	5,305
2680	Insurance Recovery			55,490	9,301
2701	Refunds of Prior Year's Expense		-		5,901
2710	Grant		-		50,895
	PILOT	108,000	103,500	106,086	101,653
2710	Premium on Obligations			235,797	
2770	Other Unclassified Revenue		-	156,716	3,154
	TOTAL ESTIMATED/ACTUAL REVENUE	2,909,020	2,874,460	3,558,604	3,185,040

Town of North Hempstead				
Commissioner Operated Special Districts	Preliminary Budget 2025	Adopted Budget 2024	Actual 2023	Actual 2022

**SW393 GARDEN CITY PARK WATER DISTRICT (cont.)
SUMMARY**

TOTAL BUDGETED/ACTUAL EXPENSES	7,676,900	7,305,360	6,423,133	8,331,856
ACTUAL FUND BALANCES AT END OF PERIOD*			3,790,974	2,360,594
	<u>7,676,900</u>	<u>7,305,360</u>	<u>10,214,107</u>	<u>10,692,450</u>
TOTAL ESTIMATED/ACTUAL REVENUE	2,909,020	2,874,460	3,558,604	3,185,040
ACTUAL FUND BALANCE AT BEGINNING OF PERIOD			2,360,594	3,296,444
RAISED BY TAXATION			4,294,909	4,210,966
AMOUNT TO BE RAISED BY TAXATION	4,767,880	4,430,900		
	<u>4,767,880</u>	<u>4,430,900</u>	<u>4,294,909</u>	<u>4,210,966</u>

* RESERVE FUND BALANCE AT END OF PERIOD

TAX LEVY

TAXABLE VALUATION

CLASS I - RESIDENTIAL PROPERTIES	4,589,919	4,211,670	3,913,154	3,485,045
Tax rate Per 100	75.503	78.293	77.898	92.347
Tax Levy	<u>3,465,527</u>	<u>3,297,451</u>	<u>3,048,269</u>	<u>3,218,335</u>
CLASS II - RESIDENTIAL PROPERTIES	13,743	14,630	16,515	7,448
Tax rate Per 100	30.763	25.801	23.876	21.801
Tax Levy	<u>4,228</u>	<u>3,775</u>	<u>3,943</u>	<u>1,624</u>
CLASS III - UTILITY PROPERTIES	331,417	277,192	233,564	193,381
Tax rate Per 100	33.178	33.079	34.556	29.278
Tax Levy	<u>109,958</u>	<u>91,692</u>	<u>80,710</u>	<u>56,618</u>
CLASS IV - ALL OTHER PROPERTIES	2,378,050	2,405,850	2,552,694	2,268,818
Tax rate Per 100	49.964	43.144	45.520	41.184
Tax Levy	<u>1,188,169</u>	<u>1,037,982</u>	<u>1,161,986</u>	<u>934,390</u>
TOTAL TAXABLE VALUATION	<u>7,313,129</u>	<u>6,909,342</u>	<u>6,715,927</u>	<u>5,954,692</u>
TAX LEVY	<u>4,767,880</u>	<u>4,430,900</u>	<u>4,294,909</u>	<u>4,210,967</u>

SALARY SCHEDULE

Superintendent (1)	197,000	195,000	186,843	179,711
Assistant Superintendent (1)	160,000	155,000	142,072	140,459
Senior Account Clerk (1)	69,000	68,000	65,675	63,783
Plant Operator (3)	400,000	400,000	444,482	403,303
Water Servicers (7)	655,000	650,000	610,234	557,505
Water Servicers Part Time (5)	30,000	30,000	14,370	13,325
Secretary (1)	78,000	77,000	65,561	79,164
TOTAL SALARIES	<u>1,589,000</u>	<u>1,575,000</u>	<u>1,529,237</u>	<u>1,437,250</u>

SUMMARY

Water Administration	344,000	340,000	318,079	322,658
Source of Supply, Power, Pumping	560,000	555,000	586,554	543,762
Transmission & Distribution	685,000	680,000	624,604	570,830
TOTAL SALARIES	<u>1,589,000</u>	<u>1,575,000</u>	<u>1,529,237</u>	<u>1,437,250</u>

Town of North Hempstead					
Commissioner Operated Special Districts	Preliminary Budget 2025	Adopted Budget 2024	Actual 2023	Actual 2022	
SW394 GLENWOOD WATER DISTRICT					
8310 - WATER ADMINISTRATION					
100	PERSONAL SERVICES				
	Commissioners Fees	25,700	27,300	22,160	23,629
	Part time Clerk	33,500	31,900	29,866	28,602
	Subtotal	<u>59,200</u>	<u>59,200</u>	<u>52,026</u>	<u>52,231</u>
EXPENSES					
404	Office Supplies & Expenses	2,100	1,800	508	331
419	Telephone & Communications	7,400	7,200	7,937	5,737
420	Electricity	3,000	2,500	1,972	2,444
441	Legal Notices	1,500	1,500	158	348
445	Conferences, Meetings, etc.	2,500	2,500	1,662	1,750
447	Election Expense	400	400	283	291
451	Engineering	10,000	9,000	1,199	9,196
452	Auditing	21,000	21,000	20,039	20,463
454	Legal	6,000	7,000	1,355	870
458	Other Professional Services	3,500	3,500	188	1,200
474	Tools, Parts & Supplies	300	300	20	26
499	Miscellaneous	2,500	2,500	114	242
	Subtotal	<u>60,200</u>	<u>59,200</u>	<u>35,435</u>	<u>42,898</u>
	TOTAL WATER ADMINISTRATION	<u>119,400</u>	<u>118,400</u>	<u>87,461</u>	<u>95,129</u>
1312 - DATA PROCESSING					
EXPENSES					
4050	Data Processing	4,000	5,000	1,893	3,695
4060	Supplies-Data Processing	4,500	4,000	2,606	2,803
	TOTAL DATA PROCESSING	<u>8,500</u>	<u>9,000</u>	<u>4,499</u>	<u>6,498</u>
8320 - SOURCE OF SUPPLY, POWER & PUMPING					
EXPENSES					
493	Purchase of Water	216,300	212,400	202,326	167,593
	TOTAL SUPPLY, POWER & PUMPING	<u>216,300</u>	<u>212,400</u>	<u>202,326</u>	<u>167,593</u>
8330 - PURIFICATION					
EXPENSES					
468	Water Analysis & Testing	4,500	4,500	3,771	4,287
	TOTAL PURIFICATION	<u>4,500</u>	<u>4,500</u>	<u>3,771</u>	<u>4,287</u>
8340-TRANSMISSION & DISTRIBUTION					
225	Operating Equipment	1,000	1,000	-	35
250	Meters	9,000	8,000	-	8,775
	Subtotal	<u>10,000</u>	<u>9,000</u>	<u>-</u>	<u>8,810</u>
EXPENSES					
451	Engineering	17,000	16,000	15,222	13,442
467	Gas, Oil, etc.	2,000	2,000	466	1,040
475	REPAIRS & MAINTENANCE				
	Plant & Ground	5,000	5,000	4,994	2,746
	Cross Connection Controls	6,500	6,500	5,544	5,382
	Operating Equipment	500	500	-	-
	Mains, Valves & Hydrants	60,000	51,000	7,581	19,318
	Meters	1,500	2,200	-	805
476	Road Repairs	51,000	49,000	-	-
	Subtotal	<u>143,500</u>	<u>132,200</u>	<u>33,807</u>	<u>42,733</u>
	TOTAL TRANSMISSION & DISTRIBUTION	<u>153,500</u>	<u>141,200</u>	<u>33,807</u>	<u>51,543</u>

Town of North Hempstead				
Commissioner Operated Special Districts	Preliminary Budget 2025	Adopted Budget 2024	Actual 2023	Actual 2022
SW394 GLENWOOD WATER DISTRICT (cont.)				
400	1910 - UNALLOCATED INSURANCE			
	Property Insurance	7,065	3,565	14,715
	General Liability Insurance	4,680	3,783	-
	Automobile Insurance	2,876	3,876	-
	Municipal Umbrella Insurance	2,698	3,430	-
	Public Employee Bonds	1,500	900	-
	Workers' Compensation	1,146	1,500	1,135
800	9010 - State Retirement	5,000	6,000	2,601
800	9030 - Social Security	5,500	5,500	3,980
800	9060 - Hospital & Medical Insurance	8,500	6,500	9,909
800	9070 - Disability Insurance	3,500	3,500	3,111
		<u>42,465</u>	<u>38,554</u>	<u>35,451</u>
	9501-00 - INTERFUND TRANSFER			
	Administrative Charge	904	1,383	1,036
	Subtotal	<u>904</u>	<u>1,383</u>	<u>1,036</u>
	TOTAL BUDGETED/ACTUAL EXPENSES	<u>545,569</u>	<u>525,437</u>	<u>368,351</u>
	REVENUE			
2140	Metered Water Sales	188,500	178,000	188,325
2144	Water Service Charge	1,500	1,500	6,629
2401	Interest Income	150	150	395
2440	Rental Income	300	300	-
2655	Sales of Equipment	1,500	1,500	-
	LIPA PILOT	2,040	3,860	3,860
	TOTAL ESTIMATED/ACTUAL REVENUES	<u>193,990</u>	<u>185,310</u>	<u>199,209</u>

Town of North Hempstead				
Commissioner Operated Special Districts	Preliminary Budget 2025	Adopted Budget 2024	Actual 2023	Actual 2022

SW394 GLENWOOD WATER DISTRICT (cont.)

SUMMARY

TOTAL BUDGETED/ACTUAL EXPENSES	545,569	525,437	368,351	358,550
ACTUAL FUND BALANCES AT END OF PERIOD			759,456	668,822
	<u>545,569</u>	<u>525,437</u>	<u>1,127,807</u>	<u>1,027,372</u>
TOTAL ESTIMATED/ACTUAL REVENUES	193,990	185,310	199,209	205,917
APPROPRIATED FUND BALANCES	-	49,000	-	
ESTIMATED DIRECT ASSESSMENT TOTAL (LIPA Settlement Schedule Payments)	161,995	175,394	184,471	
ACTUAL FUND BALANCES AT BEGINNING OF PERIOD			668,822	592,278
RAISED BY TAXATION			75,305	229,177
AMOUNT TO BE RAISED BY TAXATION	189,584	115,733		
	<u>545,569</u>	<u>525,437</u>	<u>1,127,807</u>	<u>1,027,372</u>

TAX LEVY

TAXABLE VALUATION

CLASS I - RESIDENTIAL PROPERTIES	192,994	176,356	168,208	157,550
Tax rate Per 100	48.860	32.894	6.412	20.466
Tax Levy	<u>94,297</u>	<u>58,011</u>	<u>10,785</u>	<u>32,244</u>
CLASS II - RESIDENTIAL PROPERTIES	223,406	209,198	132,817	
Tax rate Per 100	26.539	17.532	3.929	
Tax Levy	<u>59,290</u>	<u>36,677</u>	<u>5,218</u>	<u>-</u>
CLASS III - UTILITY PROPERTIES	16,039	13,936	14,973	715,432
Tax rate Per 100	64.645	37.268	373.634	24.960
Tax Levy	<u>10,368</u>	<u>5,194</u>	<u>55,944</u>	<u>178,572</u>
CLASS IV - ALL OTHER PROPERTIES	116,653	129,840	130,317	198,753
Tax rate Per 100	21.971	12.208	2.576	9.238
Tax Levy	<u>25,630</u>	<u>15,851</u>	<u>3,357</u>	<u>18,361</u>
TOTAL TAXABLE VALUATION	<u>549,092</u>	<u>529,330</u>	<u>446,315</u>	<u>1,071,735</u>
TAX LEVY	<u>189,584</u>	<u>115,733</u>	<u>75,305</u>	<u>229,177</u>

SALARY SCHEDULE

Commissioner Fees (3)	25,700	27,300	22,160	23,629
Part Time Clerk (1)	33,500	31,900	29,866	28,602
Subtotal	<u>59,200</u>	<u>59,200</u>	<u>52,026</u>	<u>52,231</u>

Town of North Hempstead					
Commissioner Operated Special Districts	Preliminary Budget 2025	Adopted Budget 2024	Actual 2023	Actual 2022	
SW395 MANHASSET-LAKEVILLE WATER DISTRICT					
8310- WATER ADMINISTRATION					
100	PERSONAL SERVICES - See Detail	832,672	775,286	795,790	680,334
	Commissioners Fees	73,000	73,000	73,500	75,600
	Subtotal	905,672	848,286	869,290	755,934
EQUIPMENT					
210	Office Equipment	224,500	200,000	329,894	137,623
225	Operating Equipment	180,000	180,000	75,914	72,456
250	Meters	200,000	80,000	112,120	60,168
	Subtotal	604,500	460,000	517,928	270,247
300	Capital Outlay				
	Improvement to Plant & Grounds	500,000	2,281,947	324,426	640,092
EXPENSES					
401	Stationery & Printing	750	750	-	-
402	Postage	32,500	30,000	30,582	26,131
404	Office Supplies & Expenses	32,000	30,000	29,901	30,325
419	Telephone & Communications	65,000	51,500	58,905	51,190
441	Legal Notices	6,000	6,000	4,121	5,184
445	Conferences, Meetings, etc.	30,000	30,000	27,119	21,025
447	Election Expense	7,500	7,500	6,235	4,425
450	Conservation Program	20,000	20,000	15,221	18,106
451	Engineering & Architectural	100,000	400,000	87,487	42,171
452	Auditing	64,000	60,000	58,150	30,350
454	Legal	110,000	110,000	78,543	96,979
463	PERB, Counsel, etc.	5,000	10,000	2,487	5,093
466	Uniforms & Laundry	18,000	12,000	13,862	10,256
474	Tools, Parts & Supplies	80,000	65,000	84,802	76,754
475	Repair & Maintenance- Meters	1,500	1,500	-	1,478
493	Other Contractual Expenses	20,000	30,000	11,688	19,956
495	HR & Payroll Services	12,000	10,500	9,147	9,833
499	Misc	1,000	1,000	-	53
	Subtotal	605,250	875,750	518,248	449,309
	TOTAL WATER ADMINISTRATION	2,615,422	4,465,983	2,229,892	2,115,582
8320 - SOURCE OF SUPPLY, POWER & PUMPING					
100	Personal Services - See Detail	333,069	310,114	313,448	294,821
EXPENSES					
420	Light & Power	1,375,000	1,425,000	1,169,477	1,420,533
422	Heating	65,000	70,000	50,999	68,469
475	R. & M. Operating Equipment	280,500	275,750	233,745	227,166
475	R. & M. Plant & Grounds	65,000	65,000	44,696	59,060
	Subtotal	1,785,500	1,835,750	1,498,917	1,775,228
	TOTAL SUPPLY, POWER & PUMPING	2,118,569	2,145,864	1,812,365	2,070,049
8330 - PURIFICATION					
EXPENSES					
468	Water Analysis & Treatment	150,000	150,000	140,835	114,438
470	Chlorine	70,000	90,000	46,632	25,515
475	Caustic Treatment	90,000	70,000	78,088	65,954
480	GAC Carbon Exchange	312,000	300,000	-	-
483	Salt	40,000	40,000	-	-
485	Hydrogen Peroxide	50,000	50,000	-	-
	TOTAL PURIFICATION	712,000	700,000	265,555	205,907

Town of North Hempstead					
Commissioner Operated Special Districts	Preliminary Budget 2025	Adopted Budget 2024	Actual 2023	Actual 2022	
SW395 MANHASSET-LAKEVILLE WATER DISTRICT (cont.)					
8340-TRANSMISSION & DISTRIBUTION					
100	Personal Services - See Details	684,641	637,457	644,309	627,274
EQUIPMENT					
260	Mains, Valves, Hydrants	145,000	145,000	107,483	163,058
EXPENSES					
467	Gas & Oil	25,000	30,000	23,949	21,152
475	R & M - Mains, Valves & Hydrants	120,000	125,000	113,627	115,845
476	Road Repairs	75,000	75,000	82,026	72,560
	Subtotal	220,000	230,000	219,603	209,557
TOTAL TRANSMISSION & DISTRIBUTION					
		1,049,641	1,012,457	971,395	999,889
400	1910 - Unallocated Insurance	335,000	240,000	201,851	178,559
400	1930 - Judgments & Claims	200	100	20	20
400	1950 - Taxes & Assessments	31,500	24,275	21,107	18,826
800	9010 - State Retirement	345,000	285,000	264,464	210,337
800	9030 - Social Security	147,200	137,400	130,772	119,094
800	9035 - MCTD Tax	11,600	6,110	6,422	4,409
800	9040 - Workers' Compensation	65,000	75,000	38,716	68,085
800	9045 - Supplemental Longevity Incentive Plan	6,000	5,000	5,408	5,818
800	9060 - Hospital & Medical Insurance	840,200	776,100	710,924	696,124
500	9501-Administrative Fee	27,427	26,485	24,245	21,036
	Subtotal	1,809,127	1,575,470	1,403,929	1,322,308
600	Principal	917,514	883,547	859,368	1,070,299
700	Interest	380,261	415,710	452,497	489,508
	Subtotal	1,297,775	1,299,257	1,311,865	1,559,807
9950 - Transfer to Capital Reserve Fund					
		2,382,400	-	2,116,430	3,473,554
TOTAL BUDGETED/ACTUAL EXPENSES					
		11,984,934	11,199,031	10,111,430	11,747,096
REVENUE					
1001.001	Restored Taxes	-	-	25	-
1082	PILOT	237,400	223,400	210,562	203,925
2140	Metered Water Sales	5,500,000	5,379,995	5,550,386	5,489,732
2142	Unmetered Water Sales	116,000	114,000	115,750	114,200
2144	Water Service Charge	60,000	75,000	52,242	145,794
2148	Interest Penalties on Water Rents	55,000	45,000	70,566	33,483
2379	Water Service for Other Communities	540,000	500,000	500,172	535,875
2401	Interest Earned	550,000	300,000	928,690	185,488
2410	Rental of District Property	21,455	21,530	65,881	40,913
2421	Lease Payments	124,435	133,470	213,199	213,199
2655	Minor Sales of Equipment (Taps)(Meters)	-	33,500	-	36,560
2660	Sale of Real Property	38,500	-	39,837	-
2665	Sale of Equipment	-	20,000	10,000	40,001
2680	Insurance Recoveries	15,000	-	-	20,801
2690	Other Compensation of Loss	-	165,000	17,477	330,771
2701	Refunds of Prior Years Expenses	170,000	-	177,815	125,862
2770	Other Unclassified Revenue	-	10,000	3,026	9,799
	Rev. NYS Funding	10,000	-	7,785	-
	Operating Transfers-In	304,975	206,175	-	-
695	Deferred Tax revenue	180,513	-	-	-
TOTAL ESTIMATED/ACTUAL REVENUE					
		7,923,278	7,227,070	7,963,413	7,526,403

Town of North Hempstead				
Commissioner Operated Special Districts	Preliminary Budget 2025	Adopted Budget 2024	Actual 2023	Actual 2022

SW395 MANHASSET-LAKEVILLE WATER DISTRICT (cont.)

SUMMARY

TOTAL BUDGETED/ACTUAL EXPENSES	11,984,934	11,199,031	10,111,430	11,747,096
ACTUAL FUND BALANCES AT END OF PERIOD	-	-	10,654,342	8,924,765
	<u>11,984,934</u>	<u>11,199,031</u>	<u>20,765,773</u>	<u>20,671,861</u>
TOTAL ESTIMATED/ACTUAL REVENUE	7,923,278	7,227,070	7,963,413	7,526,403
APPROPRIATED FUND BALANCES	-	-		
ACTUAL FUND BALANCES AT BEGINNING OF PERIOD		-	8,924,765	9,365,101
RAISED BY TAXATION			3,877,595	3,780,357
AMOUNT TO BE RAISED BY TAXATION	4,061,656	3,971,961		
	<u>11,984,934</u>	<u>11,199,031</u>	<u>20,765,773</u>	<u>20,671,861</u>

TAX LEVY

TAXABLE VALUATION

CLASS I - RESIDENTIAL PROPERTIES	11,554,725	10,582,356	9,854,350	8,837,802
Tax rate Per 100	18.843	19.796	19.533	23.480
Tax Levy	<u>2,177,220</u>	<u>2,094,931</u>	<u>1,924,850</u>	<u>2,075,122</u>
CLASS II - RESIDENTIAL PROPERTIES	3,325,323	3,545,038	3,407,371	3,232,554
Tax rate Per 100	7.372	6.626	7.180	6.652
Tax Levy	<u>245,135</u>	<u>234,897</u>	<u>244,649</u>	<u>215,021</u>
CLASS III - UTILITY PROPERTIES	834,772	717,256	649,390	551,704
Tax rate Per 100	13.764	13.617	14.183	12.475
Tax Levy	<u>114,895</u>	<u>97,665</u>	<u>92,103</u>	<u>68,826</u>
CLASS IV - ALL OTHER PROPERTIES	14,932,985	16,148,141	15,256,726	14,312,620
Tax rate Per 100	10.208	9.564	10.592	9.931
Tax Levy	<u>1,524,406</u>	<u>1,544,468</u>	<u>1,615,992</u>	<u>1,421,388</u>
TOTAL TAXABLE VALUATION	<u>30,647,805</u>	<u>30,992,791</u>	<u>29,167,837</u>	<u>26,934,680</u>
TAX LEVY	<u>4,061,656</u>	<u>3,971,961</u>	<u>3,877,595</u>	<u>3,780,357</u>

Town of North Hempstead				
Commissioner Operated Special Districts	Preliminary Budget 2025	Adopted Budget 2024	Actual 2023	Actual 2022

SW395 MANHASSET-LAKEVILLE WATER DISTRICT (cont.)

SALARY SCHEDULE

PLANT OPERATIONS

Superintendent	233,694	223,634	215,480	208,199
Foreman	204,086	195,289	187,889	181,258
Water Servicer (5)	456,210	383,407	443,856	445,468
Water Servicer Trainee	55,000	49,600	46,789	23,692
Water Plant Operator (3)	238,560	257,211	172,218	166,166
Seasonal	30,000	30,000	15,821	8,527
Overtime and Increments	239,500	207,500	309,521	231,653

OFFICE

Account Clerk (1.5)	118,393	113,121	109,683	105,474
Treasurer	129,004	123,444	117,624	111,912
Business Manager/Secretary	145,935	139,651	134,666	120,081
TOTAL SALARIES	1,850,382	1,722,857	1,753,547	1,602,430

SUMMARY

Water Administration	832,672	775,286	795,790	680,334
Source of Supply, Power, Pumping	333,069	310,114	313,448	294,821
Transmission & Distribution	684,641	637,457	644,309	627,274
TOTAL SALARIES	1,850,382	1,722,857	1,753,547	1,602,429

Town of North Hempstead					
Commissioner Operated Special Districts	Preliminary Budget 2025	Adopted Budget 2024	Actual 2023	Actual 2022	
SW396 PORT WASHINGTON WATER DISTRICT					
8310 - WATER ADMINISTRATION					
100	PERSONAL SERVICES - See Detail	484,370	460,000	429,111	434,090
	Commissioners Fees	27,000	25,000	24,000	25,000
	Subtotal	511,370	485,000	453,111	459,090
EQUIPMENT/CAPITAL OUTLAY					
210	Office Equipment	25,000	12,500	10,899	9,101
EXPENSES					
402	Postage	35,000	32,000	31,882	30,904
404	Office Supplies & Expenses	32,400	32,400	33,255	28,316
405	Data Processing	55,000	55,000	52,357	54,794
408	Photocopier Exp	4,000	3,500	3,286	3,066
419	Telephone & Communications	65,000	62,000	62,879	57,996
420	Light & Power	10,000	10,000	8,463	10,937
422	Heating	3,500	3,500	3,309	2,927
441	Legal Notices, Advertising	2,000	2,000	1,443	1,208
445	Conferences, Meetings, Etc.	10,000	10,000	4,136	1,550
446	Public Information & Education	75,000	75,000	98,658	87,090
447	Election Expense	3,000	3,000	3,878	2,141
451	Engineering	14,000	14,000	11,035	4,000
452	Auditing/Accounting	55,000	45,000	48,375	47,660
454	Legal	40,000	40,000	39,200	17,845
499	Miscellaneous	1,000	1,000	-	1,026
	Subtotal	404,900	388,400	402,156	351,460
	TOTAL WATER ADMINISTRATION	941,270	885,900	866,166	819,651
8320 - SOURCE OF SUPPLY, POWER & PUMPING					
100	PERSONAL SERVICES - See Detail	296,835	286,000	286,536	275,613
EQUIPMENT/CAPITAL OUTLAY					
225	Operating Equipment	160,000	-	36,750	38,000
300	Capital Outlay	80,000	80,000	10,800	105,042
	Subtotal	240,000	80,000	47,550	143,042
EXPENSES					
420	Light & Power	1,300,000	1,210,000	848,701	1,082,927
422	Heating, Oil, Auxiliary Power	30,000	30,000	13,302	14,390
451	Engineering	60,000	60,000	145,995	83,566
466	Uniforms & Laundry	6,500	6,500	4,513	4,845
467	Gas, Oil, Maint. Vehicles	30,000	30,000	23,871	25,565
474	Tools, Parts & Supplies	30,000	30,000	20,534	31,652
475	REPAIRS & MAINTENANCE	-	-	-	-
	Operating Equipment	60,000	60,000	120,254	60,868
	Plant & Grounds	300,000	210,000	268,305	151,141
	Subtotal	1,816,500	1,636,500	1,445,475	1,454,954
	TOTAL SUPPLY, POWER & PUMPING	2,353,335	2,002,500	1,779,561	1,873,609

Town of North Hempstead					
Commissioner Operated Special Districts	Preliminary Budget 2025	Adopted Budget 2024	Actual 2023	Actual 2022	
SW396 PORT WASHINGTON WATER DISTRICT (con't.)					
8330 - PURIFICATION					
225	Water Analysis Purchase	10,000	10,000	15,961	8,557
468	Water Analysis & Treatment	380,000	350,000	239,621	244,459
469	Purchase of Caustic	345,000	330,000	250,743	260,640
4691	Purchase of Carbon	240,000	240,000	-	-
	TOTAL PURIFICATION	975,000	930,000	506,325	513,656
8340-TRANSMISSION & DISTRIBUTION					
100	PERSONAL SERVICES - See Detail	451,755	483,000	423,451	483,473
EQUIPMENT					
225	Operating Equipment	80,000	80,000	43,679	41,931
250	Meters	120,000	120,000	186,070	301,378
251	Cross Connections	25,000	25,000	18,793	29,460
260	Mains, Valves, Hydrants, etc.	32,000	32,000	48,998	37,615
	Subtotal	257,000	257,000	297,540	410,384
300	Capital Outlay	-	-	179,574	-
EXPENSES					
451	Architectural and/or Engineering	24,000	24,000	13,026	37,641
466	Uniforms & Laundry	6,000	6,000	7,819	7,079
467	Gas, Oil, Vehicle Repairs	50,000	50,000	47,330	40,452
474	Tools, Parts & Supplies	30,000	30,000	17,802	10,749
475	REPAIRS & MAINTENANCE	-	-	-	-
	Operating Equipment	10,000	10,000	-	-
	Mains, Valves & Hydrants	100,000	100,000	83,028	67,221
	Meters	1,000	1,000	-	-
476	Road Repairs	50,000	50,000	30,012	8,925
	Subtotal	271,000	271,000	199,017	172,067
	TOTAL TRANSMISSION & DISTRIBUTION	979,755	1,011,000	1,099,582	1,065,924
400	1910 - Unallocated Insurance	172,500	165,000	156,861	105,052
400	1950 - Taxes & Assessments	6,500	6,500	3,916	1,936
800	9010 - State Retirement	172,500	150,000	124,581	114,198
800	9030 - Social Security	96,500	96,000	88,977	92,712
800	9040 - Workers' Compensation	55,000	55,000	50,131	53,290
800	9060 - Hospital & Medical Insurance	858,850	757,000	722,192	661,550
	Subtotal	1,361,850	1,229,500	1,146,658	1,028,738
900	9501 - Interfund Transfer	-	-	-	-
	Fiscal Agent Fees/Administrative Charges	31,085	26,370	36,696	34,827
	Serial Bonds - Principal	1,638,693	1,355,391	1,190,988	1,157,117
	Serial Bonds - Interest	692,888	581,832	465,646	502,817
	Subtotal	2,362,666	1,963,593	1,693,330	1,694,761
900	9560 TRANSFER TO CAPITAL RESERVE	-	-	-	-
	9561 - Transfer to Repair Reserve	-	200,000	-	-
	Subtotal	-	200,000	-	-
9730 - BOND ANTICIPATION NOTES					
600	Principal	227,000	102,000	104,000	29,000
700	Interest	1,618,724	1,170,355	588,975	124,260
	Interest (neg)	-	(254,673)	-	-
	Subtotal	1,845,724	1,017,682	692,975	153,260
	TOTAL BUDGETED/ACTUAL EXPENSES	10,819,600	9,240,175	7,784,597	7,149,599

Town of North Hempstead				
Commissioner Operated Special Districts	Preliminary Budget 2025	Adopted Budget 2024	Actual 2023	Actual 2022

SW396 PORT WASHINGTON WATER DISTRICT (con't.)

REVENUE

2140	Metered Water Sales	6,500,000	5,850,000	7,121,700	6,847,290
2148	Interest & Penalties-Water Rent	75,000	60,000	102,709	101,234
2401	Interest	300,000	10,000	501,146	64,745
2665	Minor Sales of Equipment	35,000	35,000	79,210	66,600
1081	PILOTS	170,000	165,000	170,304	165,321
2710	Premium on Obligations	327,572		257,477	
2770	Other Unclassified Revenue	60,000	59,986	133,112	381,346
	TOTAL ESTIMATED/ACTUAL REVENUE	7,467,572	6,179,986	8,365,658	7,626,536

SUMMARY

TOTAL BUDGETED/ACTUAL EXPENSES	10,819,600	9,240,175	7,784,597	7,149,599
ACTUAL FUND BALANCES AT END OF PERIOD			10,017,966	7,065,697
	10,819,600	9,240,175	17,802,563	14,215,296
TOTAL ESTIMATED/ACTUAL REVENUE	7,467,572	6,179,986	8,365,658	7,626,536
APPROPRIATED FUND BALANCES	590,000	500,000		
APPROPRIATED FUND BALANCE-LIPA PILOT				
ACTUAL FUND BALANCES AT BEGINNING OF PERIOD			7,065,697	4,419,978
RAISED BY TAXATION			2,371,208	2,168,782
AMOUNT TO BE RAISED BY TAXATION	2,762,028	2,560,189		
	10,819,600	9,240,175	17,802,563	14,215,296

TAX LEVY

TAXABLE VALUATION

CLASS I - RESIDENTIAL PROPERTIES	6,888,396	6,266,547	5,795,537	5,215,590
Tax rate Per 100	25.279	25.977	24.924	27.677
Tax Levy	1,741,306	1,627,864	1,444,480	1,443,519
CLASS II - RESIDENTIAL PROPERTIES	1,706,314	1,800,656	1,768,421	1,703,579
Tax rate Per 100	7.923	6.976	7.132	5.863
Tax Levy	135,190	125,618	126,124	99,881
CLASS III - UTILITY PROPERTIES	672,858	569,327	491,597	409,549
Tax rate Per 100	12.932	12.651	12.717	10.175
Tax Levy	87,015	72,026	62,516	41,672
CLASS IV - ALL OTHER PROPERTIES	4,288,192	4,196,899	4,191,061	3,956,550
Tax rate Per 100	18.621	17.505	17.611	14.753
Tax Levy	798,517	734,680	738,088	583,710
TOTAL TAXABLE VALUATION	13,555,760	12,833,429	12,246,616	11,285,268
TAX LEVY	2,762,028	2,560,189	2,371,208	2,168,782

Town of North Hempstead				
Commissioner Operated Special Districts	Preliminary Budget 2025	Adopted Budget 2024	Actual 2023	Actual 2022

SW396 PORT WASHINGTON WATER DISTRICT (con't.)

SALARY SCHEDULE

Superintendent (1)	175,615	158,080	158,159	154,718
Account Clerk (4)	298,755	294,470	272,055	279,372
Water Service Suprv. (1)	102,690	99,215	105,269	103,112
Senior Water Servicer (1)	92,415	114,150	135,268	124,256
Water Plant Operators (2)	169,145	166,935	181,844	172,501
Water Servicer (6)	317,335	328,500	286,503	359,217
Estimated Overtime & other pay, stand-by & personal days*	77,005	67,650	-	-
TOTAL SALARIES	<u>1,232,960</u>	<u>1,229,000</u>	<u>1,139,098</u>	<u>1,193,176</u>
Water Administration	484,370	460,000	429,111	434,090
Source of Supply, Power, Pumping	296,835	286,000	286,536	275,613
Transmission & Distribution	451,755	483,000	423,451	483,473
TOTAL SALARIES	<u>1,232,960</u>	<u>1,229,000</u>	<u>1,139,098</u>	<u>1,193,176</u>

*Actual amounts distributed to salary classification

Town of North Hempstead				
Commissioner Operated Special Districts	Preliminary Budget 2025	Adopted Budget 2024	Actual 2023	Actual 2022

SW397 ROSLYN WATER DISTRICT

8310 - WATER ADMINISTRATION

100	PERSONAL SERVICES - See Detail	460,320	478,399	450,836	480,835
	Commissioners Fees	22,000	22,000	17,200	16,300
	Subtotal	482,320	500,399	468,036	497,135
	EQUIPMENT				
210	Office Equipment	6,000	4,000	5,296	3,380
	EXPENSES				
402	Postage	22,000	23,000	16,081	12,963
406	Computer Expenses	43,000	43,000	40,679	39,701
404	Office Supplies & Expenses	15,000	14,000	12,557	10,304
419	Telephone & Communications	8,000	8,000	6,736	6,094
420	Light & Power	8,400	8,400	8,400	8,400
422	Heating	3,000	3,000	-	1,935
441	Legal Notices	4,000	5,000	3,581	4,499
445	Conferences, Meetings, etc.	19,000	20,000	17,089	16,166
447	Election Expense	1,000	300	643	150
451	Architectural and/or Engineering	25,000	30,000	16,654	39,762
452	Auditing	23,000	22,000	18,800	13,000
454	Legal	37,400	37,400	29,349	28,871
458	Other Professional Services	28,000	28,000	26,850	18,626
475	REPAIRS & MAINTENANCE	-	-	-	-
	Operating Equipment	8,000	8,000	4,373	5,439
497	Other Operating Expenses	17,000	17,000	14,925	15,653
407	Printing Expense / Public Relations Expense	60,000	55,000	45,176	42,005
	Subtotal	321,800	322,100	261,893	263,568
	TOTAL WATER ADMINISTRATION	810,120	826,499	735,225	764,083

8320 - SOURCE OF SUPPLY, POWER & PUMPING

100	PERSONAL SERVICES - See Detail	392,227	367,632	344,927	324,595
220	CAPITAL OUTLAY (Reserve Fund)	-	-	250	174,837
	EXPENSES				
419	Telephone & Communications	43,000	40,000	33,516	28,300
420	Light & Power	910,000	900,000	621,648	705,722
422	Heating	65,000	68,000	51,781	53,457
451	Architectural and/or Engineering	20,000	20,000	19,233	36,288
474	TOOLS, PARTS & SUPPLIES	-	-	-	-
	Plant & Grounds	15,000	15,000	3,170	12,668
475	REPAIRS & MAINTENANCE	-	-	-	-
	Operating Equipment	450,000	418,000	176,252	307,498
	Plant & Grounds	50,000	55,000	22,705	27,855
497	Other Operating Expenses	6,000	4,000	5,392	2,359
	Subtotal	1,559,000	1,520,000	933,697	1,174,147
	TOTAL SUPPLY, POWER & PUMPING	1,951,227	1,887,632	1,278,874	1,673,579

Town of North Hempstead					
Commissioner Operated Special Districts	Preliminary Budget 2025	Adopted Budget 2024	Actual 2023	Actual 2022	
SW397 ROSLYN WATER DISTRICT (cont.)					
8330 - PURIFICATION EXPENSES					
468	Water Analysis & Treatment	170,000	170,000	88,068	81,633
469	Water Treatment	260,000	255,000	203,070	177,766
	TOTAL PURIFICATION	430,000	425,000	291,138	259,399
8340-TRANSMISSION & DISTRIBUTION					
100	Personal Services - See Detail	601,310	585,166	601,086	547,343
EQUIPMENT					
225	Operating Equipment	35,000	37,000	257,195	30,877
250	Meters	50,000	55,000	30,095	44,168
260	Mains, Valves, Hydrants, etc.	6,000	5,000	28,303	151
	Subtotal	91,000	97,000	315,593	75,196
EXPENSES					
451	Architectural and/or Engineering	30,000	35,000	11,164	9,321
466	Uniforms & Laundry	11,000	11,000	7,831	8,250
467	Gas, Oil, etc.	35,000	37,000	15,587	20,965
474	Tools, Parts & Supplies	45,000	75,000	35,813	64,206
475	REPAIRS & MAINTENANCE	-	-	-	-
	Operating Equipment	30,000	32,000	21,499	19,062
	Mains, Valves & Hydrants	100,000	120,000	59,842	51,793
476	Road Repairs	40,000	40,000	10,180	12,727
497	Other Operating Expenses	6,000	7,000	3,036	2,747
	Subtotal	297,000	357,000	164,952	189,071
	TOTAL TRANSMISSION & DISTRIBUTION	989,310	1,039,166	1,081,631	811,610
400	1910 - Unallocated Insurance	181,200	151,000	144,978	132,721
800	9010 - State Retirement	174,463	171,744	155,310	147,124
800	9030 - Social Security	105,061	104,157	103,174	99,473
800	9040 - Workers' Compensation	60,000	62,000	51,957	53,985
800	9050 - Unemployment Insurance/MTA Tax	2,000	3,000	977	724
800	9060 - Hospital & Medical Insurance	683,239	626,980	522,416	459,904
	Subtotal	1,205,963	1,118,881	978,812	893,931
900	9501 - INTERFUND TRANSFER				
	Fiscal Agent Fees / Administrative Charge	30,000	21,020	29,073	20,717
	Serial Bonds / Principal	454,072	451,443	441,138	443,174
	Serial Bonds / Interest	389,202	400,085	410,920	428,874
	Subtotal	873,274	872,548	881,131	892,765
9730-Bond Anticipation Note					
600	Principal	78,000	55,000	43,000	-
700	Interest	687,660	334,280	225,000	-
	Interest (neg)	(136,880)	(93,680)	-	-
	Subtotal	628,780	295,600	268,000	-
	TOTAL BUDGETED/ACTUAL EXPENSES	6,888,674	6,465,326	5,514,811	5,295,367

Town of North Hempstead				
Commissioner Operated Special Districts	Preliminary Budget 2025	Adopted Budget 2024	Actual 2023	Actual 2022

SW397 ROSLYN WATER DISTRICT (cont.)

REVENUE

2140	Metered Water Sales	2,015,000	2,015,000	2,053,676	2,023,157
2142	Unmetered Water Sales	138,740	136,000	139,862	139,897
2144	Water Service Charge	90,000	90,000	85,052	78,470
2148	Penalty Charges	30,000	24,000	34,109	17,008
2401	Interest Earnings	475,000	50,000	483,195	50,371
2401.1	Interest Earnings (Reserve Fund)	-	-	163,445	31,950
2770	Other Unclassified Revenue	300,000	300,000	742,107	352,256
	TOTAL ESTIMATED/ACTUAL REVENUE	3,048,740	2,615,000	3,701,446	2,693,109

SUMMARY

	TOTAL BUDGETED/ACTUAL EXPENSES	6,888,674	6,465,326	5,514,811	5,295,367
	ACTUAL FUND BALANCES AT END OF PERIOD**			7,863,383	6,441,026
		6,888,674	6,465,326	13,378,194	11,736,393
	TOTAL ESTIMATED/ACTUAL REVENUE	3,048,740	2,615,000	3,701,446	2,693,109
	APPROPRIATED FUND BALANCES LIPA PILOT	327,256	440,044		
	ACTUAL FUND BALANCES AT BEGINNING OF PERIOD			6,441,026	6,094,085
	RAISED BY TAXATION			3,235,722	2,949,199
	AMOUNT TO BE RAISED BY TAXATION	3,512,678	3,410,282		
		6,888,674	6,465,326	13,378,194	11,736,393
	**RESERVE FUND BALANCE AT END OF PERIOD			4,887,533	4,887,533

TAX LEVY

TAXABLE VALUATION

	CLASS I - RESIDENTIAL PROPERTIES	5,123,585	4,658,011	4,288,083	3,847,577
	Tax rate Per 100	44.157	47.887	47.127	51.593
	Tax Levy	2,262,421	2,230,583	2,020,845	1,985,080
	CLASS II - RESIDENTIAL PROPERTIES	822,703	863,724	839,765	756,561
	Tax rate Per 100	24.379	22.839	24.200	21.495
	Tax Levy	200,567	197,265	203,223	162,623
	CLASS III - UTILITY PROPERTIES	949,709	781,559	721,574	610,979
	Tax rate Per 100	12.811	12.508	12.884	10.323
	Tax Levy	121,667	97,756	92,968	63,071
	CLASS IV - ALL OTHER PROPERTIES	4,595,989	4,639,050	4,484,643	4,203,714
	Tax rate Per 100	20.192	19.070	20.485	17.566
	Tax Levy	928,022	884,678	918,679	738,424
	TOTAL TAXABLE VALUATION	11,491,986	10,942,344	10,334,065	9,418,831
	TAX LEVY	3,512,678	3,410,282	3,235,715	2,949,198

Town of North Hempstead				
Commissioner Operated Special Districts	Preliminary Budget 2025	Adopted Budget 2024	Actual 2023	Actual 2022

SW397 ROSLYN WATER DISTRICT (cont.)

SALARY SCHEDULE

Superintendent	227,504	216,670	233,200	220,778
Assistant Superintendent	35,000	35,000	39,796	158,803
Water Plant Operator	99,882	95,618	90,660	84,148
Water Servicer Trainee	63,239	57,514	50,707	45,746
Water Plant Operator	109,747	106,551	103,448	101,171
Water Servicer Part Time	35,000	35,000	28,626	28,557
Water Servicer Trainee	52,616	45,200	38,944	-
Water Servicer Trainee	-	40,000	-	-
Water Plant Operator	107,598	104,464	101,111	100,624
Water Servicer	102,612	99,623	97,300	94,505
Water Servicer	99,883	96,974	92,007	91,632
Water Servicer	40,000	-	-	-
Water Servicer Trainee	74,281	68,233	49,304	58,279
Overtime	173,679	168,621	128,483	108,473
Treasurer	147,616	126,690	125,366	76,154
Anticipated - Retirees	-	-	125,627	37,245
Clerk	40,000	95,039	92,270	90,240
Senior Clerk	45,200	40,000	-	56,418
TOTAL SALARY	1,453,857	1,431,197	1,396,849	1,352,773

SUMMARY

Water Administration	460,320	478,399	450,836	480,835
Source of Supply, Power, Pumping	392,227	367,632	344,927	324,595
Transmission & Distribution	601,310	585,166	601,086	547,343
TOTAL SALARY	1,453,857	1,431,197	1,396,849	1,352,773

* Note 2021 actuals differ from 2023 budget related to personnel services

Town of North Hempstead					
Commissioner Operated Special Districts	Preliminary Budget 2025	Adopted Budget 2024	Actual 2023	Actual 2022	
SW398 WESTBURY WATER DISTRICT					
8310 - WATER ADMINISTRATION					
100	PERSONAL SERVICES - See Detail	427,550	425,500	431,663	400,489
	Commissioner Fees	36,000	36,000	29,400	29,100
	Subtotal	463,550	461,500	461,063	429,589
EQUIPMENT					
210	Office Equipment	50,000	50,000	13,795	21,198
EXPENSES					
402	Postage	30,000	22,000	31,680	16,798
404	Office Supplies & Expenses	175,000	150,000	202,684	140,198
419	Telephone & Communications	90,000	90,000	59,444	89,460
420	Light & Power	18,000	18,000	719	3,086
422	Heating	12,000	12,000	-	5,697
425	Bonds, Commissioners, Treasurers	1,000	1,000	550	550
441	Legal Notices	5,000	5,000	563	1,502
445	Conferences, Meetings, etc.	12,000	15,000	5,619	13,615
446	Public Information & Education	50,000	50,000	41,163	48,022
447	Election Expense	1,000	1,000	-	-
452	Auditing	45,000	47,000	35,650	40,850
454	Legal	40,000	40,000	35,685	38,313
458	Other Professional Services	30,000	30,000	27,975	2,726
466	Uniforms & Laundry	10,000	6,000	13,912	5,046
474	TOOLS, PARTS & SUPPLIES	-	-	-	-
	Plant & Grounds	5,000	3,000	5,181	2,253
475	REPAIRS & MAINTENANCE	-	-	-	-
	Operating Equipment	10,000	1,000	13,452	375
	Plant & Grounds	120,000	50,000	213,108	59,986
499	Miscellaneous	3,000	3,000	-	156
451	Architectural Engineering	5,000	5,000	1,906	2,000
	Subtotal	662,000	549,000	689,291	470,633
	TOTAL WATER ADMINISTRATION	1,175,550	1,060,500	1,164,149	921,420
8320 - SOURCE OF POWER, SUPPLY & PUMPING					
100	PERSONAL SERVICES - See Detail	367,000	417,500	375,313	601,502
200	CAPITAL OUTLAY (Reserve Fund)	-	-	371,940	-
EXPENSES					
420	Light & Power	800,000	800,000	683,997	708,599
422	Heating	20,000	20,000	18,060	14,631
451	Architectural and/or Engineering	100,000	85,000	121,883	74,939
474	TOOLS, PARTS & SUPPLIES	-	-	-	-
	Plant & Grounds	10,000	5,000	8,172	5,265
475	REPAIRS & MAINTENANCE	-	-	-	-
	Operating Equipment	5,000	5,000	321	640
	Plant & Grounds	185,000	250,000	119,809	165,986
492	Improvements	300,000	400,000	190,033	421,149
	Subtotal	1,420,000	1,565,000	1,142,275	1,391,209
	TOTAL POWER, SUPPLY & PUMPING	1,787,000	1,982,500	1,889,528	1,992,711
8330 - PURIFICATION					
EXPENSES					
468	Water Analysis & Testing	325,000	385,000	73,080	80,924
	Water Treatment	425,000	375,000	365,264	212,431
	TOTAL PURIFICATION	750,000	760,000	438,344	293,355

Town of North Hempstead					
Commissioner Operated Special Districts	Preliminary Budget 2025	Adopted Budget 2024	Actual 2023	Actual 2022	
SW398 WESTBURY WATER DISTRICT (cont.)					
8340-TRANSMISSION & DISTRIBUTION					
100	PERSONAL SERVICES - See Detail	650,000	527,000	587,526	512,574
EQUIPMENT/CAPITAL OUTLAY					
220	Capital Outlay (Reserve Fund)	-	-	-	122,028
225	Operating Equipment	150,000	195,000	11,854	265,528
250	Meters	30,000	30,000	5,686	17,965
260	Mains, Valves, Hydrants, etc.	50,000	50,000	21,922	80,516
	Subtotal	230,000	275,000	39,462	486,037
EXPENSES					
451	Architectural and/or Engineering	60,000	75,000	11,355	60,607
467	Gas, Oil, etc.	36,000	36,000	24,268	34,668
474	TOOLS, PARTS & SUPPLIES	-	-	-	-
	Plant & Grounds	60,000	60,000	54,664	74,716
475	REPAIRS & MAINTENANCE	-	-	-	-
	Operating Equipment	20,000	20,000	10,485	20,007
	Plant & Grounds	15,000	15,000	3,654	15,890
476	Road Repairs	75,000	70,000	94,878	67,048
	Subtotal	266,000	276,000	199,304	272,936
	TOTAL TRANSMISSION & DISTRIBUTION	1,146,000	1,078,000	826,292	1,271,547
400	1910 - Unallocated Insurance	230,000	180,000	216,489	160,609
800	9010 - State Retirement	200,000	225,000	167,249	165,936
800	9030 - Social Security	118,000	118,000	83,953	111,228
800	9040 - Workers' Compensation	60,000	65,000	42,718	28,240
800	9050 - Disability Insurance	600	600	87	-
800	9060 - Hospital & Medical Insurance	520,000	450,000	532,738	444,647
800	9070 - MTA Tax	5,000	5,000	4,383	4,821
9560	Transfer to Repair Reserve Fund	200,000	205,000	-	-
	Subtotal	1,333,600	1,248,600	1,047,617	915,481
900	9501 - INTERFUND TRANSFER				
	Admin Fees	27,138	15,000	15,986	10,039
	Serial Bonds Princ	189,800	200,441	237,580	272,062
	Serial Bonds Interest	6,383	12,489	22,518	35,259
	Subtotal	223,321	227,930	276,084	317,360
	9730-Bond Anticipation Note				
600	Principal	136,000	106,700	92,000	54,000
700	Interest	2,046,360	766,210	410,822	357,769
	Interest (neg)	-	(177,590)	-	-
	Subtotal	2,182,360	695,320	502,822	411,769
	TOTAL BUDGETED/ACTUAL EXPENSES	8,597,831	7,052,850	6,144,836	6,123,643
REVENUE					
2140	Metered Water Sales	2,400,000	1,700,000	2,218,277	1,593,309
2142	Unmetered Water Sales	90,000	90,000	90,000	90,000
	Water Rents	-	-	43,322	23,459
2401	Interest Earnings	300,000	2,502	385,179	54,761
2401.1	Interest Earnings (Reserve Fund)	-	-	97,169	13,788
2410	Rental of Real Property	350,000	340,000	393,229	355,275
2655	Minor Sale of Equipment	-	-	65,184	33,411
2680	Insurance Recoveries	-	-	850	16,227
2701	Refund of Prior Yrs. Exp.	-	-	15,008	5,822
1081	PILOTS	375,000	345,000	426,232	356,181
2710	Premium on Obligations	407,000	-	176,436	-
2770	Other Unclassified Revenue	-	-	31,680	303,626
	TOTAL ESTIMATED/ACTUAL REVENUE	3,922,000	2,477,502	3,942,566	2,845,859

Town of North Hempstead				
Commissioner Operated Special Districts	Preliminary Budget 2025	Adopted Budget 2024	Actual 2023	Actual 2022

SW398 WESTBURY WATER DISTRICT (cont.)

SUMMARY

TOTAL BUDGETED/ACTUAL EXPENSES	8,597,831	7,052,850	6,144,836	6,123,643
ACTUAL FUND BALANCES AT END OF PERIOD **			8,346,854	6,092,735
	<u>8,597,831</u>	<u>7,052,850</u>	<u>14,491,690</u>	<u>12,216,378</u>
TOTAL ESTIMATED/ACTUAL REVENUE	3,922,000	2,477,502	3,942,566	2,845,859
APPROPRIATED FUND BALANCES-lipa pilot				
ACTUAL FUND BALANCES AT BEGINNING OF PERIOD			6,092,735	4,997,012
RAISED BY TAXATION			4,456,389	4,373,507
AMOUNT TO BE RAISED BY TAXATION	4,675,831	4,575,348		
	<u>8,597,831</u>	<u>7,052,850</u>	<u>14,491,690</u>	<u>12,216,378</u>

** RESERVE FUND BALANCE AT END OF PERIOD

- -

TAX LEVY

TAXABLE VALUATION

CLASS I - RESIDENTIAL PROPERTIES	2,194,873	2,024,388	1,869,654	1,686,889
Tax rate Per 100	92.860	102.434	101.775	124.012
Tax Levy	<u>2,038,155</u>	<u>2,073,667</u>	<u>1,902,840</u>	<u>2,091,945</u>
CLASS II - RESIDENTIAL PROPERTIES	840,071	824,661	808,839	764,359
Tax rate Per 100	36.906	33.233	34.147	32.606
Tax Levy	<u>310,038</u>	<u>274,059</u>	<u>276,194</u>	<u>249,227</u>
CLASS III - UTILITY PROPERTIES	481,878	413,570	366,624	312,918
Tax rate Per 100	47.586	48.679	49.057	44.450
Tax Levy	<u>229,304</u>	<u>201,322</u>	<u>179,855</u>	<u>139,092</u>
CLASS IV - ALL OTHER PROPERTIES	3,837,941	3,745,075	3,637,891	3,499,784
Tax rate Per 100	54.673	54.106	57.657	54.096
Tax Levy	<u>2,098,334</u>	<u>2,026,300</u>	<u>2,097,499</u>	<u>1,893,243</u>
TOTAL TAXABLE VALUATION	<u>7,354,763</u>	<u>7,007,694</u>	<u>6,683,008</u>	<u>6,263,950</u>
TAX LEVY	<u>4,675,831</u>	<u>4,575,348</u>	<u>4,456,389</u>	<u>4,373,507</u>

Town of North Hempstead				
Commissioner Operated Special Districts	Preliminary Budget 2025	Adopted Budget 2024	Actual 2023	Actual 2022

SW398 WESTBURY WATER DISTRICT (cont.)

SALARY SCHEDULE

Superintendent	103,500	102,000	96,968	93,272
Water Plant Operators (3)	156,500	224,700	223,173	355,183
Water Servicemen (4)	365,100	314,375	394,230	350,399
Maintenance Man (1)	126,750	122,425	134,444	123,314
Account Clerks (3)	324,000	305,500	334,695	307,217
Seasonal	57,500	30,000	58,852	38,861
Overtime	150,000	150,000	-	101,430
Supervisor Water Plant Operations	161,200	146,000	152,140	144,889
TOTAL SALARY	1,444,550	1,395,000	1,394,502	1,514,565

SUMMARY

Water Administration	427,550	425,500	431,663	400,489
Source of Power, Supply, Pumping	367,000	442,500	375,313	601,502
Transmission & Distribution	650,000	527,000	587,526	512,574
TOTAL SALARY	1,444,550	1,395,000	1,394,502	1,514,565

Schedule of 2025 Long Term Debt Payments

DESCRIPTION	ISSUED	2025 PRINCIPAL	2025 INTEREST	2025 P + I
GENERAL FUND				
Refunding-Capping and Closure of L5-Landfill (1) - 2005 Bonds [2014 Series A]	04/16/14	121,621	1,824	123,445
Refunding-Installation of New Gat & Waste Oil Facility (2014 Series A)	04/16/14	5,703	86	5,789
Refunding-Computer/Tech. imp, wiring & climate cont - 2005 Bonds [2014 Series A]	04/16/14	14,257	214	14,471
Refunding-Improvements of Animal Shelter - 2005 Bonds [2014 Series A]	04/16/14	9,284	139	9,423
Refunding-Plans & Spec-Const of a Town Wide Trail System - 2005 Bonds [2014 Series A]	04/16/14	3,647	55	3,702
Refunding-Plans & Spec-Const. of Imporvements to Pond View - 2005 Bonds [2014 Series A]	04/16/14	3,316	50	3,366
Refunding-Plans & Spec-Restoration of Ponds,Wetlands - 2005 Bonds [2014 Series A]	04/16/14	3,316	50	3,366
Refunding-Town Hall Improvemnts-HVAC & Emerg Generator - 2005 Bonds [2014 Series A]	04/16/14	12,931	194	13,125
Construction of Town Landfill Improvements 1 - 2014 Series D	10/02/14	2,098	384	2,482
Construction of Town Landfill Improvements 2 - 2014 Series D	10/02/14	14,950	2,738	17,688
Construction of Various Improvements 1- 2014 Series D	10/02/14	16,114	2,951	19,065
Construction of Various Improvements 2- 2014 Series D	10/02/14	27,624	5,060	32,684
Construction of Various Improvements 3 -2014 Series D	10/02/14	460	84	544
Construction of Various Improvements 4 - 2014 Series D	10/02/14	10,589	1,940	12,529
Construction of Various Improvements 5 - 2014 Series D	10/02/14	14,272	2,614	16,886
DPW Building - 2014 Series D	10/02/14	8,770	1,606	10,376
New Cassel Community Center - 2014 Series D	10/02/14	557,029	102,088	659,117
Parking Lot Upgrades Town Hall - 2014 Series D	10/02/14	4,142	759	4,901
Port Washington Water Loop -2014 Series D	10/02/14	33,376	6,113	39,489
Town Hall I & II - 2014 Series D	10/02/14	12,492	2,288	14,780
Tully Park General Improvements - 2014 Series D	10/02/14	9,320	1,707	11,027
Tully Park Pool Reconstruction - 2014 Series D	10/02/14	31,778	5,820	37,598
Tully Park Pool Reconstruction 2 - 2014 Series D	10/02/14	93,132	17,058	110,190
Var Improvs to Manorhaven Beach Park Pool Complex 2014 Series D	10/02/14	706,032	129,312	835,344
Various Improvements Town Hall I & II - 2014 Series D	10/02/14	15,792	2,892	18,684
Various Park Improvements - 2014 Series D	10/02/14	32,229	5,903	38,132
Various Park Improvements - Skate Park - 2014 Series D	10/02/14	2,748	503	3,251
Various Vehicles - 2014 Series D	10/02/14	27,053	4,955	32,008
Public Improvement - 2015 Series B	04/07/15	220,000	77,175	297,175
Refunding - Mill Pond Rehabilitation (2007 B) - 2015 Series A	04/16/15	43,110	2,445	45,555
Refunding - Improvements to Various Parks (2006) - 2015 Series A	04/16/15	46,735	1,572	48,307
Refunding - ELF - Ridders& Searingtown Pond (2006) - 2015 Series A	04/16/15	18,525	623	19,148
Refunding - ELF East Sheets Creek Debris Removal (2006) - 2015 Series A	04/16/15	21,125	710	21,835
Refunding - ELF- Rehab & Storm Water Qual Imp Searingtown & Ridders Pds (2006) - 2015 Series A	04/16/15	50,050	1,683	51,733
Refunding - Improvements to Parks and Recreational Facilities (2007 B) - 2015 Series A	04/16/15	12,637	751	13,388
Refunding - Improvements to the Town Landfill (2006) - 2015 Series A	04/16/15	20,475	689	21,164
Refunding - Improvements to Various Parks (2006) - 2015 Series A	04/16/15	16,510	555	17,065
Refunding - Passenger Vehicles (2006) - 2015 Series A	04/16/15	3,900	131	4,031
Refunding - Various Improvements to Town Hall (2007 B) - 2015 Series A	04/16/15	3,193	190	3,383
Refunding - Various Improvements to Town Hall I & II (2006) - 2015 Series A	04/16/15	9,750	328	10,078
Improvements to Animal Shelter	04/01/16	4,224	1,676	5,900
Manorhaven Park General Improvements	04/01/16	16,852	6,688	23,540
New Cassel Community Center	04/01/16	392,166	155,645	547,811
Port Wash & Roslyn Community Center	04/01/16	2,542	1,009	3,551
Tully Park General Improvements	04/01/16	94,320	37,434	131,754
Various Improvements to Town Landfill	04/01/16	10,924	4,336	15,260
Various Park Improvements	04/01/16	26,635	10,571	37,206
Various Park Improvements at Manhasset Valley Park	04/01/16	3,361	1,334	4,695
80 Roslyn Road	09/20/16	6,058	1,620	7,678
Acq and installation of Security Cameras	09/20/16	2,055	550	2,605
Acq if computer hardware and software	09/20/16	8,979	2,401	11,380
Acq of Security Vehicles	09/20/16	866	231	1,097
Acquisition of computer hardware and software	09/20/16	7,247	1,938	9,186
Acquisition of Heavy Duty Equipment and Vehicles	09/20/16	31,754	8,491	40,246
Acquisition of Parks Department Vehicles	09/20/16	31,101	8,316	39,417
Acquisition of Pump Out Boat	09/20/16	344	92	436
Acquisition of vehicles	09/20/16	8,113	2,170	10,283
Acquisition of vehicles for SWMA	09/20/16	5,408	1,446	6,855
Clark Botanic Garden Greenhouse	09/20/16	15,685	4,194	19,880
Computer Hardware and Software	09/20/16	2,542	680	3,222
Computer Hardware and Software 2	09/20/16	7,139	1,909	9,049
Construct outdoor classrm Martin Bunky Reid Park	09/20/16	18,931	5,062	23,993
Construct rec improve at Alvan Petris Rec Fac	09/20/16	43,271	11,571	54,842
Construct Var Improve to the Alvan Patrus Rec Fac	09/20/16	10,818	2,893	13,710
Construction of improve to Mill Pond Yacht House	09/20/16	5,408	1,446	6,855
Construction of various improvements to Town Hall	09/20/16	8,113	2,170	10,283
Construction of various park improvements	09/20/16	15,415	4,122	19,538
Construction var improve at Michael J. Tully Park	09/20/16	63,553	16,995	80,547
Construction var improve to Clark Greenhouse	09/20/16	8,113	2,170	10,283
Construction var improve to Manhasset Valley Park	09/20/16	12,170	3,254	15,424

Schedule of 2025 Long Term Debt Payments

DESCRIPTION	ISSUED	2025 PRINCIPAL	2025 INTEREST	2025 P + I
Elevator improvements	09/20/16	10,818	2,893	13,710
Expansion of Hempstead Harbor Trail	09/20/16	2,705	723	3,428
Greenhouse at Clark Botanical Garden	09/20/16	11,358	3,037	14,396
Grounds Maintenance Equipment - Parks	09/20/16	5,246	1,403	6,649
Harbor Patrol Boat Motors	09/20/16	1,893	506	2,399
Hempstead Harbor Trail	09/20/16	41,053	10,978	52,031
Improv to Town Hall I and II	09/20/16	41,053	10,978	52,031
Improve Sewer system at North Hempstead Beach Park	09/20/16	5,408	1,446	6,855
Improve Whitney Pond Park Pool Complex (Phase 1)	09/20/16	27,044	7,232	34,275
Improvements to Bayview Avenue seawall	09/20/16	5,408	1,446	6,855
Improvements to Manhasset Valley Park	09/20/16	30,776	8,230	39,006
Improvements to Manhasset Valley Park 2	09/20/16	10,818	2,893	13,710
Improvements to North Sheets Creek	09/20/16	31,480	8,418	39,897
Improvements to pond at Plandome Park (dredging)	09/20/16	11,899	3,182	15,081
Improvements to Stepping Stones Lighthouse	09/20/16	2,705	723	3,428
Installation of new fencing at various locations	09/20/16	2,705	723	3,428
Lighting at Tully Park	09/20/16	21,635	5,785	27,421
Lighting improvements at Michael J. Tully Park	09/20/16	43,271	11,571	54,842
Main Street Streetscape Improvements	09/20/16	4,273	1,143	5,415
New Cassel Community Center	09/20/16	100,712	26,931	127,643
North Hempstead Beach Park Pier Improvements	09/20/16	13,522	3,616	17,138
North Hempstead Beach Park Pier Improvements 2	09/20/16	8,113	2,170	10,283
North Hempstead Beach Park Pier Improvements 3	09/20/16	4,057	1,085	5,142
North Sheets Creek Improvments	09/20/16	77,021	20,596	97,617
Park Improvements	09/20/16	10,277	2,748	13,025
Plans for New Crew Center at NH Beach Park	09/20/16	4,544	1,215	5,759
Pond Improvements at Plandome Park (dredging)	09/20/16	1,704	456	2,160
Port Washington Baywalk Improvements	09/20/16	13,522	3,616	17,138
Rehabilitation var ponds, streams and waterways	09/20/16	35,157	9,401	44,558
Removal and Replace of Oil Tank at Animal Shelter	09/20/16	379	101	480
Renovations of Clinton G. Martin Offices	09/20/16	4,165	1,114	5,279
Replacement of Kennels at the Town Animal Shelter	09/20/16	2,921	781	3,702
Restoration of Beacon Hill Bluff	09/20/16	1,677	448	2,126
Roof at Caemmerer Park	09/20/16	8,492	2,271	10,763
Roof Replacement at Clark Botanic Garden	09/20/16	17,957	4,802	22,759
Roslyn Pond Park Improvements - Phase 1	09/20/16	38,510	10,298	48,808
Roslyn Pond Park Improvements - Phase 1 2	09/20/16	54,087	14,463	68,551
Schumacher House	09/20/16	16,226	4,339	20,565
Schumacher House 2	09/20/16	10,818	2,893	13,710
Sewer System Improvements at NH Beach Park	09/20/16	5,246	1,403	6,649
SWMA Facilities Improvements	09/20/16	26,449	7,073	33,522
Under car capital projects ident in 2014 EPA Audit	09/20/16	13,522	3,616	17,138
Var capital projects relating to EPA 2014 Audit	09/20/16	27,044	7,232	34,275
Var capital projects relating to EPA 2014 Audit 2	09/20/16	6,761	1,808	8,569
Various Park Improve at Manhasset Valley Park	09/20/16	90,111	24,096	114,207
Various Park Improvements	09/20/16	10,818	2,893	13,710
Various Town Hall Improvements	09/20/16	4,057	1,085	5,142
Vehicle and Equipment Purchase for SWMA	09/20/16	10,818	2,893	13,710
Visioning design of North Hempstead Beach Park	09/20/16	5,408	1,446	6,855
Whitney Pond Park Pool Complex Improv. (Phase 1)	09/20/16	3,840	1,027	4,867
Whitney Pond Park Pool Complex Improv. (Phase 1) 2	09/20/16	13,522	3,616	17,138
Acquisition of Great Neck Arts Center	04/01/17	31,347	16,509	47,856
Acquisition of Landfill Maintenance Equipment	04/01/17	4,801	2,695	7,496
Acquisition of Vehicles	04/01/17	8,928	5,012	13,940
Clinton G. Martin - Parking Lot (2017 Series A)	04/01/17	7,935	4,455	12,390
Const. of Sound Abatement Animal Shelter	04/01/17	1,905	1,069	2,974
Construction of General Park Improvements	04/01/17	5,833	3,275	9,108
Construction of Sound Abatement	04/01/17	2,976	1,671	4,647
Construction of Various Park Improvements	04/01/17	5,515	3,096	8,611
Demolition Abatement of Grant Street School	04/01/17	16,268	9,133	25,401
Demolition Abatement of Grant Street School	04/01/17	6,745	3,787	10,532
Design of Aquatic Sand Removal	04/01/17	3,968	2,228	6,196
Dog Park Creation	04/01/17	4,960	2,785	7,745
Elevator improvements - Town Wide	04/01/17	3,968	2,228	6,196
Facility Improvements SWMA	04/01/17	3,968	2,228	6,196
Facility Improvements SWMA 838-2016	04/01/17	6,944	3,898	10,842
Fuschillo Park - General Improvements	04/01/17	7,737	4,344	12,081
Gas and Groundwater Monitoring System Upgrades	04/01/17	15,475	8,688	24,163
Gold Couast Arts Center - HVAC Replacement	04/01/17	2,579	1,448	4,027
Improve Alvin Petrus Recreation Facility	04/01/17	4,722	2,651	7,373
Improvements at Bunky Reid Park	04/01/17	11,904	6,683	18,587
Improvements to Alvin Petrus Recreation Facility	04/01/17	14,880	8,354	23,234
Improvements to Manhasset Valley Park	04/01/17	16,665	9,356	26,021

Schedule of 2025 Long Term Debt Payments

DESCRIPTION	ISSUED	2025 PRINCIPAL	2025 INTEREST	2025 P + I
Improvements to the Facilities of SWMA	04/01/17	14,761	8,287	23,048
John D. Caemmerer Park Upgrades	04/01/17	2,976	1,671	4,647
Leachate System Improvements	04/01/17	19,840	11,138	30,978
Manorhaven Beach Park- Roof Replacement	04/01/17	12,697	7,128	19,825
Manorhaven Park General Improvement 280-2008	04/01/17	5,634	3,163	8,797
Manorhaven Park General Improvements	04/01/17	1,786	1,002	2,788
Manorhaven Park General Improvements	04/01/17	11,904	6,683	18,587
Manorhaven Park General Improvements	04/01/17	7,142	4,010	11,152
Michael J. Tully Park - Drainage Work	04/01/17	9,918	5,569	15,487
Michael J. Tully Park - Handball Court Restoration	04/01/17	5,952	3,341	9,293
Michael J. Tully Park - Methane Work	04/01/17	2,976	1,671	4,647
North Hempstead Beach Park - Sanitary System	04/01/17	4,994	2,803	7,797
North Hempstead Beach Park Pier	04/01/17	13,491	7,574	21,065
Port Wash & Roslyn Community Center	04/01/17	1,825	1,025	2,850
Purchasing of Equipment Vehicles - SWMA 807-2016	04/01/17	6,745	3,787	10,532
Purchasing of Equipment Vehicles - SWMA 807-2016	04/01/17	596	334	930
Removal Replacement Oil Tank Animal Shelter	04/01/17	238	134	372
Roslyn Pond Park Improvements - Phase 1	04/01/17	29,759	16,707	46,466
Sewer System Improvements at NH Beach Park	04/01/17	11,904	6,683	18,587
Town Facilities - ADA	04/01/17	1,984	1,114	3,098
Town Hall 2 - Various Improvement Parking Lot Septic	04/01/17	5,952	3,341	9,293
Town Hall 2 - Various Improvements - HVAC	04/01/17	3,968	2,228	6,196
Town Hall I & II Various Improvements	04/01/17	11,507	6,460	17,967
Tully Park General Improvements	04/01/17	11,170	6,271	17,441
Various Animal Shelter Improvements	04/01/17	4,960	2,785	7,745
Various Capital relating to EPA	04/01/17	4,960	2,785	7,745
Various Park Improvements	04/01/17	8,134	4,567	12,701
Various Park Improvements Bar Beach/N Hemp Beach	04/01/17	31,029	17,420	48,449
Various Park Improvements Manhasset Valley	04/01/17	21,744	12,207	33,951
Various Town Hall Improvements	04/01/17	4,960	2,785	7,745
Whitney Pond Park Pool Complex (Phase 1)	04/01/17	32,024	17,979	50,003
Whitney Pond Park Pool Complex Improv. (Phase 1)	04/01/17	13,888	7,797	21,685
Dock at Stepping Stones Lighthouse	09/28/17	3,215	1,146	4,361
Improvements to Animal Shelter	09/28/17	2,473	882	3,355
Improvements to Broadway Park	09/28/17	7,419	2,645	10,064
Manorhaven Park Improvements	09/28/17	4,452	1,587	6,039
Roslyn Community Center	09/28/17	4,946	1,763	6,709
Various Capital Projects (WTC, Mackey House, Fencing Improv) (835-2016)	09/28/17	1,978	705	2,683
Various Park Improvements (832-2016)	09/28/17	2,473	882	3,355
Main Street Streetscape Improvements	04/02/18	67,827	21,880	89,707
Acquisition Heavy Duty Equipment for use by SWMA	04/02/18	44,843	14,817	59,660
Acquisition Information Technology software and equipment	04/02/18	21,259	7,024	28,283
Acquisition of vehicles and equipment	04/02/18	23,186	7,661	30,847
Acquisition of vehicles and equipment (2)	04/02/18	1,329	439	1,768
Acquisition of vehicles and equipment (3)	04/02/18	1,727	571	2,298
Acquisition of vehicles and equipment (4)	04/02/18	5,899	1,949	7,848
Clark Botanic Gardens	04/02/18	6,643	2,195	8,838
Computer Hardware & Software	04/02/18	465	154	619
Computer Networking and Software/Hardware Upgrades	04/02/18	19,930	6,585	26,515
Construction of Dock for Non-Motorized vessels in Port Washington	04/02/18	46,504	15,366	61,870
Construction of improvements to the Gold Coast Arts Center	04/02/18	997	329	1,326
Construction of Various Park Improvements - Bunky Reid Park	04/02/18	19,930	6,585	26,515
Construction of Various Park Improvements - Fuschillo Park Allocation	04/02/18	12,955	4,280	17,235
Construction of Various Park Improvements - Martin Bunky Reid Allocation	04/02/18	4,650	1,537	6,187
Construction of Various Park Improvements - Mary Jane Davies Green Park Allocation	04/02/18	16,609	5,488	22,097
Construction of Various Park Improvements - Broadway Park Allocation	04/02/18	14,036	4,638	18,674
Design Plans and Specifications Various Projects	04/02/18	3,322	1,098	4,420
Elevator Improvements	04/02/18	9,965	3,293	13,258
Gas and Groundwater Monitoring System	04/02/18	33,269	10,992	44,261
Improvements at Fuschillo Park	04/02/18	3,654	1,207	4,861
Improvements at Fuschillo Park	04/02/18	3,322	1,098	4,420
Installation of new fencing at various locations	04/02/18	6,643	2,195	8,838
Leachate System Improvements	04/02/18	23,252	7,683	30,935
Mill Pond Yacht House	04/02/18	13,301	4,395	17,696
Parks and Recreation Message Board	04/02/18	2,525	834	3,359
Purchasing of Equipment (805-2016)	04/02/18	6,876	2,272	9,148
Purchasing of Equipment (and Vehicles - Parks and Recreation	04/02/18	24,977	8,253	33,230
Purchasing of Vehicles (805-2016)	04/02/18	4,152	1,372	5,524
Restoration of Beacon Hill Bluff	04/02/18	1,727	571	2,298
SWMA Facility Improvements	04/02/18	6,643	2,195	8,838
System Wide Fencing Program	04/02/18	3,322	1,098	4,420
System Wide Fencing Program (2)	04/02/18	3,986	1,317	5,303
Town-wide Security Facility Improvements	04/02/18	5,315	1,756	7,071

Schedule of 2025 Long Term Debt Payments

DESCRIPTION	ISSUED	2025 PRINCIPAL	2025 INTEREST	2025 P + I
Tully HVAC Review	04/02/18	11,626	3,841	15,467
Tully Park Handball Court	04/02/18	9,953	3,289	13,242
Tully Stadium Seating Study	04/02/18	3,322	1,098	4,420
Various Improvements Town Hall 2 Façade	04/02/18	3,322	1,098	4,420
Various projects for SWMA	04/02/18	16,609	5,488	22,097
Wetland Restoration North Hempstead Beach Park	04/02/18	6,643	2,195	8,838
Whitney Pond Park	04/02/18	29,895	9,878	39,773
Caemmerer Park Upgrades (2) Series B	09/26/18	4,442	5,022	9,464
Caemmerer Park Upgrades Series B	09/26/18	8,075	9,131	17,206
Courts at Bunky Reid Series B	09/26/18	2,025	2,290	4,315
Gas and Groundwater Monitoring System Series B	09/26/18	7,516	8,499	16,015
Leachate System Improvements	09/26/18	17,497	19,784	37,281
Mackey Horse Series B	09/26/18	908	1,027	1,935
North Hempstead Beach Park Sanitary System Series B	09/26/18	10,767	12,175	22,942
Various Park Improvements	09/26/18	2,423	2,739	5,162
HA1012 - BROADWAY PARK	03/28/19	2,910	869	3,779
HA1201 - RESTORATION OF BEACON HILL BLUFF	03/28/19	304,951	91,092	396,043
HA1304 - ACQUISITION OF SECURITY EQUIP	03/28/19	13,924	4,159	18,084
HA1404 - Acq Comp Hdw&Sftwr-Res 180-2014	03/28/19	8,452	2,525	10,976
HA1617 - STEPPING STONES LIGHTHOUSE	03/28/19	18,358	5,484	23,842
HA1618 - HEMPSTEAD HARBOR TRAIL	03/28/19	6,789	2,028	8,817
HA1712 - 822-16 GAS & GRNDWTR MONITOR SWM	03/28/19	17,457	5,215	22,672
HA1724 - 832-16 DOG PARK CREATION	03/28/19	8,452	2,525	10,976
HA1724 - 832-16 DOG PARK CREATION	03/28/19	11,015	3,290	14,305
HA1730 - 834-16 TOWN HALL2 VAR IMPRV HVAC	03/28/19	35,885	10,719	46,604
HA1730 - 834-16 TOWN HALL2 VAR IMPRV HVAC	03/28/19	27,364	8,174	35,538
HA1730 - 834-16 TOWN HALL2 VAR IMPRV HVAC	03/28/19	14,617	4,366	18,983
HA1809 - 697-17 VAR SWMA PROJECTS	03/28/19	9,144	2,732	11,876
HA1818 - 656-2018 ACQ VEHICLES DPW	03/28/19	2,009	600	2,609
HA1901 - YWC INSULATION - RESO 636-2018	03/28/19	20,298	6,063	26,361
HA1902 - HARBOR PATROL EQUIP-RESO 656-2018	03/28/19	4,434	1,324	5,758
HA1904 - ANIM SHEL VAR IMPROV 634-2018	03/28/19	2,494	745	3,239
HA1904 - ANIM SHEL VAR IMPROV 634-2018	03/28/19	1,663	497	2,159
HA1904 - ANIM SHEL VAR IMPROV 634-2018	03/28/19	3,395	1,014	4,408
HA1905 - CGM Parking Lot	03/28/19	16,973	5,070	22,042
HA1906 - CGM CC HVAC 640-2018	03/28/19	3,395	1,014	4,408
HA1907 - HL VAR EQUIP 655-2018	03/28/19	13,439	4,015	17,454
HA1908 - HL VAR EQUIP 656-2018	03/28/19	10,184	3,042	13,225
HA1909 - HL COMPUTERS 651-2018	03/28/19	693	207	900
HA1910 - MANORHAVEN VAR IMPROV 636-2018	03/28/19	6,789	2,028	8,817
HA1911 - TULLY ELECTRICAL 627-2018	03/28/19	16,973	5,070	22,042
HA1912 - NHBP ENG VISIONING 644-2018	03/28/19	16,973	5,070	22,042
HA1913 - PARKS SYS WIDE IMPROV 636-2018	03/28/19	6,789	2,028	8,817
HA1914 - TOWN DOCK IMRPOV 636-2018	03/28/19	2,702	807	3,509
HA1915 - PW BAY WALK 647-2018	03/28/19	13,578	4,056	17,634
HA1916 - GPP BUILDING 636-2018	03/28/19	5,057	1,511	6,568
HA1917 - RP AND WATER MNGMT 626-2018	03/28/19	13,578	4,056	17,634
HA1918 - Acq Comp Hdw&Sftwr-Res 672-2017	03/28/19	9,629	2,876	12,506
HA1919 - PARKS EQUIP SUP Z 656-2018	03/28/19	1,732	517	2,249
HA1920 - PARKS EQUIPMENT 654-2018	03/28/19	11,361	3,394	14,755
HA1921 - PARKS VEHICLE 654-2018	03/28/19	6,443	1,924	8,367
HA1922 - DOSA/CS BUS 656-2018	03/28/19	18,635	5,567	24,202
HA1923 - SWMA CONCRETE PAD 631-2018	03/28/19	8,452	2,525	10,976
HA1924 - SWMA HVAC UPGRADES 631-2018	03/28/19	23,346	6,974	30,320
HA1925 - SWMA ROB SLOPE MOWER 630-2018	03/28/19	16,973	5,070	22,042
HA1926 - 911 MEMORIAL 835-2016	03/28/19	1,663	497	2,159
IMPROVEMENTS TO PARKING LOTS AND WALKWAYS IN THE TOWN	09/26/19	7,949	7,499	15,449
IMPROVEMENTS TO THE BLUFFS AT BEACON HILL	09/26/19	51,501	48,587	100,088
HVAC IMPROVEMENTS AT MICHAEL J. TULLY PARK	09/26/19	2,839	2,678	5,517
Feasibility Study of Animal Shelter	08/11/20	803	769	1,572
Town Hall 2 Roof and HVAC	08/11/20	2,867	2,746	5,613
9/11 Memorial Creation at Manhasset Valley Park	08/11/20	4,588	4,394	8,982
Beacon Hill Bluffs	08/11/20	1,537	1,472	3,009
Additional Soil Sampling for Town Dock ASR	08/11/20	743	712	1,455
Electrical Service Upgrades	08/11/20	28,674	27,461	56,134
Broadway Park - Resurfacing/Painting of Tennis and Volley Ball Courts	08/11/20	3,436	3,291	6,727
Broadway Park - HVAC and Door Replacement	08/11/20	1,032	989	2,021
Manorhaven Beach Park - Resurfacing/Painting of Basketball Courts	08/11/20	2,019	1,933	3,952
Dance Floor Replacement at YWCCC	08/11/20	1,720	1,648	3,368
Replacement of Playground at Ridders Pond Park	08/11/20	2,867	2,746	5,613
Various Park Improvements	08/11/20	2,294	2,197	4,491
Super Zs (3) for Parks Department	08/11/20	860	824	1,684
Sand Pros (2) for Parks Department	08/11/20	1,024	981	2,006

Schedule of 2025 Long Term Debt Payments

DESCRIPTION	ISSUED	2025 PRINCIPAL	2025 INTEREST	2025 P + I
Ford F550 and Skid Steer for Parks Department	08/11/20	3,705	3,548	7,253
Construction of various improvements to the facilities of SWMA	08/11/20	18,867	18,069	36,936
Preparation of design plans and specs for SWMA	08/11/20	5,161	4,943	10,104
Replacement of the doors at the Transfer Station	08/11/20	5,826	5,580	11,407
Safe Boat GPS, Radar and Sounder	08/11/20	252	242	494
Emergency Management Vehicle	08/11/20	918	879	1,796
Engineering Services for Fuschillo Park Improvements - 2020 Series C	09/24/20	1,611	536	2,148
Martin "Bunky" Reid Park Pool Improvements - 2020 Series C	09/24/20	19,337	6,438	25,774
20' Showmobile - 2020 Series C	09/24/20	6,639	2,210	8,849
Super Zs (3) for Parks Department - 2020 Series C	09/24/20	2,417	805	3,222
Construction of various improvements to the facilities of SWMA - 2020 Series C	09/24/20	4,834	1,609	6,444
Replacement of the doors at the Transfer Station - 2020 Series C	09/24/20	12,633	4,206	16,839
SWMA Equipment - 2020 Series C	09/24/20	8,379	2,790	11,169
East Hills Building Purchase (Series E)	12/18/20	73,279	11,587	84,865
Refunding-Acq/Dev of Morewood Property - 2004 Ref. [2014 Series A] (2020 Series F)	12/18/20	211,511	2,115	213,626
Refunding-Acquisition of Equip. for Harbor Links-1 - 2005 Bonds [2014 Series A](2020 Series F)	12/18/20	1,054	11	1,064
Refunding-Acquisition of Equip. for Harbor Links-2- 2005 Bonds [2014 Series A](2020 Series F)	12/18/20	677	7	684
Refunding-Const of Clubhouse at Harbor Links Golf Course - 2005 Bonds [2014 Series A](2020 Series F)	12/18/20	56,757	568	57,325
Bar Beach Boat Ramp Improvements [2014 Series C] (2020 Series F)	12/18/20	6,166	897	7,062
Bar Beach Boat Ramp Improvements [2014 Series C] (2020 Series F)	12/18/20	8,708	1,267	9,974
Bar Beach Wetlands Improvements [2014 Series C] (2020 Series F)	12/18/20	1,986	289	2,275
Construction of Hempstead Harbor Trail Improvements [2014 Series C] (2020 Series F)	12/18/20	5,464	795	6,259
Construction of Swalm Street Park Improvements [2014 Series C] (2020 Series F)	12/18/20	2,263	329	2,592
Improvements to North Sheets Creek [2014 Series C] (2020 Series F)	12/18/20	31,581	4,593	36,175
Manorhaven Park Pool Reconstruction [2014 Series C] (2020 Series F)	12/18/20	40,470	5,886	46,357
Manorhaven Park Pool Reconstruction [2014 Series C] (2020 Series F)	12/18/20	153,238	22,288	175,527
Reconstruction of Tully Park Pool [2014 Series C] (2020 Series F)	12/18/20	275,254	40,035	315,289
Reconstruction of Tully Park Pool [2014 Series C] (2020 Series F)	12/18/20	236,639	34,419	271,058
Harbor Links Golf Facility Improvements -2014 Series D (2020 Series F)	12/18/20	5,000	518	5,518
Refunding - Construction of Golf Clubhouse at Harbor Links Facility (2007 B) - 2015 Series A (2020 Series F)	12/18/20	191,551	9,872	201,423
Refunding - Harbor Links Golf Facility Const or Improvements (2007A) - 2015 Series A (2020 Series F)	12/18/20	2,300	119	2,418
Refunding - Harbor Links Golf Facility Equipment Acquisition (2007A) - 2015 Series A (2020 Series F)	12/18/20	1,150	59	1,209
Acquisition of Golf Course Equip at Harbor Links (2020 Series F)	12/18/20	1,182	223	1,405
Construct new concesstion building at Harbor Links (2020 Series F)	12/18/20	59,122	11,149	70,270
Grounds Maintenance Equipment at Harbor Links (2020 Series F)	12/18/20	9,696	1,828	11,524
Acquisition of Grounds Maintenance Equipment at Harbor Links (2020 Series F)	12/18/20	5,153	1,722	6,875
Harbor Links - Tee Repair #3 (2020 Series F)	12/18/20	2,551	853	3,404
Harbor Links General Improvements (2020 Series F)	12/18/20	7,653	2,558	10,211
Harbor Links General Improvements 818-2016 (2020 Series F)	12/18/20	5,357	1,790	7,147
Construction Improvements to Harbor Links Golf (2020 Series F)	12/18/20	4,286	1,432	5,718
Acquisition of equipment - Harbor Links Golf Course (2020 Series F)	12/18/20	2,146	321	2,467
Acquisition of equipment - Harbor Links Golf Course (2) (2020 Series F)	12/18/20	6,285	941	7,226
Acquisition of equipment - Harbor Links Golf Course (3) (2020 Series F)	12/18/20	26,672	3,992	30,664
Construction of improvements to Harbor Links Golf Course (2020 Series F)	12/18/20	28,090	4,205	32,295
Harbor Links - General Improvements (2020 Series F)	12/18/20	31,041	4,646	35,687
Harbor Links - General Improvements (2 (2020 Series F))	12/18/20	766	115	881
Town-wide GIS Asset mapping Management	03/25/21	1,990	991	2,981
GIS Asset Mapping	03/25/21	3,880	1,932	5,812
GIS Asset Mapping	03/25/21	2,636	1,313	3,949
Acquisition of Various Vehicles and Equipment	03/25/21	6,110	3,043	9,153
HVAC Improvements at Michael J. Tully Park	03/25/21	13,750	6,847	20,597
Design & Specs. - North Hempstead Beach Park & Coastline Visioning Project	03/25/21	20,847	10,381	31,227
Construction Improvements to the Town Landfill	03/25/21	23,751	11,827	35,577
Construction of Various Improvements to Town's Solid Waste Management Authority	03/25/21	14,500	7,220	21,721
Construction of Town Hall Improvements	03/25/21	2,500	1,245	3,745
Design & Specs. -Various Projects in and for the Town	03/25/21	2,500	1,245	3,745
Various Software and Hardware Upgrades and Enhancements	03/25/21	10,000	4,980	14,980
Installation of New Fencing at Various Locations in the Town	03/25/21	8,466	4,216	12,682
Construction of Various Park Improvements	03/25/21	5,000	2,490	7,490
Acquisition of Various Vehicles and Equipment	03/25/21	7,100	3,536	10,636
Acquisition of Various Vehicles and Equipment	03/25/21	600	299	899
Construction of Improvements to Various Parks	03/25/21	25,001	12,449	37,450
Acquisition of Various Vehicles and Equipment	03/25/21	1,736	865	2,601
Acquisition of Various Vehicles and Equipment	03/25/21	3,250	1,618	4,868
Acquisition of a Harbor Patrol Boat	03/25/21	4,975	2,477	7,452
Acquisition of Heavy-Duty Vehicles and Equipment	03/25/21	5,250	2,614	7,864
Design & Specs. -Various Projects in and for the Town	03/25/21	7,500	3,735	11,235
HVAC Improvements at Michael J. Tully Park	09/23/21	25,392	10,676	36,067
Pool Improvements at Martin "Bunky" Reid Park	09/23/21	44,590	18,748	63,337
Construction of Various Improvements to the Fali	09/23/21	33,138	13,933	47,070
Construction of Town Hall Improvements	09/23/21	59,833	25,157	84,990
Construction of Improvements to Town Landfill	09/23/21	4,777	2,009	6,786
Pool Improvements at Manorhaven Beach Park	09/23/21	9,522	4,003	13,525

Schedule of 2025 Long Term Debt Payments

DESCRIPTION	ISSUED	2025 PRINCIPAL	2025 INTEREST	2025 P + I
Pool Improvements at Manorhaven Beach Park (2)	09/23/21	9,555	4,017	13,572
HVAC Improvements at Michael J. Tully Park (2)	09/23/21	73,460	30,886	104,346
Preparation of Design Plans and Specifications for	09/23/21	4,777	2,009	6,786
Acquisition of Various Vehicles and Equipment	09/23/21	2,328	979	3,307
Acquisition of Various Vehicles and Equipment	09/23/21	2,548	1,071	3,619
Michael J. Tully Park Facility Improvements	03/24/22	18,565	4,342	22,907
Michael J. Tully Park - Parking Lot Reconstruction	03/24/22	14,697	3,438	18,134
Michael J. Tully Park - Parking Lot Reconstruction	03/24/22	47	11	58
Authorizing Stabilization Projects for Bayview Avenue and Robert Dayton Park	03/24/22	13,514	3,161	16,674
The Installation of New Fencing at Various Locations in the Town	03/24/22	5,814	1,360	7,174
The construction of various improvements to the facilities of the Town of North Hempstead SWMA	03/24/22	58,781	13,749	72,530
The construction of various improvements to the facilities of the Town of North Hempstead SWMA	03/24/22	77,599	18,150	95,749
The construction of a parking lot at Manhasset Valley Park	03/24/22	9,669	2,262	11,931
The acquisition of various vehicles and equipment for use by the Town	03/24/22	13,677	3,199	16,876
The acquisition of various heavy-duty vehicles and equipment	03/24/22	14,550	3,403	17,953
The acquisition of various vehicles and equipment for use by the Town	03/24/22	6,984	1,634	8,617
The acquisition of various vehicles and equipment for use by the Town	03/24/22	24,279	5,679	29,958
The construction of various park improvements	03/24/22	19,449	4,549	23,997
The construction of improvements to various parks	03/24/22	22,310	5,218	27,528
The construction of various improvements to Michael J. Tully Park	03/24/22	86,329	20,192	106,521
The reconstruction of the parking lot at the Public Safety Building in Roslyn Heights	03/24/22	14,504	3,392	17,896
The construction of various park improvements	03/24/22	19,400	4,538	23,937
The construction of building improvements at the Town Dock	03/24/22	27,557	6,445	34,002
The acquisition of various vehicles and equipment for use by the Town	03/24/22	7,132	1,668	8,801
The acquisition of various vehicles and equipment	03/24/22	10,476	2,450	12,926
Equipment and apparatus required to establish and operate an oyster farm in the Town	03/24/22	9,669	2,262	11,931
The construction of improvements to Harbor Links Golf Course	03/24/22	28,943	5,956	34,899
The acquisition of various vehicles and equipment for use by the Town	03/24/22	1,990	409	2,399
The acquisition of various vehicles and equipment	03/24/22	619	127	747
Various vehicles and equipment for Harbor Links Golf Course	03/24/22	8,447	1,738	10,186
Harbor Links Golf Course - Acquisition of Various Vehicles and Equipment	03/23/23	24,369	18,532	42,901
Harbor Links Golf Course - Various Software and Hardware Upgrades	03/23/23	631	480	1,111
Pool Improvements at Manorhaven Beach Park	03/23/23	27,520	28,078	55,597
Pool Improvements at Manorhaven Beach Park	03/23/23	39,713	40,519	80,232
Improvements to North Hempstead SWMA	03/23/23	21,365	21,798	43,163
Acquisition of Various Vehicles And Equipment	03/23/23	4,141	4,225	8,365
Construction of Improvements To North Hempstead Beach Park	03/23/23	2,115	2,158	4,274
Acquisition of Various Vehicles And Equipment	03/23/23	2,450	2,500	4,949
Acquisition of Various Vehicles And Equipment	03/23/23	7,764	7,921	15,685
Construction of Various Park Improvements	03/23/23	6,901	7,041	13,942
Construction of Various Park Improvements	03/23/23	17,252	17,602	34,855
Construction of Various Park Improvements	03/23/23	6,901	7,041	13,942
Construction of Various Park Improvements	03/23/23	8,626	8,801	17,427
Construction of Various Park Improvements	03/23/23	3,450	3,520	6,971
Construction of Various Park Improvements	03/23/23	6,901	7,041	13,942
Construction of Improvements To Various Parks	03/23/23	4,137	4,221	8,358
Construction of Various Park Improvements	03/23/23	14,840	15,141	29,982
Construction of Improvements To Various Parks	03/23/23	5,176	5,281	10,456
Construction of Various Park Improvements	03/23/23	5,866	5,985	11,851
Various Park Improvements	03/23/23	3,450	3,520	6,971
Construction of Improvements to Various Parks	03/23/23	3,450	3,520	6,971
Installation of New Fencing at Various Locations In The Town	03/23/23	6,901	7,041	13,942
Construction of Various Park Improvements	03/23/23	48,306	49,286	97,593
Construction of Various Park Improvements	03/23/23	12,077	12,322	24,398
Construction of Improvements To Various Parks	03/23/23	38,710	39,495	78,206
Construction of Various Improvements To Michael J. Tully Park	03/23/23	72,485	73,955	146,440
Construction of Improvements To Various Parks	03/23/23	6,800	6,938	13,738
Construction of Various Park Improvements	03/23/23	5,176	5,281	10,456
Pool Improvements at Martin "Bunky" Reid Park	09/21/23	25,586	18,629	44,215
Pool Improvements at Martin "Bunky" Reid Park	09/21/23	31,074	22,624	53,698
Various Town Dock and Pier Reconstruction	03/21/24	7,204	11,534	18,738
Construction of Improvements to Various Parks	03/21/24	6,593	10,555	17,148
Construction of HVAC Improvements to Various Town Facilities	03/21/24	16,754	26,823	43,577
Construction of Various Improvements to Town Hall	03/21/24	2,131	3,412	5,543
Construction of Town Hall Improvements	03/21/24	239	382	621
Installation of New Fencing at Various Locations	03/21/24	2,466	3,948	6,414
Acquisition of Various Vehicles and Equipment for use by the Town	03/21/24	2,664	4,265	6,929
Construction of Various Improvements to The Facilities of the Town of North Hempstead SWMA	03/21/24	31,987	51,210	83,197
Construction of Parking Lot Improvements at Michael J. Tully Park	03/21/24	33,300	53,312	86,612
Total General Fund:		9,180,736	2,968,839	12,149,575

Town Outside Village

Schedule of 2025 Long Term Debt Payments

DESCRIPTION	ISSUED	2025 PRINCIPAL	2025 INTEREST	2025 P + I
Refunding-Acq & Install. of Hwy Salt Storage -2005 Bonds [2014 Series A]	04/16/14	4,310.00	64.65	4,375
Refunding-Acq of Various Equip.by Hwy Dept - 2005 Bonds [2014 Series A]	04/16/14	46,420.00	696.30	47,116
Refunding-Prep. of Design & Specs for Hwy & Drainage - 2005 Bonds [2014 Series A]	04/16/14	10,279.00	154.19	10,433
Refunding-Prepare Design Plans & Specs for Road Improvement - 2005 Bonds [2014 Series A]	04/16/14	6,631.00	99.47	6,730
Refunding-Reconst of Various Town Roads - 2005 Bonds [2014 Series A]	04/16/14	120,028.00	1,800.36	121,828
Refunding-Resurfacing Various Roads - 2005 Bonds [2014 Series A]	04/16/14	75,548.00	1,133.22	76,681
Refunding-Road Reconstruction - 2005 Bonds [2014 Series A]	04/16/14	115,386.00	1,730.79	117,117
Refunding-Road Resurfacing - 2005 Bonds [2014 Series A]	04/16/14	18,899.00	283.49	19,182
Refunding - Acquisition of Highway Equipment (2006) - 2015 Series A	04/16/15	41,600.00	1,399.00	42,999
Refunding - Acquisition of Machinery & Apparatus (2006) - 2015 Series A	04/16/15	22,555.00	758.52	23,314
Refunding - Albertson Road Reconstruction & Related Drainage (2007B) - 2015 Series A	04/16/15	10,309.00	612.27	10,921
Refunding - Construction of Curb and Sidewalk Improvments - New Hyde Park (2007 B) - 2015 Series A	04/16/15	2,993.00	177.74	3,171
Refunding - Drainage Improvements (2006) - 2015 Series A	04/16/15	216,125.00	7,268.22	223,393
Refunding - Highway Repaving (2006) - 2015 Series A	04/16/15	96,850.00	3,257.05	100,107
Refunding - Oak Ridge Reconstruction/Drainage Improvements (2007 B) - 2015 Series A	04/16/15	6,651.00	395.00	7,046
Refunding - Repaving of Certain Roads - 2005 (2006) - 2015 Series A	04/16/15	83,200.00	2,798.00	85,998
Reconstruction of Plandome Road	04/01/16	23,619.00	9,373.89	32,993
Replace Fuel Tanks at Albertson Highway	04/01/16	7,583.00	3,009.69	10,593
Stormwater Pump Station Albertson	04/01/16	6,961.00	2,762.61	9,724
Culvert replacement at Leeds Pond	09/20/16	10,823.00	2,892.70	13,716
Acq of Highway Equip	09/20/16	36,408.00	9,730.92	46,139
Acquisition of Various Highway Equipment	09/20/16	379.00	101.26	480
Acquisition of vehicles for use by the Highway Dept	09/20/16	43,292.00	11,570.70	54,863
Annual Road Paving	09/20/16	108,229.00	28,926.76	137,156
Construction of var improvements to Plandome Road	09/20/16	2,706.00	723.18	3,429
Drainage Improvements in Carle Place /Mineola	09/20/16	42,890.00	11,463.36	54,353
Essex Court Improvement Project	09/20/16	2,597.00	694.18	3,291
HVAC imporvements to DPW building	09/20/16	10,823.00	2,892.70	13,716
Port Washington Salt Storage Facility Improvements	09/20/16	27,057.00	7,231.68	34,289
Port Washington Senior Center Parking Lot Improve	09/20/16	2,706.00	723.18	3,429
Purchase of Highway Vehicles and Equipment	09/20/16	43,292.00	11,570.70	54,863
Reconstruction of Var Roads - Essex Ct Area of PW	09/20/16	4,870.00	1,301.74	6,172
Reconstruction of Various Roads - Carle Place	09/20/16	126,628.00	33,844.32	160,472
Repaving and reconstruction of Industrial Roads	09/20/16	18,940.00	5,062.18	24,002
Road Reconstruction and Repaving	09/20/16	71,106.00	19,004.92	90,111
Road Reconstruction and Repaving	09/20/16	17,046.00	4,555.98	21,602
Road reconstruction and repaving	09/20/16	108,229.00	28,926.76	137,156
Roslyn Train Parking Lot Improvements	09/20/16	15,693.00	4,194.44	19,887
Stormwater Drainage Improvement Carle Place	09/20/16	52,058.00	13,913.80	65,972
Stormwater Pump Station	09/20/16	26,137.00	6,985.82	33,123
Allen Drive and Summer Drive - Great Neck Drainage (2017 Series A)	04/01/17	3,174.00	1,782.09	4,956
Annual Road Repaving - Industrial Areas (2017 Series A)	04/01/17	7,936.00	4,455.24	12,391
Annual Road Repaving (2017 Series A)	04/01/17	87,294.00	49,007.49	136,301
Denton Avenue DPW Building - HVAC Replacement (2017 Series A)	04/01/17	31,783.00	17,843.14	49,626
Drainage on Plandome Road (2017 Series A)	04/01/17	3,968.00	2,227.64	6,196
Emergency Repairs Storm Water Drain Pipe Tully (2017 Series A)	04/01/17	17,340.00	9,734.62	27,075
Environmental Protection Agency (EPA) Compliance (2017 Series A)	04/01/17	42,258.00	23,724.05	65,982
Fuel Tank Replacement Denton Avenue Highway Yard (2017 Series A)	04/01/17	25,514.00	14,323.53	39,838
Fuel Tank Replacement Denton Avenue Highway Yard (2017 Series A)	04/01/17	9,920.00	5,569.00	15,489
Heavy Duty Maintenance Equipment (2017 Series A)	04/01/17	9,999.00	5,613.63	15,613
Herbert Avenue, Port Washington - Road Reconstruction (2017 Series A)	04/01/17	1,984.00	1,113.78	3,098
Highways Vehicle & Equipment Replacement (2017 Series A)	04/01/17	31,743.00	17,820.90	49,564
Mill Pond Park - Curb Work (2017 Series A)	04/01/17	5,952.00	3,341.40	9,293
Port Washington Salt Dome (2017 Series A)	04/01/17	9,918.00	5,569.03	15,487
Reconstruction Various Roads Essex Ct Area PW (2017 Series A)	04/01/17	9,999.00	5,613.63	15,613
Repaving and Resurfacing (2017 Series A)	04/01/17	11,904.00	6,682.88	18,587
Repaving of Various Roads (2017 Series A)	04/01/17	70,033.00	39,317.41	109,350
Salt Storage Facility at the Denton Avenue (2017 Series A)	04/01/17	9,325.00	5,234.85	14,560
Stormwater Pump Albertson (2017 Series A)	04/01/17	9,047.00	5,078.95	14,126
Various Drainage Improvements in the Town (2017 Series A)	04/01/17	30,989.00	17,397.63	48,387
Acquisition of Highway Equipment	09/28/17	6,984.00	2,489.72	9,474
Roof Replacement - Denton Avenue	04/02/18	3,322.00	1,097.55	4,420
Acquisition Heavy Duty Vehicles and equipment	04/02/18	664.00	219.56	884
Acquisition Heavy Duty Vehicles and equipment - 2	04/02/18	144,495.00	47,743.12	192,238
Acquisition of Vehicles & Equipment (673-2017)	04/02/18	7,308.00	2,414.62	9,723
Buildings Department Vehicle Replacement (806-2016)	04/02/18	6,643.00	2,195.08	8,838
Construction of Road Improvements	04/02/18	179,373.00	59,267.40	238,640
Construction of Road Improvements Concrete	04/02/18	16,609.00	5,487.71	22,097
Drainage Improvements to Allen Drive and Summer Ave in Great Neck	04/02/18	5,990.00	1,979.07	7,969
Improvements to DPW/Highway Facilities - Bay Door Replacement	04/02/18	6,643.00	2,195.08	8,838
Improvements to DPW/Highway Facilities - LED Light	04/02/18	3,322.00	1,097.55	4,420
Improvements to DPW/Highway Facilities - Lifts	04/02/18	9,965.00	3,292.63	13,258
Improvements to DPW/Highway Facilities - Various 1	04/02/18	3,322.00	1,097.55	4,420

Schedule of 2025 Long Term Debt Payments

DESCRIPTION	ISSUED	2025 PRINCIPAL	2025 INTEREST	2025 P + I
Improvements to Parking Lots and Walkways - Mill Pond Curb	04/02/18	16,628.00	5,494.24	22,122
Public Safety Vehicle Replacement (806-2016)	04/02/18	1,893.00	625.59	2,519
Reconstruction of Grand Boulevard	04/02/18	41,455.00	13,697.34	55,152
Replacement HVAC Denton Avenue DPW Building	04/02/18	66,368.00	21,928.92	88,297
Roslyn Train Station - Median removal and striping	04/02/18	1,993.00	658.53	2,652
Leeds Park Series B	09/26/18	5,384.00	6,087.42	11,471
Denton Avenue Roof Replacement Series B	09/26/18	1,346.00	1,521.84	2,868
Road Repaving Series B	09/26/18	34,993.00	39,567.68	74,561
HD1904 - BLDG IT UPGRADES 651-2018	03/28/19	27,086.73	8,091.13	35,178
HD1905 - BLDG IT HARDWARE 651-2018	03/28/19	1,385.51	413.87	1,799
HD1906 - 2019 BUILDING VEHICLES 656-2018	03/28/19	9,075.09	2,710.84	11,786
HD1908 - 2019 CE LPR 651-2018	03/28/19	2,008.99	600.11	2,609
HD1801 - 676-17 HIGHWAY BAY DOOR REPLCMT	03/28/19	6,789.00	2,027.95	8,817
HD1804 - 680-17 CNSTR ROAD IMP CONCRETE	03/28/19	33,875.73	10,119.08	43,995
HD1901 - 2019 INDUSTRIAL RDS 535-2017	03/28/19	13,578.00	4,055.91	17,634
HD1902 - 2019 RESIDENTIAL RDS 678-2017	03/28/19	238,792.70	71,330.21	310,123
HD1903 - DRAINAGE IMPROV 642-2018	03/28/19	13,023.80	3,890.36	16,914
HD1907 - 2019 HWY EQUIP & VEHICLES 625-2018	03/28/19	100,934.43	30,150.31	131,085
HD722 - RECONSTRUCTION OF GRAND BLD	03/28/19	7,897.41	2,359.05	10,256
CONSTRUCTION OF ROAD IMPROVEMENTS (Concrete Roads)	09/26/19	7,097.48	6,695.86	13,793
Residential Road Resurfacing	08/11/20	22,938.84	21,968.75	44,908
Industrial Road Resurfacing	08/11/20	5,734.71	5,492.19	11,227
Concrete Road	08/11/20	20,759.65	19,881.72	40,641
Residential Road Resurfacing - 2020 Series C	09/24/20	154,693.54	51,502.41	206,196
Highway Department Equipment and Vehicles - 2020 Series C	09/24/20	64,455.64	21,459.34	85,915
Acquisition of Highway Equipment (Series E)	12/18/20	37,165.76	5,876.64	43,042
Albertson Road Reconstruction (Series E)	12/18/20	30,603.05	4,838.94	35,442
Highway Equipment (Series E)	12/18/20	9,673.13	1,529.51	11,203
Highway Equipment (Series E)	12/18/20	10,500.58	1,660.35	12,161
Highway Equipment (Series E)	12/18/20	7,064.41	1,117.02	8,181
Highway Equipment (Series E)	12/18/20	3,181.99	503.14	3,685
Repaving Various Roads (Series E)	12/18/20	120,852.32	19,109.13	139,961
Port Washington Drainage Study [2014 Series C] (2020 Series F)	12/18/20	1,428.59	207.79	1,636
Prospect Avenue Road Reconstruction [2014 Series C] (2020 Series F)	12/18/20	2,276.24	331.08	2,607
Resurfacing of Various Roads [2014 Series C] (2020 Series F)	12/18/20	110,240.66	16,034.35	126,275
Leeds Pond Culvert Repair Town-wide GIS Asset Mapping Management	03/25/21	11,610.47	5,781.44	17,392
Construction of a Vehicle Washing Station	03/25/21	27,510.92	13,699.09	41,210
Acquisition of Heavy-Duty Vehicles and Equipment for the Highway Department	03/25/21	24,791.00	12,344.70	37,136
Acquisition of Heavy-Duty Vehicles and Equipment for the Highway Department	03/25/21	146,041.82	72,721.64	218,763
Various Drainage Improvements in the Town	03/25/21	20,000.54	9,959.29	29,960
Construction of Road Improvements	03/25/21	23,729.59	11,816.17	35,546
Construction of Road Improvements	03/25/21	14,761.78	7,350.64	22,112
Construction of Road Improvements	03/25/21	160,710.13	80,025.74	240,736
Various Software and Hardware Upgrades and Enhance	09/23/21	31,849.77	13,391.16	45,241
The construction of road improvements	03/24/22	283,802.30	106,683.87	390,486
The construction of road improvements	03/24/22	3,328.22	1,251.11	4,579
The acquisition of heavy-duty equipment and vehicles for use by the Highway Department	03/24/22	100,165.53	37,653.13	137,819
The preparation of design plans and specification for various projects	03/24/22	20,053.54	7,538.31	27,592
Concrete Road Improvements	03/24/22	63,558.54	23,892.23	87,451
Roof Replacement at the Denton Avenue Department of Public Works Building	03/24/22	159,754.70	60,053.25	219,808
Improvements to the Carlton Avenue Retaining Wall	03/23/23	11,179.81	11,406.57	22,586
Construction of Road Improvements	03/23/23	78,037.20	79,620.03	157,657
Construction of Road Improvements	03/23/23	27,399.56	27,955.30	55,355
Construction of Road Improvements	03/23/23	4,385.58	4,474.54	8,860
Various Drainage Improvements in the Town	03/23/23	13,759.77	14,038.86	27,799
Construction of Road Improvements	03/23/23	19,835.78	20,238.10	40,074
Various Improvements to Highway Department Facilities	03/23/23	2,917.83	2,977.01	5,895
Various Improvements to Highway Department Facilities	03/23/23	451.08	460.23	911
Various Improvements to Highway Department Facilities	03/23/23	558.17	569.49	1,128
Construction of Road Improvements	03/21/24	73,424.23	117,551.21	190,975
Construction of Road Improvements	03/21/24	6,002.85	9,610.49	15,613
Various Drainage Improvements in the Town	03/21/24	5,990.93	9,591.40	15,582
Construction of Road Improvements	03/21/24	9,110.07	14,585.10	23,695
Construction of Various Improvements to the Town's Public Works and Highway Department Facilities	03/21/24	2,367.54	3,790.39	6,158
Construction of Various Improvements to the Town's Public Works and Highway Department Facilities	03/21/24	1,164.02	1,863.58	3,028
Acquisition of Heavy-Duty Equipment and Vehicles for use by the Highway Department	03/21/24	32,276.27	51,673.88	83,950
Acquisition of Various Vehicles and Equipment for use by the Town	03/21/24	6,031.42	9,656.23	15,688
Acquisition of Various Vehicles and Equipment for use by the Town	03/21/24	3,451.30	5,525.49	8,977
Total Town Outside Village Fund:		5,135,762.25	1,869,401.51	7,005,164

Schedule of 2025 Long Term Debt Payments

DESCRIPTION	ISSUED	2025 PRINCIPAL	2025 INTEREST	2025 P + I
Town Operated Special Districts				
Improvement of facilities of the Harbor Hills Park District	04/02/18	4,983.00	1,646.32	6,629
Improvement of facilities of the Harbor Hills Park District (pool mechanical systems)	09/26/19	14,194.96	13,391.72	27,587
Pool Improvement Project at Harbor Hills	08/11/20	6,881.65	6,590.62	13,472
Increase and Improvement of the Facilities of the Harbor Hills Park District	03/25/21	5,750.14	2,863.29	8,613
Increase & Improvement of the Facilities of Harbor Hills	09/23/21	33,230.24	13,971.58	47,202
Total Harbor Hills Special Park District:		65,039.99	38,463.53	103,503.52
Improvement of facilities of the NH Lighting Dist	09/20/16	10,823.00	2,892.70	13,715.70
Annual LED Lighting Replacement	04/02/18	3,322.00	1,097.55	4,419.55
Improvement of facilities - North Hempstead Lighting District	04/02/18	6,643.00	2,195.08	8,838.08
HC1901 - STREET LIGHTING IMPRV 28-2019	03/28/19	6,789.00	2,027.95	8,816.96
LED Lighting Replacement Program	08/11/20	2,293.88	2,196.87	4,490.76
Increase and Improvement of Facilities - Lighting District	03/25/21	20,000.00	1,500.00	21,500.00
The increase and improvement of facilities of the North Hempstead Lighting District	03/24/22	2,177.60	1,354.68	3,532.28
The increase and improvement of facilities of the North Hempstead Lighting District	03/24/22	4,369.10	2,718.00	7,087.10
Street Lighting Improvements of the North Hempstead Lighting District	03/24/22	10,944.29	6,808.39	17,752.69
Street Lighting Improvements - North Hempstead Lighting District	03/23/23	3,411.25	3,480.44	6,891.70
Street Lighting Improvements - North Hempstead Lighting District	03/23/23	1,748.66	1,784.13	3,532.79
Street Lighting Improvements of the North Hempstead Lighting District	03/21/24	2,328.67	3,728.18	6,056.85
Total Street Lighting District:		74,850.47	31,783.98	106,634.45
Refunding - Manhasset Bay Park District (2007 B) - 2015 Series A	04/16/15	10,010.00	594.48	10,604.48
Total Manhasset Bay Special Park District:		10,010.00	594.48	10,604.48
New Hyde Special Park District - CGM Pool (2017 Series A)	04/01/17	277,753.00	155,932.85	433,685.85
New Hyde Park District (29-2017)	09/28/17	25,990.00	9,290.86	35,280.86
New Hyde Park District (338-2017)	09/28/17	413,793.00	147,919.98	561,712.98
New Hyde Park District (388-2015)	09/28/17	5,172.00	1,848.98	7,020.98
New Hyde Park District (402-2016)	09/28/17	305,044.00	109,045.10	414,089.10
Improvement of facilities of the New Hyde Park Park District	04/02/18	66,434.00	21,950.89	88,384.89
New Hyde Park District (388-2015)	04/02/18	25,577.00	8,451.07	34,028.07
Total New Hyde Park Special Park District:		1,119,763.00	454,439.73	1,574,202.73
Improve facilities - PW Public Parking District	09/20/16	5,411.00	1,446.34	6,857.34
Port Washington Public Parking District - Parking Lot 19-2017 (2017 Series A)	04/01/17	12,420.00	6,972.44	19,392.44
Port Washington Public Parking District - Parking Lot 223-2016 (2017 Series A)	04/01/17	7,935.00	4,455.24	12,390.24
Port Washington Public Parking Improvement - Parking Lot	04/02/18	9,035.00	2,985.33	12,020.33
Port Washington Public Parking Improvement - Vehicle Acquisition	04/02/18	5,599.00	1,849.98	7,448.98
Port Washington Public Parking Improvement	09/26/18	5,034.00	5,691.72	10,725.72
Inc & Imprv of the Facilities- PW Parking Dist (Series E)	12/18/20	292,680.12	46,278.48	338,958.60
Increase and Improvement of Facilities of the Port Washington Public Park District	03/25/21	3,750.09	1,867.36	5,617.45
The increase and improvement of facilities of the Port Washington Public Parking District	03/24/22	41,592.00	25,874.28	67,466.28
Improvement of Facilities - Port Washington Public Parking DT	03/23/23	2,566.68	2,618.74	5,185.42
Total Port Washington Public Parking District:		386,022.89	100,039.91	486,062.80

Schedule of 2025 Long Term Debt Payments

DESCRIPTION	ISSUED	2025 PRINCIPAL	2025 INTEREST	2025 P + I
Improve facilities - North Hempstead Sidewalk Dist	09/20/16	5,411.00	1,446.34	6,857.34
Plandome Road, Manhasset - Sidewalk over LIRR Track (2017 Series A)	04/01/17	2,976.00	1,670.72	4,646.72
Fairway Drive - Sidewalk District	04/02/18	2,956.00	976.82	3,932.82
Improvement of facilities - North Hempstead Sidewalk District - Area study	04/02/18	3,322.00	1,097.55	4,419.55
Improvement of facilities - North Hempstead Sidewalk District - Equipment	04/02/18	4,983.00	1,646.32	6,629.32
Improvement of facilities - North Hempstead Sidewalk District - Equipment (2)	04/02/18	1,661.00	548.77	2,209.77
Improvement of facilities - North Hempstead Sidewalk District - Sidewalk repair	04/02/18	33,217.00	10,974.94	44,191.94
HC1603 - SIDEWALK REPAIRS	03/28/19	6,789.00	2,027.95	8,816.96
HC1603 - SIDEWALK REPAIRS	03/28/19	23,068.75	6,890.91	29,959.65
HC1802 - 24-2018 SIDEWALK EQUIPMENT	03/28/19	10,183.50	3,041.93	13,225.43
Sidewalk Equipment - Area Study	09/26/19	1,419.50	1,339.17	2,758.67
Dump Body F-550 for Sidewalk District	08/11/20	1,766.29	1,691.59	3,457.88
Sidewalk Improvements	08/11/20	12,948.87	12,401.26	25,350.13
Safe Routes to Schools Port Washington	03/25/21	21,896.07	7,195.84	29,091.91
Acquisition of Various Vehicles and Equipment - Sidewalk District	03/25/21	28,464.89	9,354.60	37,819.48
Acquisition of Various Vehicles and Equipment - Sidewalk District	03/25/21	4,639.05	1,524.56	6,163.61
Improvements to facilities at the North Hempstead Sidewalk District	03/24/22	29,337.15	11,028.10	40,365.26
Improvement of Facilities - North Hempstead Sidewalk DT	03/23/23	29,685.13	30,287.24	59,972.37
Increase And Improvement of Facilities of The North Hempstead Sidewalk District	03/21/24	4,515.16	7,228.71	11,743.87
	Total Sidewalk District:	229,239.35	112,373.33	341,612.68
Commissioner Operated Special Districts				
Refunding-Albertson Water Dist (2) -Improve Facilities - 2005 Bonds [2014 Series A]	04/16/14	111,407.00	1,671.11	113,078.11
Refunding-Albertson Water Dist-Improve Facilities - 2005 Bonds [2014 Series A]	04/16/14	32,494.00	487.41	32,981.41
Refunding - Albertson Water Dist Incr. & Improve Facilities (2006) - 2015 Series A	04/16/15	78,000.00	2,623.13	80,623.13
Refunding - Improvements of Facilities at Albertson Water District (2007B) - 2015 Series A	04/16/15	9,977.00	592.54	10,569.54
Increase & Improve Facilities - Albertson Water Dist	09/20/16	85,014.00	22,721.96	107,735.96
Increase & Improve Facilities - Albertson Water Dist	09/20/16	40,586.00	10,847.56	51,433.56
Albertson Water - Improvement of Facilities (2017 Series A)	04/01/17	4,603.00	2,584.04	7,187.04
Improve Facilities Albertson Water District (2017 Series A)	04/01/17	97,134.00	54,531.95	151,665.95
	Total Albertson Water District:	459,215.00	96,059.70	555,274.70
Belgrave WPCD - SERIES 2006 C (2015 Series D) - C1-5100-03-00	07/28/06	120,000.00	29,214.12	149,214.12
Belgrave WPC EFC 2012E (Refund EFC 2003A) - C1-5100-02-00	11/15/12	45,000.00	3,057.68	48,057.68
Refunding-Belgrave WPC Dist Improvements - 2005 Bonds [2014 Series A]	04/16/14	15,915.00	238.73	16,153.73
Refunding - Increase and Improvements to Belgrave WPCD (2007 B) - 2015 Series A	04/16/15	91,120.00	5,411.71	96,531.71
Increase and Improvements of Facilities Belgrave WPCD [2014 Series C] (2020 Series F)	12/18/20	112,201.96	16,319.62	128,521.58
Increase and Improvements of Facilities Belgrave WPCD Equipment [2014 Series C] (2020 Series F)	12/18/20	97,094.17	14,122.21	111,216.38
E.F.C. Clean Water Statutory Installment Bond - 2022 (C1-5100-07-75, 76)	11/03/22	131,970.00	-	131,970.00
E.F.C. Clean Water Statutory Installment Bond - 2022 (C1-5100-05-00) Loan ID 6435	12/06/22	280,000.00	204,393.10	484,393.10
	Total Belgrave Water Pollution Control District:	893,301.13	272,757.17	1,166,058.31
Refunding- Carle Place Water Dist Improvements (2006) - 2015 Series A	04/16/15	36,725.00	1,235.06	37,960.06
Improve Facilities Carle Place Water District (2017 Series A)	04/01/17	284,737.00	159,853.48	444,590.48
Increase & Improve Carle Place Water 75-2013 (2017 Series A)	04/01/17	19,681.00	11,048.98	30,729.98
Carle Place Water	09/28/17	172,674.00	61,555.38	234,229.38
The increase and improvement of facilities of the Carle Place Water District	03/24/22	155,917.00	96,994.65	252,911.65
	Total Carle Place Water District:	669,734.00	330,687.55	1,000,421.55
Garden City Park (2017 Series B)	04/01/17	29,205.00	32,421.05	61,626.05
Garden City Park (2017 Series B)	04/01/17	25,068.00	27,829.34	52,897.34
Garden City Park (2017 Series D)	09/29/17	130,000.00	117,000.00	247,000.00
Garden City Park (2018 Series B)	09/26/18	134,590.00	152,183.64	286,773.64
INCREASE AND IMPROVEMENT OF FACILITIES OF THE GARDEN CITY PARK WATER/FIRE DISTRICT	03/28/19	33,875.73	10,119.08	43,994.81
Garden City Park Water Fire District - various water improvements	09/26/19	28,389.91	26,783.44	55,173.35
Garden City Park Water/Fire District	08/11/20	24,888.64	23,836.09	48,724.73
Improvement of Facilities - Garden City Park Water Dt	03/23/23	171,274.74	174,748.71	346,023.45
	Total Garden City Park Water District:	577,292.02	564,921.35	1,142,213.37

Schedule of 2025 Long Term Debt Payments

DESCRIPTION	ISSUED	2025 PRINCIPAL	2025 INTEREST	2025 P + I
Refunding - Great Neck Park District (2006) - 2015 Series A	04/16/15	97,500.00	3,279.26	100,779.26
Increase and Improve Great Neck Park District Facilities (Series C)	09/20/16	36,408.00	62,923.32	99,331.32
Increase and Improve Great Neck Park District Facilities 2 (Series C)	09/20/16	379.00	22,117.20	22,496.20
Great Neck Park (2017 Series B)	04/01/17	50,137.00	55,658.64	105,795.64
Improve Facility of Great Neck Park (2017 Series A)	04/01/17	15,475.00	8,687.75	24,162.75
Improvements of Facilities - Great Neck Park District	03/23/23	45,314.87	46,233.99	91,548.85
Acquisition of Property Great Neck Park District	09/21/23	50,142.10	106,984.28	157,126.37
Total Great Neck Park District:		295,355.96	305,884.43	601,240.40
Great Neck WPCD- EFC Series 2012E - C1-5195-01-00 - Loan ID 3960	10/18/12	1,655,000.00	529,684.76	2,184,684.76
Improve Great Neck Water Pollution Control (Series C)	09/20/16	43,292.00	66,351.50	109,643.50
Great Neck Water Pollution (2017 Series B)	04/01/17	68,311.00	75,834.92	144,145.92
INCREASE AND IMPROVEMENT TO THE GREAT NECK WATER POLLUTION DISTRICT	09/26/19	309,024.20	291,537.75	600,561.95
Great Neck Water Pollution Control District	08/11/20	527,593.23	505,281.20	1,032,874.43
Increase and Improvement of Facilities of the Great Neck Water Pollution Control District	09/19/24	66,453.00	150,778.62	217,231.62
Total Great Neck Water Pollution Control District:		2,669,673.43	1,619,468.75	4,289,142.18
Refunding - Manhasset-Lakeville Water Dist - Improvements (2006) - 2015 Series A	04/16/15	187,525.00	6,306.43	193,831.43
Manhasset-Lakeville Water District - 2020 Series D	09/24/20	195,000.00	109,975.00	304,975.00
Increase and Improvements to Facilities MLWD [2014 Series C] (2020 Series F)	12/18/20	179,988.54	26,179.08	206,167.62
Increase and Improvement to the Manhasset-Lakeville Water District	09/23/21	355,000.00	237,800.00	592,800.00
Total Manhasset-Lakeville Water District:		917,513.54	380,260.51	1,297,774.05
Refunding-PWW-Dist (2)-Increase and Improvement of Facilities - 2005 Bonds [2014 Series A]	04/16/14	32,825.00	492.38	33,317.38
Refunding-PWW-Dist-Increase and Improvement of Facilities - 2005 Bonds [2014 Series A]	04/16/14	40,783.00	611.75	41,394.75
Refunding - Port Washington Water Dist Improvements (2006) - 2015 Series A	04/16/15	130,650.00	4,393.66	135,043.66
Refunding - Port Washington Water Dist Inc & Improvements (2006) - 2015 Series A	04/16/15	60,775.00	2,043.86	62,818.86
Improvements of the Facilities of the PWW District	04/01/16	20,813.00	8,259.97	29,072.97
Increase and Improve Facilities PW Water District	09/20/16	244,759.00	65,417.38	310,176.38
Increase and Improve Facilities PW Water District (2017 Series A)	04/01/17	248,470.00	139,493.07	387,963.07
Increase Improvement Facilities Port Washington Water District (2017 Series A)	04/01/17	42,853.00	24,057.99	66,910.99
Port Washington Water	09/28/17	148,387.00	52,897.68	201,284.68
Increase and improvement to the Port Washington Water District Facilities	04/02/18	137,521.00	45,438.37	182,959.37
INCREASE AND IMPROVEMENT OF FACILITIES OF THE PORT WASHINGTON WATER DISTRICT	03/28/19	35,884.72	10,719.19	46,603.91
INCREASE AND IMPROVEMENT OF FACILITIES OF THE PORT WASHINGTON WATER DISTRICT	09/26/19	42,584.87	40,175.16	82,760.03
Increase and Improvement of Facilities Port Washington Water District	09/21/23	176,572.84	128,557.66	305,130.50
Increase and Improvement of Facilities Port Washington Water District	09/21/23	25,814.77	18,795.00	44,609.76
Increase and Improvement of Facilities Port Washington Water District	09/19/24	223,547.00	177,730.27	401,277.27
Total Port Washington Water District:		1,612,240.19	719,083.39	2,331,323.58
Port Washington Water Pollution District (2011C- Leveraged)	06/19/08	20,000.00	2,517.47	22,517.47
EFC Clean Water Statutory Installment Bond 2010C	06/24/10	490,000.00	89,890.12	579,890.12
Refunding - PWWPCD Improve & incr. facilities (2006) - 2015 Series A (1)	04/16/15	45,500.00	1,530.10	47,030.10
Refunding - PWWPCD Improve & incr. facilities (2006) - 2015 Series A (2)	04/16/15	21,125.00	710.43	21,835.43
Refunding - PWWPCD Improve & incr. facilities (2006) - 2015 Series A (3)	04/16/15	65,000.00	2,185.93	67,185.93
EFC Clean Water Statutory Installment Bond 2016	05/15/16	62,900.00	-	62,900.00
Increase and Improvement of Facilities Port Washington Water Pollution Control District	09/21/23	92,261.44	196,851.03	289,112.47
Increase and Improvement of Facilities Port Washington Water Pollution Control District	09/21/23	21,242.02	45,322.44	66,564.47
Increase and Improvement of Facilities Port Washington Water Pollution Control District	09/21/23	11,395.92	24,314.59	35,710.51
Increase and Improvement of Facilities Port Washington Water Pollution Control District	09/21/23	3,646.69	7,780.66	11,427.36
Increase and Improvement of Facilities Port Washington Water Pollution Control District	09/21/23	157,263.82	335,541.52	492,805.35
Total Port Washington Water Pollution Control District:		990,334.90	706,644.29	1,696,979.20
Increase and Improve Roslyn Water District Facilities (Series C)	09/20/16	181,914.00	142,545.14	324,459.14
Increase and Improve Roslyn Water District Facilities 2 (Series C)	09/20/16	85,201.00	66,761.34	151,962.34
Increase and Improve Roslyn Water District Facilities 3 (Series C)	09/20/16	84,678.00	66,351.50	151,029.50
Roslyn Water District #2 (2017 Series B)	04/01/17	52,644.00	58,441.52	111,085.52
Roslyn Water District (2017 Series B)	04/01/17	49,635.00	55,102.03	104,737.03
Total Roslyn Water District:		454,072.00	389,201.53	843,273.53
Refunding - Westbury Water Dist-Improvements (2006) - 2015 Series A	04/16/15	189,800.00	6,382.93	196,182.93
Total Westbury Water District:		189,800.00	6,382.93	196,182.93



**NYS BOARD OF REAL PROPERTY SERVICES
LOCAL GOVERNMENT EXEMPTION IMPACT REPORT**

(for local use only -- not to be filed with NYS Board of Real Property Services)

Date: 09/13/2024

Taxing Jurisdiction: 28

Fiscal Year Beginning: 2025

Town: 2

Total equalized value in taxing jurisdiction: 72,947,229,900

Exemption Code (Column A)	Exemption Description (Column B)	Statutory Authority (Column C)	Number of Exemptions (Column D)	Total Equalized Value (Column E)	Percentage of Value Exempted (Column F)
12100	NYS - GENERALLY	RPTL 404(1)	75	28,428,800	0.04%
12350	PUBLIC AUTHORITY - STATE	RPTL 412	189	798,745,100	1.09%
13100	CO - GENERALLY	RPTL 406(1)	358	348,608,100	0.48%
13500	TOWN - GENERALLY	RPTL 406(1)	187	540,291,100	0.74%
13650	VG - GENERALLY	RPTL 406(1)	431	637,744,900	0.87%
13800	SCHOOL DISTRICT	RPTL 408	112	1,662,592,300	2.28%
13870	SPEC DIST USED FOR PURPOSE EST	RPTL 410	177	344,274,500	0.47%
13970	REGIONAL OTB CORPORATION	RACING L 513	1	1,463,300	0.00%
14000	LOCAL AUTHORITIES SPECIFIED	RPTL 412	22	34,053,000	0.05%
14100	USA - GENERALLY	RPTL 400(1)	8	99,112,400	0.14%
14110	USA - SPECIFIED USES	STATE L 54	8	18,530,000	0.03%
14200	FOREIGN GOVT - EMBASSY	RPTL 418	1	1,938,000	0.00%
18020	MUNICIPAL INDUSTRIAL DEV AGENC	RPTL 412-a	111	1,054,813,400	1.45%
18040	URBAN REN: OWNER-MUNICIPALITY	GEN MUNY 506	17	3,421,400	0.00%
18080	MUN HSNG AUTH-FEDERAL/MUN AIDE	PUB HSNG L 52(3)&(5)	4	31,034,500	0.04%
19950	MUNICIPAL RAILROAD	RPTL 456	65	28,182,200	0.04%
21600	RES OF CLERGY - RELIG CORP OWN	RPTL 462	86	92,675,100	0.13%
25120	NONPROF CORP - EDUCL(CONST PRO	RPTL 420-a	43	111,488,700	0.15%
25210	NONPROF CORP - HOSPITAL	RPTL 420-a	81	1,062,218,200	1.46%
25230	NONPROF CORP - MORAL/MENTAL IM	RPTL 420-a	4	2,707,900	0.00%
25300	NONPROF CORP - SPECIFIED USES	RPTL 420-b	74	163,754,200	0.22%
26100	VETERANS ORGANIZATION	RPTL 452	7	5,690,800	0.01%
26300	INTERDENOMINATIONAL CENTER	RPTL 430	323	1,088,780,100	1.49%
26400	INC VOLUNTEER FIRE CO OR DEPT	RPTL 464(2)	41	67,896,300	0.09%
27350	PRIVATELY OWNED CEMETERY LAND	RPTL 446	25	54,599,300	0.07%
41101	VETS EX BASED ON ELIGIBLE FUND	RPTL 458(1)	793	310,800,366	0.43%
41121	ALT VET-NON-COMBAT - GENERAL	RPTL 458-A	1797	200,971,900	0.28%
41131	ALT VET - COMBAT - GENERAL	RPTL 458-A	988	168,891,600	0.23%
41141	ALT VET - DISABILITY - GENERAL	RPTL 458-A	278	50,718,200	0.07%
41161	COLD WAR VETERAN		104	8,494,000	0.01%
41163	COLD WAR VETERAN 15%		21	2,604,000	0.00%
41171	COLD WAR VETERAN DISABILITY	RPTL 458-B	14	2,259,000	0.00%
41300	PARAPLEGIC VETS	RPTL 458(3)	5	6,315,000	0.01%
41400	CLERGY	RPTL 460	141	111,682,000	0.15%
41680	VOLUNTEER FIREFIGHTERS AND AMB	RPTL 466-c	659	53,655,700	0.07%
41681	VOLUNTEER FIREFIGHTERS AND AMB	RPTL 466-C	14	1,770,700	0.00%
41730	AGRIC LAND-INDIV NOT IN AG DIS	AG MKTS L 306	4	8,295,500	0.01%
41800	PERSONS AGE 65 OR OVER	RPTL 467	1180	362,486,900	0.50%
41900	PHYSICALLY DISABLED	RPTL 459	36	3,550,000	0.00%
41930	DISABILITIES AND LIMITED INCOM	RPTL 459-c	45	13,739,000	0.02%
41980	LOW OR MODERATE INCOME HOUSING	RPTL 421-E	4	71,000	0.00%
44111	FIRST-TIME HOMEBUYERS - NEW CO	RPTL 457	4	257,000	0.00%

Taxing Jurisdiction: 28

Fiscal Year Beginning: 2025

Town: 2

Total equalized value in taxing jurisdiction: 72,947,229,900

Exemption Code (Column A)	Exemption Description (Column B)	Statutory Authority (Column C)	Number of Exemptions (Column D)	Total Equalized Value (Column E)	Percentage of Value Exempted (Column F)
44210	HOME IMPROVEMENTS	RPTL 421-F	75	1,227,000	0.00%
44220	HOME IMPROVEMENTS NEW	RPTL 421-f	9180	959,093,000	1.31%
46450	INC ASSN OF VOLUNTEER FIREMEN	RPTL 464(1)	2	1,836,100	0.00%
47600	BUSINESS INV. PROPERTY	RPTL 485-B	20	5,459,100	0.01%
48650	LTD PROF HOUSING CO	P H F I L 33,556,654-	1	6,924,300	0.01%
48660	HOUSING DEVELOPMENT FUND CO	P H F I L 577,654-a	11	79,303,200	0.11%
49510	RESIDENT ENERGY CONSERV IMPROV	RPTL 487-a	1	141,000	0.00%
Totals:			17827	10,643,589,166	14.59%